

# Promo Racc 1

## CONJUNTA CARRERAS (CR) Resultados

Documento 6

Pos.	Nº	Piloto	R1	R2	Puntos
1	12	OBIOL FOLCH CESC	25	25	50
2	63	ESPINOS ALEMANY JORDI	16	20	36
3	31	SUN SHENGBO	20	13	33
4	17	GARCIA RUIZ UNAI	13	16	29
5	23	REMESAL LOMAS ALEX	11	10	21
6	25	AMIGO POLANKOVA JOSE JAVIER	9	11	20
7	35	GINES CORPA ALEIX	10	9	19
8	20	COULOM LOUIS	7	8	15
9	37	LLAO REINA JAIRO	8	7	15
10	24	SANCHEZ SOCIAS ALEJANDRO	6	6	12
11	52	ALVAREZ GONZALEZ UNAI	5	5	10
12	21	SANCHEZ FREAN EDIN	3	4	7
13	95	SANTOS ALVAREZ IZAN	4	0	4
14	7	MARTINEZ PASTOR FERRAN	2	0	2

# Promo Racc 1

## CARRERA 2 (R2) Resultados

### Documento 5

Pos.	Nº	Piloto	Total	Dif.	Interv.	M. Vuelta	Km/h	Puntos	Club	Marca	Licencia	Tiempo
1	12	OBIOL FOLCH CESC	16			53.083	61.71	<b>25</b>	Motor Club Circuit M	OHVALE	144141-T-AM	14:13.562
2	63	ESPINOS ALEMANY JORDI	16	<b>0.197</b>	0.197	52.890	61.94	<b>20</b>	Club de Motociclismo	OHVALE	250899-CS	14:13.759
3	17	GARCIA RUIZ UNAI	16	<b>1.356</b>	1.159	52.997	61.81	<b>16</b>	Rocco's Ranch Moto C	OHVALE	144159-B	14:14.918
4	31	SUN SHENGBO	16	<b>1.644</b>	0.288	52.985	61.83	<b>13</b>	Pisto Club Baix Mont	OHVALE	143708-B	14:15.206
5	25	AMIGO POLANKOVA JOSE JA	16	<b>15.134</b>	13.490	54.043	60.62	<b>11</b>	Motor Club Circuit M	OHVALE	144158-T	14:28.696
6	23	REMESAL LOMAS ALEX	16	<b>19.334</b>	4.200	53.458	61.28	<b>10</b>	Motor Club Circuit M	OHVALE	143763-T	14:32.896
7	35	GINES CORPA ALEIX	16	<b>23.162</b>	3.828	53.996	60.67	<b>9</b>	Moto Club Terres de	OHVALE	144176-L	14:36.724
8	20	COULOM LOUIS	16	<b>23.363</b>	0.201	53.760	60.94	<b>8</b>		OHVALE	144670-B	14:36.925
9	37	LLAO REINA JAIRO	16	<b>23.513</b>	0.150	54.163	60.48	<b>7</b>	Amics Moto Club Mart	OHVALE	143658-B	14:37.075
10	24	SANCHEZ SOCIAS ALEJANDR	16	<b>39.655</b>	16.142	54.882	59.69	<b>6</b>	Motor Club Circuit M	OHVALE	144063-B	14:53.217
11	52	ALVAREZ GONZALEZ UNAI	16	<b>40.781</b>	1.126	54.832	59.75	<b>5</b>	Club Esportiu Circui	OHVALE	143675-B	14:54.343
12	21	SANCHEZ FREAN EDIN	15	<b>1 Vuelta</b>	1 Vuelta	56.434	58.05	<b>4</b>	Club Esportiu Guaja	OHVALE	144883-B	14:18.881

#### No Clasificados

	7	MARTINEZ PASTOR FERRAN	13	<b>Retirado</b>		54.752	59.83		Motor Club Circuit M	OHVALE	144224-T	12:21.840
	95	SANTOS ALVAREZ IZAN	1	<b>Retirado</b>		1:00.697	53.97		Penya Motorista Barc	OHVALE	145046-B	1:00.697

Lider : N°12 OBIOL FOLCH CESC (1-16)

Tiempo Inicio : 02/04 - 13:07:55

M. Vuelta : N°63 ESPINOS ALEMANY JORDI 52.890 61.94 Km/h

Evento Grabado : N°12 OBIOL FOLCH CESC 52.695 62.17 Km/h

# Promo Racc 1

## CARRERA 2 (R2) Vuelta a vuelta

Valor informativo. No Oficial

	1	2	3	4	5	6	7	8	9	10	11	12	13	14
Parilla	<del>12</del>	<del>31</del>	<del>17</del>	<del>23</del>	<del>63</del>	<del>37</del>	<del>25</del>	<del>35</del>	<del>X</del>	<del>20</del>	<del>24</del>	<del>52</del>	<del>21</del>	<del>95</del>
Salida														
Vuelta 1 <small>Intervalo</small>	12	31 0.3	17 0.3	63 0.3	25 0.8	37 0.1	35 0.4	20 0.7	7 0.5	23 0.2	24 0.6	52 0.9	21 0.6	95 0.4
Vuelta 2	12	31 0.2	17 0.5	63 0.4	25 1.2	37 0.2	35 0.6	20 1.8	23 0.2	24 2.5	52 0.7	21 0.9	7 5.7	
Vuelta 3	12	31 0.3	17 0.6	63 0.2	25 2.1	35 0.7	37 0.1	20 2.8	23 0.3	24 3.2	52 1.3	21 1.2	7 7.1	
Vuelta 4	12	31 0.2	17 0.6	63 0.1	25 3.1	35 1.7	37 0.5	20 2.1	23 0.2	24 4.2	52 1.4	21 2.5	7 4.8	
Vuelta 5	12	31 0.3	17 0.6	63 0.1	25 3.9	35 2.1	37 0.1	20 2.9	23 0.3	24 5.0	52 1.7	21 3.8	7 2.0	
Vuelta 6	12	31 0.3	17 0.7	63 0.1	25 4.8	35 2.8	37 0.8	20 2.0	23 0.2	24 6.4	52 1.8	21 4.6	7 0.2	
Vuelta 7	12	31 0.3	17 0.5	63 0.1	25 5.5	35 4.0	37 0.2	23 1.7	20 0.5	24 7.8	52 1.5	21 5.6	7 5.9	
Vuelta 8	12	31 0.2	63 0.3	17 0.2	25 6.6	37 4.7	35 0.2	23 0.8	20 1.1	24 8.7	52 1.7	21 6.5	7 5.7	
Vuelta 9	12	31 0.3	63 0.7	17 0.3	25 7.0	35 5.4	37 0.1	23 0.2	20 1.7	24 9.8	52 1.8	21 7.9	7 4.0	
Vuelta 10	12	31 0.1	63 0.4	17 0.4	25 8.1	37 6.1	23 0.3	35 0.3	20 1.3	24 10.5	52 1.9	21 9.6	7 1.9	
Vuelta 11	12	31 0.2	63 0.2	17 0.6	25 9.3	23 6.0	37 0.1	35 0.3	20 1.5	24 11.9	52 1.4	21 11.5	7 0.8	
Vuelta 12	12	63 0.1	31 0.3	17 0.3	25 10.3	23 5.3	37 0.7	35 0.3	20 1.6	24 12.6	52 1.7	7 12.3	21 0.4	
Vuelta 13	12	63 0.1	31 0.2	17 0.3	25 11.4	23 4.9	35 1.8	37 0.1	20 1.7	24 13.3	52 1.6	<del>X</del> 12.1	21 2.3	
Vuelta 14	12	63 0.1	31 0.2	17 0.2	25 12.6	23 4.1	35 3.0	37 0.1	20 0.7	24 14.7	52 1.4	21 16.7		
Vuelta 15	12	63 0.1	17 0.8	31 0.0	25 12.9	23 3.9	35 3.8	20 0.1	37 0.1	24 15.6	52 1.1	<del>X</del> 19.5		
Vuelta 16	12	63 0.1	17 1.1	31 0.2	25 13.4	23 4.2	35 3.8	20 0.2	37 0.1	24 16.1	52 1.1			

# Promo Racc 1

## CARRERA 2 (R2) Análisis

Valor informativo. No Oficial

Vueltas	Tiempo por vuelta	Tiempo	Vueltas	Tiempo por vuelta	Tiempo	Vueltas	Tiempo por vuelta	Tiempo
<b>N°7 MARTINEZ PASTOR FERRAN</b>			3	<b>55.199</b>	2:47.973	4	<b>55.881</b>	3:47.461
1	<b>57.868</b>	57.868	4	<b>55.020</b>	3:42.993	5	<b>55.865</b>	4:43.326
2	1:05.169	2:03.037	5	<b>54.964</b>	4:37.957	6	55.881	5:39.207
3	58.216	3:01.253	6	<b>54.552</b>	5:32.509	7	56.052	6:35.259
4	<b>55.068</b>	3:56.321	7	54.904	6:27.413	8	<b>55.708</b>	7:30.967
5	<b>54.752</b>	4:51.073	8	54.765	7:22.178	9	<b>55.701</b>	8:26.668
6	54.905	5:45.978	9	54.614	8:16.792	10	<b>55.397</b>	9:22.065
7	1:02.437	6:48.415	10	54.682	9:11.474	11	55.617	10:17.682
8	56.696	7:45.111	11	<b>54.245</b>	10:05.719	12	<b>54.882</b>	11:12.564
9	55.368	8:40.479	12	<b>54.237</b>	10:59.956	13	55.444	12:08.008
10	55.185	9:35.664	13	54.657	11:54.613	14	55.100	13:03.108
11	55.895	10:31.559	14	<b>53.760</b>	12:48.373	15	55.104	13:58.212
12	55.089	11:26.648	15	54.005	13:42.378	16	55.005	14:53.217
13	55.192	12:21.840	16	54.547	14:36.925			
<b>N°12 OBIOL FOLCH CESC</b>			<b>N°21 SANCHEZ FREAN EDIN</b>			<b>N°25 AMIGO POLANKOVA JOSE JAVIER</b>		
1	<b>54.057</b>	54.057	1	<b>1:00.286</b>	1:00.286	1	<b>55.864</b>	55.864
2	<b>53.451</b>	1:47.508	2	<b>56.987</b>	1:57.273	2	<b>54.198</b>	1:50.062
3	<b>53.404</b>	2:40.912	3	<b>56.879</b>	2:54.152	3	54.211	2:44.273
4	<b>53.365</b>	3:34.277	4	57.299	3:51.451	4	54.236	3:38.509
5	<b>53.302</b>	4:27.579	5	57.536	4:48.987	5	<b>54.180</b>	4:32.689
6	<b>53.179</b>	5:20.758	6	<b>56.763</b>	5:45.750	6	<b>54.058</b>	5:26.747
7	53.460	6:14.218	7	56.764	6:42.514	7	<b>54.043</b>	6:20.790
8	53.333	7:07.551	8	56.824	7:39.338	8	54.294	7:15.084
9	53.216	8:00.767	9	57.129	8:36.467	9	54.061	8:09.145
10	53.244	8:54.011	10	57.208	9:33.675	10	54.151	9:03.296
11	53.242	9:47.253	11	57.007	10:30.682	11	54.321	9:57.617
12	53.360	10:40.613	12	<b>56.434</b>	11:27.116	12	54.265	10:51.882
13	<b>53.134</b>	11:33.747	13	57.096	12:24.212	13	54.088	11:45.970
14	<b>53.083</b>	12:26.830	14	57.059	13:21.271	14	54.214	12:40.184
15	53.549	13:20.379	15	57.610	14:18.881	15	54.215	13:34.399
16	53.183	14:13.562				16	54.297	14:28.696
<b>N°17 GARCIA RUIZ UNAI</b>			<b>N°23 REMESAL LOMAS ALEX</b>			<b>N°31 SUN SHENGBO</b>		
1	<b>54.684</b>	54.684	1	<b>58.095</b>	58.095	1	<b>54.360</b>	54.360
2	<b>53.658</b>	1:48.342	2	<b>54.909</b>	1:53.004	2	<b>53.385</b>	1:47.745
3	<b>53.597</b>	2:41.939	3	55.338	2:48.342	3	53.503	2:41.248
4	<b>53.291</b>	3:35.230	4	<b>54.882</b>	3:43.224	4	<b>53.327</b>	3:34.575
5	53.334	4:28.564	5	55.089	4:38.313	5	<b>53.306</b>	4:27.881
6	<b>53.242</b>	5:21.806	6	<b>54.430</b>	5:32.743	6	<b>53.210</b>	5:21.091
7	53.256	6:15.062	7	<b>54.072</b>	6:26.815	7	53.465	6:14.556
8	53.331	7:08.393	8	54.169	7:20.984	8	53.268	7:07.824
9	53.721	8:02.114	9	<b>54.019</b>	8:15.003	9	53.261	8:01.085
10	<b>53.036</b>	8:55.150	10	54.826	9:09.829	10	<b>53.123</b>	8:54.208
11	53.159	9:48.309	11	<b>53.821</b>	10:03.650	11	53.265	9:47.473
12	53.185	10:41.494	12	<b>53.601</b>	10:57.251	12	53.675	10:41.148
13	<b>53.001</b>	11:34.495	13	53.664	11:50.915	13	<b>52.985</b>	11:34.133
14	<b>52.997</b>	12:27.492	14	<b>53.458</b>	12:44.373	14	53.097	12:27.230
15	53.922	13:21.414	15	53.963	13:38.336	15	54.263	13:21.493
16	53.504	14:14.918	16	54.560	14:32.896	16	53.713	14:15.206
<b>N°20 COULOM LOUIS</b>			<b>N°24 SANCHEZ SOCIAS ALEJANDRO</b>			<b>N°35 GINES CORPA ALEIX</b>		
1	<b>57.298</b>	57.298	1	<b>58.745</b>	58.745	1	<b>56.546</b>	56.546
2	<b>55.476</b>	1:52.774	2	<b>56.851</b>	1:55.596	2	<b>54.344</b>	1:50.890
			3	<b>55.984</b>	2:51.580	3	<b>54.170</b>	2:45.060

# Promo Racc 1

## CARRERA 2 (R2)

### Análisis

Valor informativo. No Oficial

Vueltas	Tiempo por vuelta	Tiempo	Vueltas	Tiempo por vuelta	Tiempo
4	55.225	3:40.285	4	<b>53.244</b>	3:35.406
5	54.552	4:34.837	5	53.317	4:28.723
6	54.802	5:29.639	6	<b>53.221</b>	5:21.944
7	55.232	6:24.871	7	53.314	6:15.258
8	55.252	7:20.123	8	<b>52.890</b>	7:08.148
9	54.508	8:14.631	9	53.649	8:01.797
10	55.502	9:10.133	10	52.900	8:54.697
11	<b>53.996</b>	10:04.129	11	52.997	9:47.694
12	54.158	10:58.287	12	53.118	10:40.812
13	54.467	11:52.754	13	53.099	11:33.911
14	54.700	12:47.454	14	53.102	12:27.013
15	54.755	13:42.209	15	53.551	13:20.564
16	54.515	14:36.724	16	53.195	14:13.759

#### Nº37 LLAO REINA JAIRO

1	<b>56.047</b>	56.047
2	<b>54.242</b>	1:50.289
3	54.871	2:45.160
4	55.642	3:40.802
5	<b>54.163</b>	4:34.965
6	55.499	5:30.464
7	54.610	6:25.074
8	54.770	7:19.844
9	54.928	8:14.772
10	54.698	9:09.470
11	54.336	10:03.806
12	54.168	10:57.974
13	54.888	11:52.862
14	54.716	12:47.578
15	54.978	13:42.556
16	54.519	14:37.075

#### Nº95 SANTOS ALVAREZ IZAN

1	<b>1:00.697</b>	1:00.697
---	-----------------	----------

#### Nº52 ALVAREZ GONZALEZ UNAI

1	<b>59.650</b>	59.650
2	<b>56.713</b>	1:56.363
3	<b>56.561</b>	2:52.924
4	<b>56.023</b>	3:48.947
5	56.164	4:45.111
6	<b>55.947</b>	5:41.058
7	<b>55.758</b>	6:36.816
8	55.944	7:32.760
9	<b>55.711</b>	8:28.471
10	<b>55.546</b>	9:24.017
11	<b>55.104</b>	10:19.121
12	55.164	11:14.285
13	55.356	12:09.641
14	<b>54.887</b>	13:04.528
15	<b>54.832</b>	13:59.360
16	54.983	14:54.343

#### Nº63 ESPINOS ALEMANY JORDI

1	<b>55.055</b>	55.055
2	<b>53.730</b>	1:48.785
3	<b>53.377</b>	2:42.162


# Promo Racc 1

## CARRERA 2 (R2) Parrilla de Salida

Sujeto a escrutinio & investigaciones deportivas

<b>5</b>	<b>21</b> SANCHEZ FREAN EDIN 56.771	<b>95</b> SANTOS ALVAREZ IZAN 56.934	
<b>4</b>	<b>20</b> COULOM LOUIS 55.477	<b>24</b> SANCHEZ SOCIAS ALEJANDRO 56.211	<b>52</b> ALVAREZ GONZALEZ UNAI 56.746
<b>3</b>	<b>25</b> AMIGO POLANKOVA JOSE JAVIER 54.352	<b>35</b> GINES CORPA ALEIX 54.405	<b>7</b> MARTINEZ PASTOR FERRAN 54.693
<b>2</b>	<b>23</b> REMESAL LOMAS ALEX 53.308	<b>63</b> ESPINOS ALEMANY JORDI 53.382	<b>37</b> LLAO REINA JAIRO 53.653
<b>1</b>	<b>12</b> OBIOL FOLCH CESC 52.874	<b>31</b> SUN SHENGBO 53.235	<b>17</b> GARCIA RUIZ UNAI 53.246

POLE POSITION



Salida : 02/04 - 13:20 Duración : 12:00 + 2 Total

Alcarra's Mixto 31/03/2023

Cronosystem

Página 1 / 1

Apex Timing GoRacing

# Promo Racc 1

## CARRERA 1 (R1) Resultados

Pos.	Nº	Piloto	Total	Dif.	Interv.	M. Vuelta	Km/h	Puntos	Club	Marca	Licencia	Tiempo
1	12	OBIOL FOLCH CESC	16			52.695	62.17	<b>25</b>	Motor Club Circuit M	OHVALE	144141-T-AM	14:14.930
2	31	SUN SHENGBO	16	<b>3.000</b>	3.000	52.704	62.16	<b>20</b>	Pisto Club Baix Mont	OHVALE	143708-B	14:17.930
3	63	ESPINOS ALEMANY JORDI	16	<b>6.818</b>	3.818	52.868	61.97	<b>16</b>	Club de Motociclismo	OHVALE	250899-CS	14:21.748
4	17	GARCIA RUIZ UNAI	16	<b>7.740</b>	0.922	53.083	61.71	<b>13</b>	Rocco's Ranch Moto C	OHVALE	144159-B	14:22.670
5	23	REMESAL LOMAS ALEX	16	<b>19.921</b>	12.181	53.632	61.08	<b>11</b>	Motor Club Circuit M	OHVALE	143763-T	14:34.851
6	35	GINES CORPA ALEIX	16	<b>25.835</b>	5.914	53.983	60.69	<b>10</b>	Moto Club Terres de	OHVALE	144176-L	14:40.765
7	25	AMIGO POLANKOVA JOSE JA	16	<b>26.023</b>	0.188	53.937	60.74	<b>9</b>	Motor Club Circuit M	OHVALE	144158-T	14:40.953
8	37	LLAO REINA JAIRO	16	<b>26.070</b>	0.047	53.790	60.90	<b>8</b>	Amics Moto Club Mart	OHVALE	143658-B	14:41.000
9	20	COULOM LOUIS	16	<b>33.701</b>	7.631	54.480	60.13	<b>7</b>		OHVALE	144670-B	14:48.631
10	24	SANCHEZ SOCIAS ALEJANDR	15	<b>1 Vuelta</b>	1 Vuelta	56.110	58.39	<b>6</b>	Motor Club Circuit M	OHVALE	144063-B	14:18.635
11	52	ALVAREZ GONZALEZ UNAI	15	<b>1 Vuelta</b>	5.677	55.978	58.52	<b>5</b>	Club Esportiu Circui	OHVALE	143675-B	14:24.312
12	95	SANTOS ALVAREZ IZAN	15	<b>1 Vuelta</b>	0.810	56.209	58.28	<b>4</b>	Penya Motorista Barc	OHVALE	145046-B	14:25.122
13	21	SANCHEZ FREAN EDIN	15	<b>1 Vuelta</b>	0.920	56.490	57.99	<b>3</b>	Club Esportiu Guaja	OHVALE	144883-B	14:26.042
14	7	MARTINEZ PASTOR FERRAN	15	<b>1 Vuelta</b>	19.238	54.009	60.66	<b>2</b>	Motor Club Circuit M	OHVALE	144224-T	14:45.280

Lider : Nº12 OBIOL FOLCH CESC (1-16)

Tiempo Inicio : 02/04 - 11:48:49

M. Vuelta : Nº12 OBIOL FOLCH CESC 52.695 62.17 Km/h

Record anterior : Nº12 OBIOL FOLCH CESC 52.874 61.96 Km/h

# Promo Racc 1

## CARRERA 1 (R1) Vuelta a vuelta

Valor informativo. No Oficial

	1	2	3	4	5	6	7	8	9	10	11	12	13	14
Parilla	<del>12</del>	<del>31</del>	<del>17</del>	<del>23</del>	<del>63</del>	<del>37</del>	<del>25</del>	<del>35</del>	<del>7</del>	<del>20</del>	<del>24</del>	<del>95</del>	<del>21</del>	<del>95</del>
Salida														
<b>Vuelta 1</b> <small>Intervalo</small>	12	31 1.2	17 0.4	37 0.2	63 0.5	35 0.9	23 0.3	20 0.5	25 0.3	7 0.3	24 0.9	95 1.8	21 0.3	52 0.3
Vuelta 2	12	31 1.8	17 0.4	37 0.7	63 0.2	23 2.1	35 0.4	25 1.0	20 0.2	7 0.2	24 2.1	95 3.0	21 0.5	52 0.2
Vuelta 3	12	31 2.2	17 0.4	63 1.2	37 0.5	23 1.9	35 0.8	25 1.1	20 1.0	7 0.2	24 3.6	95 3.2	21 0.5	52 0.2
Vuelta 4	12	31 2.8	17 0.3	63 1.2	37 1.5	23 1.3	35 1.2	25 1.2	7 1.6	20 0.2	24 6.3	95 3.6	52 0.1	21 0.4
Vuelta 5	12	31 2.9	17 0.6	63 0.9	37 2.9	23 0.7	35 2.0	25 0.9	7 1.6	20 0.3	24 8.3	95 4.0	52 0.2	21 0.5
Vuelta 6	12	31 3.4	17 0.5	63 0.6	23 4.6	37 0.1	35 2.7	25 0.9	7 1.3	20 1.0	24 9.5	95 4.2	52 0.2	21 0.6
Vuelta 7	12	31 3.5	17 0.8	63 0.2	23 5.5	37 0.6	35 2.7	25 0.7	7 1.3	20 1.7	24 11.3	95 4.4	52 0.2	21 0.6
Vuelta 8	12	31 3.3	17 1.2	63 0.1	23 6.3	37 0.6	35 3.1	25 0.4	20 3.6	7 0.5	24 12.7	95 4.3	52 0.2	21 0.6
Vuelta 9	12	31 3.3	17 1.4	63 0.1	23 6.8	37 1.7	35 2.6	25 0.3	20 4.0	7 0.6	24 14.3	95 4.9	52 0.3	21 0.6
Vuelta 10	12	31 3.2	63 1.9	17 0.1	23 7.5	37 2.9	35 1.6	25 0.2	20 5.0	7 0.2	24 15.8	95 5.7	52 0.3	21 0.3
Vuelta 11	12	31 3.0	17 2.2	63 0.2	23 8.2	37 4.4	35 0.2	25 0.3	20 5.8	24 17.9	95 5.9	52 0.2	21 0.5	7 21.1
Vuelta 12	12	31 2.9	63 2.3	17 0.2	23 9.0	35 5.0	37 0.0	25 0.2	20 6.5	24 19.6	95 6.4	52 0.2	21 0.7	7 21.9
Vuelta 13	12	31 2.7	63 2.5	17 0.5	23 10.2	35 5.4	37 0.1	25 0.2	20 6.6	24 21.1	52 6.9	95 0.3	21 0.4	7 20.8
Vuelta 14	12	31 3.3	63 2.3	17 0.4	23 11.4	35 5.5	25 0.4	37 0.1	20 6.7	24 23.3	52 6.0	95 0.6	21 0.8	7 19.4
Vuelta 15	12	31 3.0	63 3.5	17 0.6	23 11.3	35 5.7	25 0.2	37 0.2	20 7.4	<del>24</del> 24.8	<del>52</del> 5.6	<del>95</del> 0.8	<del>21</del> 0.9	<del>7</del> 19.2
Vuelta 16	12	31 3.0	63 3.8	17 0.9	23 12.1	35 5.9	25 0.1	37 0.0	20 7.6					



# Promo Racc 1

## CARRERA 1 (R1) Análisis

Valor informativo. No Oficial

Vueltas	Tiempo por vuelta	Tiempo	Vueltas	Tiempo por vuelta	Tiempo	Vueltas	Tiempo por vuelta	Tiempo
<b>N°7 MARTINEZ PASTOR FERRAN</b>								
1	1:04.827	1:04.827	1	1:04.113	1:04.113	1	1:05.772	1:05.772
2	55.314	2:00.141	2	55.811	1:59.924	2	56.470	2:02.242
3	55.381	2:55.522	3	55.317	2:55.241	3	56.947	2:59.189
4	54.677	3:50.199	4	55.168	3:50.409	4	57.593	3:56.782
5	54.400	4:44.599	5	54.523	4:44.932	5	56.468	4:53.250
6	54.320	5:38.919	6	55.011	5:39.943	6	56.269	5:49.519
7	54.009	6:32.928	7	54.745	6:34.688	7	56.510	6:46.029
8	56.981	7:29.909	8	54.628	7:29.316	8	56.615	7:42.644
9	54.545	8:24.454	9	54.480	8:23.796	9	56.153	8:38.797
10	54.587	9:19.041	10	55.002	9:18.798	10	56.110	9:34.907
11	1:40.612	10:59.653	11	54.976	10:13.774	11	56.777	10:31.684
12	58.275	11:57.928	12	55.127	11:08.901	12	56.881	11:28.565
13	55.828	12:53.756	13	55.068	12:03.969	13	56.572	12:25.137
14	55.278	13:49.034	14	54.725	12:58.694	14	56.918	13:22.055
15	56.246	14:45.280	15	55.129	13:53.823	15	56.580	14:18.635
<b>N°12 OBIOL FOLCH CESC</b>								
1	59.766	59.766				<b>N°25 AMIGO POLANKOVA JOSE JAVIER</b>		
2	52.929	1:52.695				1	1:04.509	1:04.509
3	52.987	2:45.682				2	55.134	1:59.643
4	52.967	3:38.649				3	54.518	2:54.161
5	53.032	4:31.681				4	54.377	3:48.538
6	52.695	5:24.376				5	54.437	4:42.975
7	52.910	6:17.286				6	54.606	5:37.581
8	52.951	7:10.237				7	54.009	6:31.590
9	52.883	8:03.120				8	54.034	7:25.624
10	52.872	8:55.992				9	54.140	8:19.764
11	53.062	9:49.054				10	53.937	9:13.701
12	53.301	10:42.355				11	54.184	10:07.885
13	53.073	11:35.428				12	54.486	11:02.371
14	52.881	12:28.309				13	54.992	11:57.363
15	53.266	13:21.575				14	54.480	12:51.843
16	53.355	14:14.930				15	54.355	13:46.198
<b>N°17 GARCIA RUIZ UNAI</b>								
1	1:01.400	1:01.400				16	54.755	14:40.953
2	53.634	1:55.034				<b>N°23 REMESAL LOMAS ALEX</b>		
3	53.414	2:48.448				1	1:03.544	1:03.544
4	53.453	3:41.901				2	54.571	1:58.115
5	53.333	4:35.234				3	54.052	2:52.167
6	53.212	5:28.446				4	53.852	3:46.019
7	53.251	6:21.697				5	53.933	4:39.952
8	53.135	7:14.832				6	53.845	5:33.797
9	53.116	8:07.948				7	53.724	6:27.521
10	53.335	9:01.283				8	53.821	7:21.342
11	53.083	9:54.366				9	53.632	8:14.974
12	53.520	10:47.886				10	53.853	9:08.827
13	53.324	11:41.210				11	53.998	10:02.825
14	53.137	12:34.347				12	54.147	10:56.972
15	54.484	13:28.831				13	54.503	11:51.475
16	53.839	14:22.670				14	54.345	12:45.820
<b>N°21 SANCHEZ FREAN EDIN</b>								
1	1:07.974	1:07.974				15	54.392	13:40.212
2	57.928	2:05.902				16	54.639	14:34.851
3	57.130	3:03.032				<b>N°31 SUN SHENGBO</b>		
4	58.073	4:01.105				1	1:00.974	1:00.974
5	57.029	4:58.134				2	53.568	1:54.542
6	56.512	5:54.646				3	53.419	2:47.961
7	56.731	6:51.377				4	53.575	3:41.536
8	56.544	7:47.921				5	53.050	4:34.586
9	56.762	8:44.683				6	53.270	5:27.856
10	56.676	9:41.359				7	53.018	6:20.874
11	57.095	10:38.454				8	52.748	7:13.622
12	57.563	11:36.017				9	52.888	8:06.510
13	56.931	12:32.948				10	52.704	8:59.214
14	56.604	13:29.552				11	52.868	9:52.082
15	56.490	14:26.042				12	53.236	10:45.318

# Promo Racc 1

## CARRERA 1 (R1) Análisis

Valor informativo. No Oficial

Vueltas	Tiempo por vuelta	Tiempo	Vueltas	Tiempo por vuelta	Tiempo
<b>Nº35 GINES CORPA ALEIX</b>			<b>Nº63 ESPINOS ALEMANY JORDI</b>		
1	<b>1:03.212</b>	1:03.212	1	<b>1:02.219</b>	1:02.219
2	<b>55.341</b>	1:58.553	2	<b>53.784</b>	1:56.003
3	<b>54.466</b>	2:53.019	3	<b>53.645</b>	2:49.648
4	<b>54.232</b>	3:47.251	4	<b>53.475</b>	3:43.123
5	54.767	4:42.018	5	<b>53.079</b>	4:36.202
6	54.660	5:36.678	6	<b>52.901</b>	5:29.103
7	<b>54.212</b>	6:30.890	7	<b>52.868</b>	6:21.971
8	54.271	7:25.161	8	53.045	7:15.016
9	54.258	8:19.419	9	53.078	8:08.094
10	<b>53.983</b>	9:13.402	10	53.035	9:01.129
11	54.171	10:07.573	11	53.463	9:54.592
12	54.486	11:02.059	12	53.093	10:47.685
13	54.882	11:56.941	13	52.989	11:40.674
14	54.418	12:51.359	14	53.265	12:33.939
15	54.578	13:45.937	15	54.251	13:28.190
16	54.828	14:40.765	16	53.558	14:21.748
<b>Nº37 LLAO REINA JAIRO</b>			<b>Nº95 SANTOS ALVAREZ IZAN</b>		
1	<b>1:01.659</b>	1:01.659	1	<b>1:07.657</b>	1:07.657
2	<b>54.122</b>	1:55.781	2	<b>57.673</b>	2:05.330
3	54.436	2:50.217	3	<b>57.153</b>	3:02.483
4	54.436	3:44.653	4	57.945	4:00.428
5	54.531	4:39.184	5	<b>56.877</b>	4:57.305
6	54.746	5:33.930	6	<b>56.488</b>	5:53.793
7	54.244	6:28.174	7	56.657	6:50.450
8	<b>53.790</b>	7:21.964	8	56.531	7:46.981
9	54.801	8:16.765	9	56.747	8:43.728
10	55.035	9:11.800	10	56.886	9:40.614
11	55.489	10:07.289	11	57.057	10:37.671
12	54.857	11:02.146	12	57.316	11:34.987
13	54.919	11:57.065	13	57.500	12:32.487
14	54.893	12:51.958	14	<b>56.209</b>	13:28.696
15	54.442	13:46.400	15	56.426	14:25.122
16	54.600	14:41.000			
<b>Nº52 ALVAREZ GONZALEZ UNAI</b>					
1	<b>1:08.298</b>	1:08.298			
2	<b>57.853</b>	2:06.151			
3	<b>57.176</b>	3:03.327			
4	57.283	4:00.610			
5	<b>56.982</b>	4:57.592			
6	<b>56.453</b>	5:54.045			
7	56.633	6:50.678			
8	56.556	7:47.234			
9	56.836	8:44.070			
10	56.914	9:40.984			
11	56.904	10:37.888			
12	57.368	11:35.256			
13	56.848	12:32.104			
14	<b>55.978</b>	13:28.082			
15	56.230	14:24.312			


# Promo Racc 1

## CARRERA 1 (R1) Parrilla de Salida

Documento 4

<b>5</b>	<b>21</b> SANCHEZ FREAN EDIN 56.771	<b>95</b> SANTOS ALVAREZ IZAN 56.934	
<b>4</b>	<b>20</b> COULOM LOUIS 55.477	<b>24</b> SANCHEZ SOCIAS ALEJANDRO 56.211	<b>52</b> ALVAREZ GONZALEZ UNAI 56.746
<b>3</b>	<b>25</b> AMIGO POLANKOVA JOSE JAVIER 54.352	<b>35</b> GINES CORPA ALEIX 54.405	<b>7</b> MARTINEZ PASTOR FERRAN 54.693
<b>2</b>	<b>23</b> REMESAL LOMAS ALEX 53.308	<b>63</b> ESPINOS ALEMANY JORDI 53.382	<b>37</b> LLAO REINA JAIRO 53.653
<b>1</b>	<b>12</b> OBIOL FOLCH CESC 52.874	<b>31</b> SUN SHENGBO 53.235	<b>17</b> GARCIA RUIZ UNAI 53.246

POLE POSITION



Salida : 02/04 - 11:50 Duración : 12:00 + 2 Total

Alcarra Mixto 31/03/2023

Cronosystem

Página 1 / 1

Apex Timing GoRacing

# Promo Racc 1

## CONJUNTA CRONO (CQ) Resultados

### Documento 3

Pos.	Nº	Piloto	Q1	Q2	Tiempo	Dif.	Total
1	12	OBIOL FOLCH CESC	52.920	<b>52.874</b>	<b>52.874</b>		20
2	31	SUN SHENGBO	54.212	<b>53.235</b>	<b>53.235</b>	0.361	19
3	17	GARCIA RUIZ UNAI	53.584	<b>53.246</b>	<b>53.246</b>	0.372	21
4	23	REMESAL LOMAS ALEX	53.684	<b>53.308</b>	<b>53.308</b>	0.434	20
5	63	ESPINOS ALEMANY JORDI	54.518	<b>53.382</b>	<b>53.382</b>	0.508	18
6	37	LLAO REINA JAIRO	54.638	<b>53.653</b>	<b>53.653</b>	0.779	16
7	25	AMIGO POLANKOVA JOSE JAVIER	55.126	<b>54.352</b>	<b>54.352</b>	1.478	17
8	35	GINES CORPA ALEIX	<b>54.405</b>	54.507	<b>54.405</b>	1.531	18
9	7	MARTINEZ PASTOR FERRAN	55.445	<b>54.693</b>	<b>54.693</b>	1.819	19
10	20	COULOM LOUIS	57.376	<b>55.477</b>	<b>55.477</b>	2.603	11
11	24	SANCHEZ SOCIAS ALEJANDRO	57.507	<b>56.211</b>	<b>56.211</b>	3.337	18
12	52	ALVAREZ GONZALEZ UNAI	57.108	<b>56.746</b>	<b>56.746</b>	3.872	19
13	21	SANCHEZ FREAN EDIN	57.089	<b>56.771</b>	<b>56.771</b>	3.897	18
14	95	SANTOS ALVAREZ IZAN	57.523	<b>56.934</b>	<b>56.934</b>	4.060	20

# Promo Racc 1

## Entreno Crono 2 (Q2) Resultados

### Documento 2

Pos.	Nº	Piloto	M. Vuelta	Dif.	Interv.	Km/h	Total	Clase	Marca	Licencia
1	12	OBIOL FOLCH CESC	52.874			61.96	10	PromoRACC-1	OHVALE	144141-T-AMP
2	31	SUN SHENGBO	53.235	0.361	0.361	61.54	10	PromoRACC-1	OHVALE	143708-B
3	17	GARCIA RUIZ UNAI	53.246	0.372	0.011	61.53	11	PromoRACC-1	OHVALE	144159-B
4	23	REMESAL LOMAS ALEX	53.308	0.434	0.062	61.45	10	PromoRACC-1	OHVALE	143763-T
5	63	ESPINOS ALEMANY JORDI	53.382	0.508	0.074	61.37	11	PromoRACC-1	OHVALE	250899-CS
6	37	LLAO REINA JAIRO	53.653	0.779	0.271	61.06	8	PromoRACC-1	OHVALE	143658-B
7	25	AMIGO POLANKOVA JOSE JAVIER	54.352	1.478	0.699	60.27	10	PromoRACC-1	OHVALE	144158-T
8	35	GINES CORPA ALEIX	54.507	1.633	0.155	60.10	9	PromoRACC-1	OHVALE	144176-L
9	7	MARTINEZ PASTOR FERRAN	54.693	1.819	0.186	59.90	10	PromoRACC-1	OHVALE	144224-T
10	20	COULOM LOUIS	55.477	2.603	0.784	59.05	10	PromoRACC-1	OHVALE	144670-B
11	24	SANCHEZ SOCIAS ALEJANDRO	56.211	3.337	0.734	58.28	10	PromoRACC-1	OHVALE	144063-B
12	52	ALVAREZ GONZALEZ UNAI	56.746	3.872	0.535	57.73	10	PromoRACC-1	OHVALE	143675-B
13	21	SANCHEZ FREAN EDIN	56.771	3.897	0.025	57.71	9	PromoRACC-1	OHVALE	144883-B
14	95	SANTOS ALVAREZ IZAN	56.934	4.060	0.163	57.54	10	PromoRACC-1	OHVALE	145046-B

Tiempo Inicio : 02/04 - 10:35:01

M. Vuelta : N°12 OBIOL FOLCH CESC 52.874 61.96 Km/h  
Record anterior : N°12 OBIOL FOLCH CESC 52.920 61.90 Km/h

Alcarra's Mixto 31/03/2023

Cronosystem

Página 1 / 1

Apex Timing GoRacing

# Promo Racc 1

## Entreno Crono 2 (Q2) Análisis

Valor informativo. No Oficial

Vueltas	Tiempo por vuelta	Tiempo
<b>Nº7 MARTINEZ PASTOR FERRAN</b>		
1	<b>56.542</b>	2:19.946
2	<b>55.863</b>	3:15.809
3	<b>55.414</b>	4:11.223
4	55.867	5:07.090
5	<b>55.320</b>	6:02.410
6	55.625	6:58.035
7	<b>54.693</b>	7:52.728
8	55.175	8:47.903
9	54.807	9:42.710
10	56.122	10:38.832
<b>Nº12 OBIOL FOLCH CESC</b>		
1	<b>54.376</b>	2:29.951
2	<b>53.388</b>	3:23.339
3	<b>53.273</b>	4:16.612
4	<b>53.126</b>	5:09.738
5	<b>52.990</b>	6:02.728
6	54.862	6:57.590
7	53.119	7:50.709
8	53.602	8:44.311
9	53.027	9:37.338
10	<b>52.874</b>	10:30.212
<b>Nº17 GARCIA RUIZ UNAI</b>		
1	<b>55.066</b>	1:55.038
2	<b>54.625</b>	2:49.663
3	<b>54.120</b>	3:43.783
4	54.133	4:37.916
5	<b>53.933</b>	5:31.849
6	<b>53.582</b>	6:25.431
7	<b>53.493</b>	7:18.924
8	53.841	8:12.765
9	<b>53.246</b>	9:06.011
10	53.317	9:59.328
11	57.152	10:56.480
<b>Nº20 COULOM LOUIS</b>		
1	<b>56.240</b>	2:14.514
2	56.817	3:11.331
3	<b>55.702</b>	4:07.033
4	55.873	5:02.906
5	<b>55.604</b>	5:58.510
6	55.935	6:54.445
7	<b>55.565</b>	7:50.010
8	<b>55.477</b>	8:45.487
9	56.594	9:42.081
10	1:03.337	10:45.418
<b>Nº21 SANCHEZ FREAN EDIN</b>		
1	<b>58.067</b>	2:11.647
2	58.241	3:09.888
3	<b>57.643</b>	4:07.531
4	<b>57.209</b>	5:04.740
5	57.369	6:02.109

Vueltas	Tiempo por vuelta	Tiempo
6	58.171	7:00.280
7	2:00.310	9:00.590
8	<b>57.170</b>	9:57.760
9	<b>56.771</b>	10:54.531
<b>Nº23 REMESAL LOMAS ALEX</b>		
1	<b>54.975</b>	2:16.266
2	<b>54.814</b>	3:11.080
3	<b>54.744</b>	4:05.824
4	<b>53.934</b>	4:59.758
5	54.332	5:54.090
6	54.286	6:48.376
7	<b>53.692</b>	7:42.068
8	<b>53.308</b>	8:35.376
9	56.765	9:32.141
10	53.649	10:25.790
<b>Nº24 SANCHEZ SOCIAS ALEJANDRO</b>		
1	<b>56.940</b>	2:18.963
2	57.131	3:16.094
3	<b>56.211</b>	4:12.305
4	56.510	5:08.815
5	56.252	6:05.067
6	56.977	7:02.044
7	56.501	7:58.545
8	56.967	8:55.512
9	56.632	9:52.144
10	57.435	10:49.579
<b>Nº25 AMIGO POLANKOVA JOSE JAVIER</b>		
1	<b>55.526</b>	1:54.859
2	56.557	2:51.416
3	<b>55.409</b>	3:46.825
4	<b>55.022</b>	4:41.847
5	<b>54.802</b>	5:36.649
6	<b>54.610</b>	6:31.259
7	<b>54.413</b>	7:25.672
8	54.998	8:20.670
9	<b>54.393</b>	9:15.063
10	<b>54.352</b>	10:09.415
<b>Nº31 SUN SHENGBO</b>		
1	<b>54.846</b>	2:32.906
2	<b>54.053</b>	3:26.959
3	<b>53.919</b>	4:20.878
4	54.015	5:14.893
5	<b>53.421</b>	6:08.314
6	53.901	7:02.215
7	55.409	7:57.624
8	54.931	8:52.555
9	53.654	9:46.209
10	<b>53.235</b>	10:39.444
<b>Nº35 GINES CORPA ALEIX</b>		
1	<b>55.908</b>	2:30.332
2	<b>55.156</b>	3:25.488

Vueltas	Tiempo por vuelta	Tiempo
3	<b>55.066</b>	4:20.554
4	<b>55.023</b>	5:15.577
5	<b>54.507</b>	6:10.084
6	55.042	7:05.126
7	54.853	7:59.979
8	1:20.771	9:20.750
9	58.035	10:18.785
<b>Nº37 LLAO REINA JAIRO</b>		
1	<b>54.958</b>	2:12.241
2	55.970	3:08.211
3	55.809	4:04.020
4	55.450	4:59.470
5	<b>54.780</b>	5:54.250
6	<b>54.445</b>	6:48.695
7	<b>53.653</b>	7:42.348
8	2:18.805	10:01.153
<b>Nº52 ALVAREZ GONZALEZ UNAI</b>		
1	<b>58.436</b>	2:04.437
2	<b>57.630</b>	3:02.067
3	<b>57.207</b>	3:59.274
4	57.218	4:56.492
5	<b>57.094</b>	5:53.586
6	57.676	6:51.262
7	<b>56.937</b>	7:48.199
8	56.959	8:45.158
9	<b>56.746</b>	9:41.904
10	57.153	10:39.057
<b>Nº63 ESPINOS ALEMANY JORDI</b>		
1	<b>54.870</b>	1:52.512
2	<b>54.474</b>	2:46.986
3	<b>53.923</b>	3:40.909
4	<b>53.756</b>	4:34.665
5	<b>53.382</b>	5:28.047
6	53.994	6:22.041
7	53.699	7:15.740
8	54.690	8:10.430
9	54.002	9:04.432
10	53.479	9:57.911
11	57.365	10:55.276
<b>Nº95 SANTOS ALVAREZ IZAN</b>		
1	<b>57.652</b>	2:07.364
2	1:00.685	3:08.049
3	58.225	4:06.274
4	57.882	5:04.156
5	<b>57.603</b>	6:01.759
6	58.020	6:59.779
7	57.688	7:57.467
8	58.750	8:56.217
9	57.694	9:53.911
10	<b>56.934</b>	10:50.845

# Promo Racc 1

## Entreno Crono 1 (Q1) Resultados

### Documento 1

Pos.	Nº	Piloto	M. Vuelta	Dif.	Interv.	Km/h	Total	Clase	Marca	Licencia
1	12	OBIOL FOLCH CESC	52.920			61.90	10	PromoRACC-1	OHVALE	144141-T-AMP
2	17	GARCIA RUIZ UNAI	53.584	0.664	0.664	61.14	10	PromoRACC-1	OHVALE	144159-B
3	23	REMESAL LOMAS ALEX	53.684	0.764	0.100	61.02	10	PromoRACC-1	OHVALE	143763-T
4	31	SUN SHENGBO	54.212	1.292	0.528	60.43	9	PromoRACC-1	OHVALE	143708-B
5	35	GINES CORPA ALEIX	54.405	1.485	0.193	60.22	9	PromoRACC-1	OHVALE	144176-L
6	63	ESPINOS ALEMANY JORDI	54.518	1.598	0.113	60.09	7	PromoRACC-1	OHVALE	250899-CS
7	37	LLAO REINA JAIRO	54.638	1.718	0.120	59.96	8	PromoRACC-1	OHVALE	143658-B
8	25	AMIGO POLANKOVA JOSE JAVIER	55.126	2.206	0.488	59.43	7	PromoRACC-1	OHVALE	144158-T
9	7	MARTINEZ PASTOR FERRAN	55.445	2.525	0.319	59.09	9	PromoRACC-1	OHVALE	144224-T
10	21	SANCHEZ FREAN EDIN	57.089	4.169	1.644	57.38	9	PromoRACC-1	OHVALE	144883-B
11	52	ALVAREZ GONZALEZ UNAI	57.108	4.188	0.019	57.36	9	PromoRACC-1	OHVALE	143675-B
12	20	COULOM LOUIS	57.376	4.456	0.268	57.10	1	PromoRACC-1	OHVALE	144670-B
13	24	SANCHEZ SOCIAS ALEJANDRO	57.507	4.587	0.131	56.97	8	PromoRACC-1	OHVALE	144063-B
14	95	SANTOS ALVAREZ IZAN	57.523	4.603	0.016	56.95	10	PromoRACC-1	OHVALE	145046-B

Tiempo Inicio : 02/04 - 09:45:03

M. Vuelta : Nº12 OBIOL FOLCH CESC

52.920 61.90 Km/h

Alcarra's Mixto 31/03/2023

Cronosystem

Página 1 / 1

Apex Timing GoRacing

# Promo Racc 1

## Entreno Crono 1 (Q1)

### Análisis

Valor informativo. No Oficial

Vueltas	Tiempo por vuelta	Tiempo
<b>Nº7 MARTINEZ PASTOR FERRAN</b>		
1	<b>58.225</b>	2:45.854
2	<b>57.691</b>	3:43.545
3	<b>56.610</b>	4:40.155
4	<b>55.597</b>	5:35.752
5	55.906	6:31.658
6	56.120	7:27.778
7	55.769	8:23.547
8	55.658	9:19.205
9	<b>55.445</b>	10:14.650

Vueltas	Tiempo por vuelta	Tiempo
<b>Nº12 OBIOL FOLCH CESC</b>		
1	<b>54.814</b>	2:43.696
2	<b>53.772</b>	3:37.468
3	<b>53.152</b>	4:30.620
4	54.280	5:24.900
5	54.172	6:19.072
6	<b>53.039</b>	7:12.111
7	53.126	8:05.237
8	53.621	8:58.858
9	<b>52.920</b>	9:51.778
10	52.996	10:44.774

Vueltas	Tiempo por vuelta	Tiempo
<b>Nº17 GARCIA RUIZ UNAI</b>		
1	<b>54.726</b>	2:19.582
2	<b>54.492</b>	3:14.074
3	55.007	4:09.081
4	55.264	5:04.345
5	<b>53.903</b>	5:58.248
6	53.935	6:52.183
7	<b>53.893</b>	7:46.076
8	<b>53.584</b>	8:39.660
9	53.888	9:33.548
10	53.851	10:27.399

Vueltas	Tiempo por vuelta	Tiempo
<b>Nº20 COULOM LOUIS</b>		
1	<b>57.376</b>	10:24.565

Vueltas	Tiempo por vuelta	Tiempo
<b>Nº21 SANCHEZ FREAN EDIN</b>		
1	<b>1:01.303</b>	2:33.888
2	<b>58.984</b>	3:32.872
3	<b>58.555</b>	4:31.427
4	<b>58.377</b>	5:29.804
5	<b>58.114</b>	6:27.918
6	58.132	7:26.050
7	<b>57.918</b>	8:23.968
8	<b>57.594</b>	9:21.562
9	<b>57.089</b>	10:18.651

Vueltas	Tiempo por vuelta	Tiempo
<b>Nº23 REMESAL LOMAS ALEX</b>		
1	<b>56.249</b>	2:38.292
2	<b>56.221</b>	3:34.513
3	<b>55.537</b>	4:30.050
4	<b>55.449</b>	5:25.499
5	<b>54.703</b>	6:20.202
6	54.768	7:14.970

Vueltas	Tiempo por vuelta	Tiempo
7	<b>53.849</b>	8:08.819
8	<b>53.684</b>	9:02.503
9	58.131	10:00.634
10	54.196	10:54.830

Vueltas	Tiempo por vuelta	Tiempo
<b>Nº24 SANCHEZ SOCIAS ALEJANDRO</b>		
1	<b>58.616</b>	2:35.898
2	1:47.450	4:23.348
3	<b>58.320</b>	5:21.668
4	58.417	6:20.085
5	<b>58.289</b>	7:18.374
6	58.433	8:16.807
7	<b>57.507</b>	9:14.314
8	58.477	10:12.791

Vueltas	Tiempo por vuelta	Tiempo
<b>Nº25 AMIGO POLANKOVA JOSE JAVIER</b>		
1	<b>58.820</b>	2:35.495
2	2:09.356	4:44.851
3	<b>55.656</b>	5:40.507
4	<b>55.634</b>	6:36.141
5	<b>55.126</b>	7:31.267
6	55.290	8:26.557
7	55.576	9:22.133

Vueltas	Tiempo por vuelta	Tiempo
<b>Nº31 SUN SHENGBO</b>		
1	<b>56.318</b>	2:48.471
2	<b>55.324</b>	3:43.795
3	55.499	4:39.294
4	<b>54.808</b>	5:34.102
5	54.852	6:28.954
6	57.281	7:26.235
7	<b>54.569</b>	8:20.804
8	<b>54.212</b>	9:15.016
9	55.687	10:10.703

Vueltas	Tiempo por vuelta	Tiempo
<b>Nº35 GINES CORPA ALEIX</b>		
1	<b>56.100</b>	2:22.504
2	56.580	3:19.084
3	<b>56.095</b>	4:15.179
4	<b>55.419</b>	5:10.598
5	<b>55.109</b>	6:05.707
6	55.240	7:00.947
7	<b>54.879</b>	7:55.826
8	2:03.424	9:59.250
9	<b>54.405</b>	10:53.655

Vueltas	Tiempo por vuelta	Tiempo
<b>Nº37 LLAO REINA JAIRO</b>		
1	<b>55.840</b>	2:17.885
2	55.972	3:13.857
3	2:15.506	5:29.363
4	<b>55.570</b>	6:24.933
5	<b>54.638</b>	7:19.571
6	56.277	8:15.848
7	55.619	9:11.467
8	56.180	10:07.647

Vueltas	Tiempo por vuelta	Tiempo
<b>Nº52 ALVAREZ GONZALEZ UNAI</b>		
1	<b>59.007</b>	2:36.614
2	<b>58.826</b>	3:35.440
3	58.911	4:34.351
4	<b>58.163</b>	5:32.514
5	<b>58.005</b>	6:30.519
6	<b>57.580</b>	7:28.099
7	<b>57.116</b>	8:25.215
8	57.262	9:22.477
9	<b>57.108</b>	10:19.585

Vueltas	Tiempo por vuelta	Tiempo
<b>Nº63 ESPINOS ALEMANY JORDI</b>		
1	<b>56.703</b>	2:11.074
2	57.111	3:08.185
3	3:20.532	6:28.717
4	56.740	7:25.457
5	<b>54.624</b>	8:20.081
6	<b>54.518</b>	9:14.599
7	55.108	10:09.707

Vueltas	Tiempo por vuelta	Tiempo
<b>Nº95 SANTOS ALVAREZ IZAN</b>		
1	<b>59.469</b>	2:10.929
2	<b>58.844</b>	3:09.773
3	<b>58.763</b>	4:08.536
4	<b>57.825</b>	5:06.361
5	58.172	6:04.533
6	57.922	7:02.455
7	<b>57.667</b>	8:00.122
8	58.624	8:58.746
9	57.752	9:56.498
10	<b>57.523</b>	10:54.021



## Promo Racc 2

## CONJUNTA CARRERAS (CR) Resultados

Documento 7

Pos.	Nº	Piloto	R1	R2	Puntos
1	41	PEREZ ALBESSARD ALEX	25	25	50
2	71	GIL CALZADA ARES	20	20	40
3	92	GONZALEZ DORTA DANIEL	13	16	29
4	18	UROZ TENA DANIEL	10	13	23
5	50	ACUÑA MERCADO ADRIAN	11	11	22
6	27	MAX MOLINA LARA	9	10	19
7	29	MARTINEZ NEIRA IZAN	8	9	17
8	99	NAVARRO PEREZ ALONSO	16	0	16

# Promo Racc 2

## CARRERA 2 (R2) Resultados

### Documento 6

Pos.	Nº	Piloto	Total	Dif.	Interv.	M. Vuelta	Km/h	Puntos	Club	Marca	Licencia	Tiempo
1	41	PEREZ ALBESSARD ALEX	13			55.705	58.81	<b>25</b>	Motor Club Circuit M	OHVALE	143711-T	12:09.128
2	71	GIL CALZADA ARES	13	<b>0.228</b>	0.228	55.610	58.91	<b>20</b>	Motor Club Circuit M	OHVALE	144254-B	12:09.356
3	92	GONZALEZ DORTA DANIEL	13	<b>6.397</b>	6.169	55.924	58.58	<b>16</b>		OHVALE	68254-TF	12:15.525
4	18	UROZ TENA DANIEL	13	<b>15.198</b>	8.801	56.703	57.77	<b>13</b>	Motor Club Circuit M	OHVALE	143703-T	12:24.326
5	50	ACUÑA MERCADO ADRIAN	13	<b>43.213</b>	28.015	58.557	55.95	<b>11</b>	Motor Club Micorella	OHVALE	144565-B	12:52.341
6	27	MAX MOLINA LARA	13	<b>43.613</b>	0.400	58.633	55.87	<b>10</b>		OHVALE	144701-B	12:52.741
7	29	MARTINEZ NEIRA IZAN	12	<b>1 Vuelta</b>	1 Vuelta	1:00.679	53.99	<b>9</b>	Club Esportiu Circui	OHVALE	144087-B	12:20.484
<b>No Clasificados</b>												
	99	NAVARRO PEREZ ALONSO		<b>No Clasificado</b>		4:28.333	12.21		Motor Club Circuit M	OHVALE	143847-B	13:26.511

Lider : Nº41 PEREZ ALBESSARD ALEX (1-13)

Tiempo Inicio : 02/04 - 12:43:08

M. Vuelta : Nº71 GIL CALZADA ARES 55.610 58.91 Km/h

Evento Grabado : Nº99 NAVARRO PEREZ ALONSO 55.606 58.91 Km/h

# Promo Racc 2

## CARRERA 2 (R2) Vuelta a vuelta

Valor informativo. No Oficial

	1	2	3	4	5	6	7	8
Parilla	<del>71</del>	<del>41</del>	<del>92</del>	<del>99</del>	<del>18</del>	<del>50</del>	<del>27</del>	<del>29</del>
Salida								
Vuelta 1 <small>Intervalo</small>	41 0.4	71 0.4	92 0.8	18 0.8	50 2.9	27 0.8	29 0.7	99 3:25
Vuelta 2	41 0.6	71 0.6	92 1.4	18 1.8	50 5.4	27 0.3	29 2.0	<del>99</del> 11:22
Vuelta 3	41 0.7	71 0.7	92 2.0	18 2.8	50 7.4	27 0.3	29 3.5	
Vuelta 4	41 0.5	71 0.5	92 2.2	18 3.9	50 9.5	27 0.2	29 5.8	
Vuelta 5	41 0.4	71 0.4	92 2.3	18 5.0	50 12.0	27 0.3	29 7.6	
Vuelta 6	41 0.3	71 0.3	92 2.9	18 5.9	50 14.6	27 0.1	29 9.9	
Vuelta 7	41 0.3	71 0.3	92 3.0	18 6.7	27 16.4	50 0.3	29 12.9	
Vuelta 8	41 0.3	71 0.3	92 3.0	18 7.8	27 18.2	50 0.2	29 16.3	
Vuelta 9	41 0.4	71 0.4	92 3.4	18 8.0	50 20.4	27 0.2	29 19.7	
Vuelta 10	41 0.3	71 0.3	92 3.7	18 8.8	50 21.8	27 0.2	29 22.7	
Vuelta 11	41 0.3	71 0.3	92 3.7	18 9.4	50 24.1	27 0.2	29 24.8	
Vuelta 12	41 0.3	71 0.3	92 5.5	18 8.4	50 26.3	27 0.2	<del>29</del> 26.4	
Vuelta 13	41 0.2	71 0.2	92 6.1	18 8.8	50 28.0	27 0.4		

# Promo Racc 2

## CARRERA 2 (R2)

### Análisis

Valor informativo. No Oficial

Vueltas	Tiempo por vuelta	Tiempo	Vueltas	Tiempo por vuelta	Tiempo
<b>Nº18 UROZ TENA DANIEL</b>			10	56.074	9:20.580
1	<b>58.345</b>	58.345	11	56.544	10:17.124
2	<b>58.035</b>	1:56.380	12	55.986	11:13.110
3	<b>57.552</b>	2:53.932	13	56.018	12:09.128
4	<b>57.397</b>	3:51.329	<b>Nº50 ACUÑA MERCADO ADRIAN</b>		
5	<b>57.303</b>	4:48.632	1	<b>1:01.253</b>	1:01.253
6	<b>57.156</b>	5:45.788	2	<b>1:00.557</b>	2:01.810
7	<b>56.981</b>	6:42.769	3	<b>59.579</b>	3:01.389
8	57.002	7:39.771	4	<b>59.501</b>	4:00.890
9	<b>56.703</b>	8:36.474	5	59.762	5:00.652
10	57.155	9:33.629	6	59.787	6:00.439
11	57.025	10:30.654	7	<b>59.133</b>	6:59.572
12	56.787	11:27.441	8	<b>58.679</b>	7:58.251
13	56.885	12:24.326	9	<b>58.644</b>	8:56.895
<b>Nº27 MAX MOLINA LARA</b>			10	<b>58.592</b>	9:55.487
1	<b>1:02.107</b>	1:02.107	11	59.277	10:54.764
2	<b>1:00.029</b>	2:02.136	12	59.020	11:53.784
3	<b>59.575</b>	3:01.711	13	<b>58.557</b>	12:52.341
4	<b>59.459</b>	4:01.170	<b>Nº71 GIL CALZADA ARES</b>		
5	59.786	5:00.956	1	<b>56.668</b>	56.668
6	59.665	6:00.621	2	<b>56.339</b>	1:53.007
7	<b>58.641</b>	6:59.262	3	<b>56.082</b>	2:49.089
8	58.732	7:57.994	4	<b>56.044</b>	3:45.133
9	59.137	8:57.131	5	56.087	4:41.220
10	<b>58.633</b>	9:55.764	6	<b>55.610</b>	5:36.830
11	59.225	10:54.989	7	56.092	6:32.922
12	59.048	11:54.037	8	55.939	7:28.861
13	58.704	12:52.741	9	56.054	8:24.915
<b>Nº29 MARTINEZ NEIRA IZAN</b>			10	56.055	9:20.970
1	<b>1:02.872</b>	1:02.872	11	56.480	10:17.450
2	<b>1:01.286</b>	2:04.158	12	56.023	11:13.473
3	<b>1:01.104</b>	3:05.262	13	55.883	12:09.356
4	1:01.785	4:07.047	<b>Nº92 GONZALEZ DORTA DANIEL</b>		
5	1:01.589	5:08.636	1	<b>57.492</b>	57.492
6	1:01.944	6:10.580	2	<b>57.012</b>	1:54.504
7	1:01.981	7:12.561	3	<b>56.595</b>	2:51.099
8	1:02.030	8:14.591	4	<b>56.283</b>	3:47.382
9	1:02.252	9:16.843	5	<b>56.217</b>	4:43.599
10	1:01.673	10:18.516	6	<b>56.215</b>	5:39.814
11	1:01.289	11:19.805	7	<b>56.162</b>	6:35.976
12	<b>1:00.679</b>	12:20.484	8	<b>55.924</b>	7:31.900
<b>Nº41 PEREZ ALBESSARD ALEX</b>			9	56.475	8:28.375
1	<b>56.169</b>	56.169	10	56.357	9:24.732
2	56.171	1:52.340	11	56.432	10:21.164
3	<b>56.001</b>	2:48.341	12	57.846	11:19.010
4	56.199	3:44.540	13	56.515	12:15.525
5	56.267	4:40.807	<b>Nº99 NAVARRO PEREZ ALONSO</b>		
6	<b>55.705</b>	5:36.512	1	<b>4:28.333</b>	4:28.333
7	56.040	6:32.552	2	8:58.178	13:26.511
8	56.001	7:28.553			
9	55.953	8:24.506			


# Promo Racc 2

## CARRERA 2 (R2) Parrilla de Salida

Sujeto a escrutinio & investigaciones deportivas

<b>3</b>	<b>27</b> MAX MOLINA LARA 1:00.885	<b>29</b> MARTINEZ NEIRA IZAN 1:00.999	
<b>2</b>	<b>99</b> NAVARRO PEREZ ALONSO 56.592	<b>18</b> UROZ TENA DANIEL 56.978	<b>50</b> ACUÑA MERCADO ADRIAN 59.442
<b>1</b>	<b>71</b> GIL CALZADA ARES 56.279	<b>41</b> PEREZ ALBESSARD ALEX 56.344	<b>92</b> GONZALEZ DORTA DANIEL 56.438

POLE POSITION



Salida : 02/04 - 12:55 Duración : 10:00 + 2 Total

Alcarra's Mixto 31/03/2023

Cronosystem

Página 1 / 1

Apex Timing GoRacing

# Promo Racc 2

## CARRERA 1 (R1) Resultados

Documento 5

Pos.	Nº	Piloto	Total	Dif.	Interv.	M. Vuelta	Km/h	Puntos	Club	Marca	Licencia	Tiempo
1	41	PEREZ ALBESSARD ALEX	13			55.790	58.72	<b>25</b>	Motor Club Circuit M	OHVALE	143711-T	12:10.314
2	71	GIL CALZADA ARES	13	<b>0.480</b>	0.480	55.799	58.71	<b>20</b>	Motor Club Circuit M	OHVALE	144254-B	12:10.794
3	99	NAVARRO PEREZ ALONSO	13	<b>4.747</b>	4.267	55.606	58.91	<b>16</b>	Motor Club Circuit M	OHVALE	143847-B	12:15.061
4	92	GONZALEZ DORTA DANIEL	13	<b>7.994</b>	3.247	56.115	58.38	<b>13</b>		OHVALE	68254-TF	12:18.308
5	50	ACUÑA MERCADO ADRIAN	13	<b>53.350</b>	45.356	59.174	55.36	<b>11</b>	Motor Club Micorella	OHVALE	144565-B	13:03.664
6	18	UROZ TENA DANIEL	13	<b>53.473</b>	0.123	55.978	58.52	<b>10</b>	Motor Club Circuit M	OHVALE	143703-T	13:03.787
7	27	MAX MOLINA LARA	13	<b>53.927</b>	0.454	59.385	55.17	<b>9</b>		OHVALE	144701-B	13:04.241
8	29	MARTINEZ NEIRA IZAN	12	<b>1 Vuelta</b>	1 Vuelta	1:00.475	54.17	<b>8</b>	Club Esportiu Circui	OHVALE	144087-B	12:13.859

Lider : Nº41 PEREZ ALBESSARD ALEX (1-13)

Tiempo Inicio : 02/04 - 11:22:43

M. Vuelta : Nº99 NAVARRO PEREZ ALONSO 55.606 58.91 Km/h

Record anterior : Nº71 GIL CALZADA ARES 56.279 58.21 Km/h

# Promo Racc 2

## CARRERA 1 (R1) Vuelta a vuelta

Valor informativo. No Oficial

	1	2	3	4	5	6	7	8
Parilla	<del>71</del>	<del>41</del>	<del>92</del>	<del>99</del>	<del>18</del>	<del>50</del>	<del>27</del>	<del>29</del>
Salida								
Vuelta 1 <small>Intervalo</small>	41	71 0.8	92 0.7	18 0.3	99 0.3	50 1.7	29 1.8	27 0.5
Vuelta 2	41	71 0.9	92 1.0	18 0.5	99 0.1	50 4.3	27 3.1	29 0.2
Vuelta 3	41	71 1.4	92 1.3	18 0.1	99 0.5	50 7.2	27 3.3	29 1.7
Vuelta 4	41	71 1.4	92 1.3	18 0.3	99 0.3	50 11.0	27 2.9	29 2.8
Vuelta 5	41	71 1.2	92 1.5	18 0.3	99 0.5	50 14.4	27 3.1	29 3.4
Vuelta 6	41	71 0.8	92 1.8	18 0.3	99 0.3	50 18.0	27 3.6	29 4.4
Vuelta 7	41	71 0.7	92 2.1	18 0.4	99 0.3	50 27.4	27 0.2	29 3.8
Vuelta 8	41	71 0.6	92 2.2	18 0.4	99 0.3	50 31.3	27 0.3	29 4.3
Vuelta 9	41	71 0.4	92 2.6	18 0.2	99 0.5	50 34.9	27 0.3	29 5.6
Vuelta 10	41	71 0.2	92 2.7	18 0.1	99 0.1	50 39.1	27 0.8	29 6.2
Vuelta 11	41	71 0.2	18 3.2	92 0.2	99 0.9	50 41.4	27 0.8	29 7.6
Vuelta 12	41	71 0.2	92 3.8	18 0.3	99 0.1	50 45.1	27 0.5	<del>29</del> 9.6
Vuelta 13	41	71 0.4	99 4.2	92 3.2	50 45.3	18 0.1	27 0.4	

# Promo Racc 2

## CARRERA 1 (R1) Análisis

Valor informativo. No Oficial

Vueltas	Tiempo por vuelta	Tiempo	Vueltas	Tiempo por vuelta	Tiempo	Vueltas	Tiempo por vuelta	Tiempo
<b>Nº18 UROZ TENA DANIEL</b>			10	56.279	9:21.972	5	<b>56.281</b>	4:44.762
1	<b>58.103</b>	58.103	11	<b>55.790</b>	10:17.762	6	<b>56.111</b>	5:40.873
2	<b>56.820</b>	1:54.923	12	56.071	11:13.833	7	56.214	6:37.087
3	<b>56.678</b>	2:51.601	13	56.481	12:10.314	8	56.268	7:33.355
4	<b>56.498</b>	3:48.099	<b>Nº50 ACUÑA MERCADO ADRIAN</b>			9	56.277	8:29.632
5	<b>56.147</b>	4:44.246	1	<b>1:00.250</b>	1:00.250	10	<b>55.606</b>	9:25.238
6	56.254	5:40.500	2	<b>59.174</b>	1:59.424	11	57.298	10:22.536
7	56.217	6:36.717	3	59.958	2:59.382	12	55.929	11:18.465
8	56.265	7:32.982	4	1:00.133	3:59.515	13	56.596	12:15.061
9	<b>56.129</b>	8:29.111	5	59.690	4:59.205			
10	<b>55.978</b>	9:25.089	6	59.703	5:58.908			
11	56.201	10:21.290	7	1:05.612	7:04.520			
12	57.014	11:18.304	8	1:00.151	8:04.671			
13	1:45.483	13:03.787	9	59.916	9:04.587			
<b>Nº27 MAX MOLINA LARA</b>			10	59.787	10:04.374			
1	<b>1:02.576</b>	1:02.576	11	59.607	11:03.981			
2	<b>1:00.003</b>	2:02.579	12	59.678	12:03.659			
3	1:00.115	3:02.694	13	1:00.005	13:03.664			
4	<b>59.764</b>	4:02.458	<b>Nº71 GIL CALZADA ARES</b>					
5	59.923	5:02.381	1	<b>57.057</b>	57.057			
6	1:00.183	6:02.564	2	<b>56.294</b>	1:53.351			
7	1:02.244	7:04.808	3	56.751	2:50.102			
8	1:00.177	8:04.985	4	56.314	3:46.416			
9	59.969	9:04.954	5	<b>55.998</b>	4:42.414			
10	1:00.289	10:05.243	6	<b>55.928</b>	5:38.342			
11	<b>59.538</b>	11:04.781	7	<b>55.802</b>	6:34.144			
12	<b>59.385</b>	12:04.166	8	56.196	7:30.340			
13	1:00.075	13:04.241	9	55.851	8:26.191			
<b>Nº29 MARTINEZ NEIRA IZAN</b>			10	56.012	9:22.203			
1	<b>1:02.064</b>	1:02.064	11	<b>55.799</b>	10:18.002			
2	<b>1:00.753</b>	2:02.817	12	56.113	11:14.115			
3	1:01.586	3:04.403	13	56.679	12:10.794			
4	1:00.919	4:05.322	<b>Nº92 GONZALEZ DORTA DANIEL</b>					
5	<b>1:00.475</b>	5:05.797	1	<b>57.785</b>	57.785			
6	1:01.241	6:07.038	2	<b>56.602</b>	1:54.387			
7	1:01.624	7:08.662	3	57.072	2:51.459			
8	1:00.712	8:09.374	4	<b>56.312</b>	3:47.771			
9	1:01.252	9:10.626	5	<b>56.164</b>	4:43.935			
10	1:00.914	10:11.540	6	56.235	5:40.170			
11	1:00.886	11:12.426	7	<b>56.122</b>	6:36.292			
12	1:01.433	12:13.859	8	56.280	7:32.572			
<b>Nº41 PEREZ ALBESSARD ALEX</b>			9	56.245	8:28.817			
1	<b>56.178</b>	56.178	10	<b>56.115</b>	9:24.932			
2	56.235	1:52.413	11	56.650	10:21.582			
3	56.289	2:48.702	12	56.422	11:18.004			
4	56.303	3:45.005	13	1:00.304	12:18.308			
5	<b>56.163</b>	4:41.168	<b>Nº99 NAVARRO PEREZ ALONSO</b>					
6	56.339	5:37.507	1	<b>58.464</b>	58.464			
7	<b>55.868</b>	6:33.375	2	<b>56.642</b>	1:55.106			
8	56.320	7:29.695	3	57.024	2:52.130			
9	55.998	8:25.693	4	<b>56.351</b>	3:48.481			




# Promo Racc 2

## CARRERA 1 (R1) Parrilla de Salida

Documento 4

<b>3</b>	27 MAX MOLINA LARA 1:00.885	29 MARTINEZ NEIRA IZAN 1:00.999	
<b>2</b>	99 NAVARRO PEREZ ALONSO 56.592	18 UROZ TENA DANIEL 56.978	50 ACUÑA MERCADO ADRIAN 59.442
<b>1</b>	71 GIL CALZADA ARES 56.279	41 PEREZ ALBESSARD ALEX 56.344	92 GONZALEZ DORTA DANIEL 56.438

POLE POSITION



Salida : 02/04 - 11:25 Duración : 10:00 + 2 Total

Alcarra's Mixto 31/03/2023

Cronosystem

Página 1 / 1

Apex Timing GoRacing

## Promo Racc 2

## CONJUNTA CRONO (CQ) Resultados

Documento 3

Pos.	Nº	Piloto	Q1	Q2	Tiempo	Dif.	Total
1	71	GIL CALZADA ARES	58.193	<b>56.279</b>	<b>56.279</b>		18
2	41	PEREZ ALBESSARD ALEX	57.153	<b>56.344</b>	<b>56.344</b>	0.065	19
3	92	GONZALEZ DORTA DANIEL	57.373	<b>56.438</b>	<b>56.438</b>	0.159	19
4	99	NAVARRO PEREZ ALONSO	57.746	<b>56.592</b>	<b>56.592</b>	0.313	16
5	18	UROZ TENA DANIEL	58.606	<b>56.978</b>	<b>56.978</b>	0.699	18
6	50	ACUÑA MERCADO ADRIAN	1:02.138	<b>59.442</b>	<b>59.442</b>	3.163	16
7	27	MAX MOLINA LARA	1:03.039	<b>1:00.885</b>	<b>1:00.885</b>	4.606	16
8	29	MARTINEZ NEIRA IZAN	1:02.748	<b>1:00.999</b>	<b>1:00.999</b>	4.720	18

# Promo Racc 2

## Entreno Crono 2 (Q2)

## Documento 2

### Resultados

Sujeto a escrutinio & investigaciones deportivas

Pos.	Nº	Piloto	M. Vuelta	Dif.	Interv.	Km/h	Total	Clase	Marca	Licencia
1	71	GIL CALZADA ARES	56.279			58.21	10	PromoRACC-2	OHVALE	144254-B
2	41	PEREZ ALBESSARD ALEX	56.344	0.065	0.065	58.14	10	PromoRACC-2	OHVALE	143711-T
3	92	GONZALEZ DORTA DANIEL	56.438	0.159	0.094	58.05	10	PromoRACC-2	OHVALE	68254-TF
4	99	NAVARRO PEREZ ALONSO	56.592	0.313	0.154	57.89	8	PromoRACC-2	OHVALE	143847-B
5	18	UROZ TENA DANIEL	56.978	0.699	0.386	57.50	9	PromoRACC-2	OHVALE	143703-T
6	50	ACUÑA MERCADO ADRIAN	59.442	3.163	2.464	55.11	9	PromoRACC-2	OHVALE	144565-B
7	27	MAX MOLINA LARA	1:00.885	4.606	1.443	53.81	9	PromoRACC-2	OHVALE	144701-B
8	29	MARTINEZ NEIRA IZAN	1:00.999	4.720	0.114	53.71	9	PromoRACC-2	OHVALE	144087-B

Tiempo Inicio : 02/04 - 10:20:03

M. Vuelta : Nº71 GIL CALZADA ARES 56.279 58.21 Km/h  
Record anterior : Nº41 PEREZ ALBESSARD ALEX 57.153 57.32 Km/h

Alcarra's Mixto 31/03/2023

Cronosystem

Página 1 / 1

Apex Timing GoRacing

# Promo Racc 2

## Entreno Crono 2 (Q2) Análisis

Valor informativo. No Oficial

Vueltas	Tiempo por vuelta	Tiempo
<b>Nº18 UROZ TENA DANIEL</b>		
1	<b>59.168</b>	2:19.546
2	<b>58.678</b>	3:18.224
3	59.494	4:17.718
4	<b>58.205</b>	5:15.923
5	<b>57.817</b>	6:13.740
6	57.904	7:11.644
7	<b>57.099</b>	8:08.743
8	<b>56.978</b>	9:05.721
9	56.990	10:02.711

Vueltas	Tiempo por vuelta	Tiempo
<b>Nº27 MAX MOLINA LARA</b>		
1	<b>1:02.343</b>	2:40.805
2	<b>1:01.651</b>	3:42.456
3	<b>1:01.173</b>	4:43.629
4	<b>1:00.964</b>	5:44.593
5	1:01.527	6:46.120
6	1:01.056	7:47.176
7	<b>1:00.885</b>	8:48.061
8	1:01.406	9:49.467
9	1:01.789	10:51.256

Vueltas	Tiempo por vuelta	Tiempo
<b>Nº29 MARTINEZ NEIRA IZAN</b>		
1	<b>1:01.833</b>	2:07.723
2	<b>1:01.404</b>	3:09.127
3	<b>1:01.119</b>	4:10.246
4	<b>1:00.999</b>	5:11.245
5	1:01.233	6:12.478
6	1:01.572	7:14.050
7	1:01.563	8:15.613
8	1:01.614	9:17.227
9	1:01.870	10:19.097

Vueltas	Tiempo por vuelta	Tiempo
<b>Nº41 PEREZ ALBESSARD ALEX</b>		
1	<b>57.644</b>	2:21.492
2	<b>57.142</b>	3:18.634
3	57.488	4:16.122
4	58.270	5:14.392
5	<b>57.125</b>	6:11.517
6	<b>56.444</b>	7:07.961
7	56.753	8:04.714
8	56.903	9:01.617
9	<b>56.344</b>	9:57.961
10	56.389	10:54.350

Vueltas	Tiempo por vuelta	Tiempo
<b>Nº50 ACUÑA MERCADO ADRIAN</b>		
1	<b>1:02.947</b>	2:14.717
2	<b>59.442</b>	3:14.159
3	1:00.305	4:14.464
4	1:01.329	5:15.793
5	1:00.418	6:16.211
6	1:00.495	7:16.706
7	1:01.490	8:18.196
8	1:00.608	9:18.804
9	1:00.068	10:18.872

Vueltas	Tiempo por vuelta	Tiempo
<b>Nº71 GIL CALZADA ARES</b>		
1	<b>57.728</b>	1:59.093
2	<b>57.057</b>	2:56.150
3	<b>56.768</b>	3:52.918
4	<b>56.279</b>	4:49.197
5	56.789	5:45.986
6	58.236	6:44.222
7	56.882	7:41.104
8	57.033	8:38.137
9	56.810	9:34.947
10	57.480	10:32.427

Vueltas	Tiempo por vuelta	Tiempo
<b>Nº92 GONZALEZ DORTA DANIEL</b>		
1	<b>58.980</b>	2:14.358
2	<b>57.180</b>	3:11.538
3	57.819	4:09.357
4	<b>56.992</b>	5:06.349
5	57.857	6:04.206
6	57.193	7:01.399
7	58.461	7:59.860
8	<b>56.780</b>	8:56.640
9	<b>56.438</b>	9:53.078
10	57.021	10:50.099

Vueltas	Tiempo por vuelta	Tiempo
<b>Nº99 NAVARRO PEREZ ALONSO</b>		
1	<b>58.691</b>	2:13.099
2	<b>57.366</b>	3:10.465
3	59.103	4:09.568
4	<b>57.040</b>	5:06.608
5	<b>56.592</b>	6:03.200
6	57.702	7:00.902
7	2:03.491	9:04.393
8	56.682	10:01.075

# Promo Racc 2

## Entreno Crono 1 (Q1) Resultados

Documento 1

Pos.	Nº	Piloto	M. Vuelta	Dif.	Interv.	Km/h	Total	Clase	Marca	Licencia
1	41	PEREZ ALBESSARD ALEX	57.153			57.32	9	PromoRACC-2	OHVALE	143711-T
2	92	GONZALEZ DORTA DANIEL	57.373	0.220	0.220	57.10	9	PromoRACC-2	OHVALE	68254-TF
3	99	NAVARRO PEREZ ALONSO	57.746	0.593	0.373	56.73	8	PromoRACC-2	OHVALE	143847-B
4	71	GIL CALZADA ARES	58.193	1.040	0.447	56.30	8	PromoRACC-2	OHVALE	144254-B
5	18	UROZ TENA DANIEL	58.606	1.453	0.413	55.90	9	PromoRACC-2	OHVALE	143703-T
6	50	ACUÑA MERCADO ADRIAN	1:02.138	4.985	3.532	52.72	7	PromoRACC-2	OHVALE	144565-B
7	29	MARTINEZ NEIRA IZAN	1:02.748	5.595	0.610	52.21	9	PromoRACC-2	OHVALE	144087-B
8	27	MAX MOLINA LARA	1:03.039	5.886	0.291	51.97	7	PromoRACC-2	OHVALE	144701-B

Tiempo Inicio : 02/04 - 09:30:10

M. Vuelta : Nº41 PEREZ ALBESSARD ALEX 57.153 57.32 Km/h

Alcarra's Mixto 31/03/2023

Cronosystem

Página 1 / 1

Apex Timing GoRacing

# Promo Racc 2

## Entreno Crono 1 (Q1)

### Análisis

Valor informativo. No Oficial

Vueltas	Tiempo por vuelta	Tiempo
<b>Nº18 UROZ TENA DANIEL</b>		
1	<b>1:01.052</b>	2:34.905
2	<b>1:00.071</b>	3:34.976
3	<b>59.684</b>	4:34.660
4	<b>58.630</b>	5:33.290
5	59.899	6:33.189
6	58.852	7:32.041
7	<b>58.625</b>	8:30.666
8	<b>58.606</b>	9:29.272
9	58.926	10:28.198

Vueltas	Tiempo por vuelta	Tiempo
<b>Nº27 MAX MOLINA LARA</b>		
1	<b>2:56.682</b>	4:27.047
2	<b>1:04.784</b>	5:31.831
3	<b>1:04.355</b>	6:36.186
4	<b>1:03.894</b>	7:40.080
5	1:04.353	8:44.433
6	<b>1:03.039</b>	9:47.472
7	1:04.796	10:52.268

Vueltas	Tiempo por vuelta	Tiempo
<b>Nº29 MARTINEZ NEIRA IZAN</b>		
1	<b>1:06.184</b>	2:31.923
2	<b>1:02.784</b>	3:34.707
3	1:03.386	4:38.093
4	1:03.062	5:41.155
5	1:04.325	6:45.480
6	<b>1:02.748</b>	7:48.228
7	1:03.013	8:51.241
8	1:03.246	9:54.487
9	1:03.310	10:57.797

Vueltas	Tiempo por vuelta	Tiempo
<b>Nº41 PEREZ ALBESSARD ALEX</b>		
1	<b>59.884</b>	2:29.054
2	<b>58.456</b>	3:27.510
3	<b>58.270</b>	4:25.780
4	<b>57.787</b>	5:23.567
5	<b>57.418</b>	6:20.985
6	<b>57.157</b>	7:18.142
7	<b>57.153</b>	8:15.295
8	57.421	9:12.716
9	58.374	10:11.090

Vueltas	Tiempo por vuelta	Tiempo
<b>Nº50 ACUÑA MERCADO ADRIAN</b>		
1	<b>1:08.320</b>	2:33.709
2	<b>1:07.186</b>	3:40.895
3	2:18.128	5:59.023
4	<b>1:03.266</b>	7:02.289
5	1:03.818	8:06.107
6	1:04.004	9:10.111
7	<b>1:02.138</b>	10:12.249

Vueltas	Tiempo por vuelta	Tiempo
<b>Nº71 GIL CALZADA ARES</b>		
1	<b>59.614</b>	1:56.483
2	59.908	2:56.391
3	1:01.008	3:57.399
4	<b>59.064</b>	4:56.463

Vueltas	Tiempo por vuelta	Tiempo
5	<b>58.193</b>	5:54.656
6	2:47.399	8:42.055
7	59.119	9:41.174
8	1:02.289	10:43.463

Vueltas	Tiempo por vuelta	Tiempo
<b>Nº92 GONZALEZ DORTA DANIEL</b>		
1	<b>1:06.785</b>	2:30.471
2	<b>1:00.135</b>	3:30.606
3	<b>58.371</b>	4:28.977
4	59.050	5:28.027
5	58.417	6:26.444
6	58.379	7:24.823
7	<b>58.016</b>	8:22.839
8	<b>57.373</b>	9:20.212
9	1:36.910	10:57.122

Vueltas	Tiempo por vuelta	Tiempo
<b>Nº99 NAVARRO PEREZ ALONSO</b>		
1	<b>59.553</b>	1:58.542
2	<b>58.549</b>	2:57.091
3	59.364	3:56.455
4	58.812	4:55.267
5	<b>57.746</b>	5:53.013
6	58.016	6:51.029
7	57.845	7:48.874
8	2:22.000	10:10.874

## Promo Racc 3

## CONJUNTA CARRERAS (CR) Resultados

Documento 7

Pos.	Nº	Piloto	R1	R2	Puntos
1	8	MERCADER GARCIA OSCAR	20	25	45
2	21	MIDDELMANN CASTAN LEO	25	20	45
3	43	SOLES FAUQUET MARC	16	16	32

# Promo Racc 3

## CARRERA 2 (R2) Resultados

Documento 6

Pos.	Nº	Piloto	Total	Dif.	Interv.	M. Vuelta	Km/h	Puntos	Club	Marca	Licencia	Tiempo
1	8	MERCADER GARCIA OSCAR	10			1:00.341	54.29	<b>25</b>	Trialers Penedès Clu	POLINI	144028-B	10:12.761
2	21	MIDDELMANN CASTAN LEO	10	<b>5.381</b>	5.381	1:01.001	53.70	<b>20</b>	Club Esportiu Circui	POLINI	144811-L	10:18.142
3	43	SOLES FAUQUET MARC	7	<b>3 Total</b>	3 Total	1:02.960	52.03	<b>16</b>	Penya Motorista Barc	POLINI	144408-GI	10:35.246

Lider : Nº8 MERCADER GARCIA OSCAR (1-10)

Tiempo Inicio : 02/04 - 12:16:44

M. Vuelta : Nº8 MERCADER GARCIA OSCAR 1:00.341 54.29 Km/h

Record anterior : Nº8 MERCADER GARCIA OSCAR 1:00.808 53.87 Km/h

Alcarra's Mixto 31/03/2023

Cronosystem

Página 1 / 1

Apex Timing GoRacing



# Promo Racc 3

## CARRERA 2 (R2) Vuelta a vuelta

Valor informativo. No Oficial

	1	2	3
Parilla	<del>8</del>	<del>21</del>	<del>43</del>
Salida			
Vuelta 1 <small>Intervalo</small>	8	21 <small>0.7</small>	43 <small>1.5</small>
Vuelta 2	8	21 <small>0.9</small>	43 <small>3.5</small>
Vuelta 3	8	21 <small>1.3</small>	43 <small>19.6</small>
Vuelta 4	8	21 <small>2.4</small>	43 <small>1.25</small>
Vuelta 5	8	21 <small>3.3</small>	43 <small>2.21</small>
Vuelta 6	8	21 <small>3.9</small>	43 <small>3.00</small>
Vuelta 7	8	21 <small>3.7</small>	<del>43</del> <small>3.23</small>
Vuelta 8	8	21 <small>4.5</small>	
Vuelta 9	8	21 <small>4.2</small>	
Vuelta 10	8	21 <small>5.3</small>	

# Promo Racc 3

## CARRERA 2 (R2) Análisis

Valor informativo. No Oficial

Vueltas	Tiempo por vuelta	Tiempo
<b>Nº8 MERCADER GARCIA OSCAR</b>		
1	<b>1:02.072</b>	1:02.072
2	<b>1:00.879</b>	2:02.951
3	1:00.958	3:03.909
4	<b>1:00.341</b>	4:04.250
5	1:01.158	5:05.408
6	1:01.015	6:06.423
7	1:01.713	7:08.136
8	1:01.095	8:09.231
9	1:01.973	9:11.204
10	1:01.557	10:12.761
<b>Nº21 MIDDELMANN CASTAN LEO</b>		
1	<b>1:02.867</b>	1:02.867
2	<b>1:01.001</b>	2:03.868
3	1:01.356	3:05.224
4	1:01.512	4:06.736
5	1:01.991	5:08.727
6	1:01.658	6:10.385
7	1:01.547	7:11.932
8	1:01.803	8:13.735
9	1:01.764	9:15.499
10	1:02.643	10:18.142
<b>Nº43 SOLES FAUQUET MARC</b>		
1	<b>1:04.452</b>	1:04.452
2	<b>1:02.960</b>	2:07.412
3	1:17.445	3:24.857
4	2:07.502	5:32.359
5	1:57.906	7:30.265
6	1:40.639	9:10.904
7	1:24.342	10:35.246

# Promo Racc 3

## CARRERA 2 (R2) Parrilla de Salida

Sujeto a escrutinio & investigaciones deportivas

1

8 MERCADER GARCIA OSCAR  
1:00.808


21

MIDDELMANN CASTAN LEO  
1:02.593

43

SOLES FAUQUET MARC  
1:03.509

POLE POSITION



Salida : 02/04 - 12:30 Duración : 08:00 + 2 Total

Alcarra's Mixto 31/03/2023  
Cronosystem

Página 1 / 1

Apex Timing GoRacing

# Promo Racc 3

## CARRERA 1 (R1) Resultados

Documento 5

Pos.	Nº	Piloto	Total	Dif.	Interv.	M. Vuelta	análisis	Km/h	Puntos	Club	Marca	Licencia	Tiempo
1	21	MIDDELMANN CASTAN LEO	10			1:01.054		53.66	<b>25</b>	Club Esportiu Circui	POLINI	144811-L	10:21.821
2	8	MERCADER GARCIA OSCAR	10	<b>9.698</b>	9.698	1:01.153	<b>+10.000</b>	53.57	<b>20</b>	Trialers Penedès Clu	POLINI	144028-B	10:21.519
3	43	SOLES FAUQUET MARC	10	<b>25.718</b>	16.020	1:02.947		52.04	<b>16</b>	Penya Motorista Barc	POLINI	144408-GI	10:47.539

Nº8 MERCADER GARCIA OSCAR : 10" por adelantarse en la salida

Lider : Nº8 MERCADER GARCIA OSCAR (1-10)

Tiempo Inicio : 02/04 - 10:57:53

M. Vuelta : Nº21 MIDDELMANN CASTAN LEO 1:01.054 53.66 Km/h

Evento Grabado : Nº8 MERCADER GARCIA OSCAR 1:00.808 53.87 Km/h

Alcarra Mixto 31/03/2023

Cronosystem

Página 1 / 1

Apex Timing GoRacing

# Promo Racc 3

## CARRERA 1 (R1) Vuelta a vuelta

Valor informativo. No Oficial

	1	2	3
Parilla	<del>8</del>	<del>21</del>	<del>43</del>
Salida			
Vuelta 1 <small>Intervalo</small>	8	21 <small>0.3</small>	43 <small>1.5</small>
Vuelta 2	8	21 <small>0.6</small>	43 <small>2.7</small>
Vuelta 3	8	21 <small>1.1</small>	43 <small>5.3</small>
Vuelta 4	8	21 <small>0.9</small>	43 <small>7.8</small>
Vuelta 5	8	21 <small>1.5</small>	43 <small>10.4</small>
Vuelta 6	8	21 <small>1.3</small>	43 <small>12.9</small>
Vuelta 7	8	21 <small>0.6</small>	43 <small>15.8</small>
Vuelta 8	8	21 <small>0.3</small>	43 <small>18.9</small>
Vuelta 9	8	21 <small>0.4</small>	43 <small>22.6</small>
Vuelta 10	8	21 <small>0.3</small>	43 <small>25.7</small>

# Promo Racc 3

## CARRERA 1 (R1) Análisis

Valor informativo. No Oficial

Vueltas	Tiempo por vuelta	Tiempo
<b>Nº8 MERCADER GARCIA OSCAR</b>		
1	<b>1:06.969</b>	1:06.969
2	<b>1:01.484</b>	2:08.453
3	<b>1:01.191</b>	3:09.644
4	1:02.048	4:11.692
5	1:01.622	5:13.314
6	1:01.617	6:14.931
7	1:02.425	7:17.356
8	1:01.804	8:19.160
9	<b>1:01.153</b>	9:20.313
10	1:01.206	10:21.519
<b>Nº21 MIDDELMANN CASTAN LEO</b>		
1	<b>1:07.353</b>	1:07.353
2	<b>1:01.759</b>	2:09.112
3	<b>1:01.728</b>	3:10.840
4	1:01.765	4:12.605
5	1:02.209	5:14.814
6	<b>1:01.430</b>	6:16.244
7	1:01.770	7:18.014
8	1:01.528	8:19.542
9	<b>1:01.225</b>	9:20.767
10	<b>1:01.054</b>	10:21.821
<b>Nº43 SOLES FAUQUET MARC</b>		
1	<b>1:08.933</b>	1:08.933
2	<b>1:02.947</b>	2:11.880
3	1:04.281	3:16.161
4	1:04.296	4:20.457
5	1:04.807	5:25.264
6	1:03.936	6:29.200
7	1:04.681	7:33.881
8	1:04.623	8:38.504
9	1:04.874	9:43.378
10	1:04.161	10:47.539


# Promo Racc 3

## CARRERA 1 (R1) Parrilla de Salida

Documento 4

<b>1</b>	<b>8</b> MERCADER GARCIA OSCAR 1:00.808	<b>21</b> MIDDELMANN CASTAN LEO 1:02.593	<b>43</b> SOLES FAUQUET MARC 1:03.509
----------	--	---	--

POLE POSITION



Salida : 02/04 - 11:00 Duración : 08:00 + 2 Total

Alcarras Mixto 31/03/2023  
Cronosystem

Página 1 / 1

Apex Timing GoRacing

## Promo Racc 3

## CONJUNTA CRONO (CQ) Resultados

Documento 3

Pos.	Nº	Piloto	Q1	Q2	Tiempo	Dif.	Total
1	8	MERCADER GARCIA OSCAR	1:03.010	1:00.808	1:00.808		18
2	21	MIDDELMANN CASTAN LEO	1:04.610	1:02.593	1:02.593	1.785	15
3	43	SOLES FAUQUET MARC	1:05.431	1:03.509	1:03.509	2.701	14



## Promo Racc 3

### Entreno Crono 2 (Q2)

### Documento 2

### Resultados

Sujeto a escrutinio & investigaciones deportivas

Pos.	Nº	Piloto	M. Vuelta	Dif.	Interv.	Km/h	Total	Clase	Marca	Licencia
1	8	MERCADER GARCIA OSCAR	1:00.808			53.87	9	PromoRACC-3 4.2	POLINI	144028-B
2	21	MIDDELMANN CASTAN LEO	1:02.593	1.785	1.785	52.34	8	PromoRACC-3 4.2	POLINI	144811-L
3	43	SOLES FAUQUET MARC	1:03.509	2.701	0.916	51.58	6	PromoRACC-3 4.2	POLINI	144408-GI

Tiempo Inicio : 02/04 - 10:05:06

M. Vuelta : Nº8 MERCADER GARCIA OSCAR 1:00.808 53.87 Km/h  
Record anterior : Nº8 MERCADER GARCIA OSCAR 1:03.010 51.99 Km/h

Alcarra's Mixto 31/03/2023

Cronosystem

Página 1 / 1

Apex Timing GoRacing

# Promo Racc 3

## Entreno Crono 2 (Q2) Análisis

Valor informativo. No Oficial

Vueltas	Tiempo por vuelta	Tiempo
<b>Nº8 MERCADER GARCIA OSCAR</b>		
1	<b>1:02.941</b>	2:02.370
2	<b>1:01.659</b>	3:04.029
3	<b>1:00.808</b>	4:04.837
4	1:01.854	5:06.691
5	1:01.624	6:08.315
6	1:01.335	7:09.650
7	1:01.928	8:11.578
8	1:02.644	9:14.222
9	1:01.991	10:16.213
<b>Nº21 MIDDELMANN CASTAN LEO</b>		
1	<b>1:11.517</b>	2:39.071
2	<b>1:05.752</b>	3:44.823
3	<b>1:04.334</b>	4:49.157
4	<b>1:03.829</b>	5:52.986
5	<b>1:03.492</b>	6:56.478
6	<b>1:02.593</b>	7:59.071
7	1:03.761	9:02.832
8	1:02.956	10:05.788
<b>Nº43 SOLES FAUQUET MARC</b>		
1	<b>1:06.385</b>	2:16.752
2	<b>1:05.398</b>	3:22.150
3	1:05.889	4:28.039
4	<b>1:04.555</b>	5:32.594
5	<b>1:04.409</b>	6:37.003
6	<b>1:03.509</b>	7:40.512

# Promo Racc 3

## Entreno Crono 1 (Q1) Resultados

Documento 1

Pos.	Nº	Piloto	M. Vuelta	Dif.	Interv.	Km/h	Total	Clase	Marca	Licencia
1	8	MERCADER GARCIA OSCAR	1:03.010			51.99	9	PromoRACC-3 4.2	POLINI	144028-B
2	21	MIDDELMANN CASTAN LEO	1:04.610	1.600	1.600	50.70	7	PromoRACC-3 4.2	POLINI	144811-L
3	43	SOLES FAUQUET MARC	1:05.431	2.421	0.821	50.07	8	PromoRACC-3 4.2	POLINI	144408-GI

Tiempo Inicio : 02/04 - 09:15:05

M. Vuelta : Nº8 MERCADER GARCIA OSCAR 1:03.010 51.99 Km/h

Alcarra's Mixto 31/03/2023

Cronosystem

Página 1 / 1

Apex Timing GoRacing

# Promo Racc 3

## Entreno Crono 1 (Q1) Análisis

Valor informativo. No Oficial

Vueltas	Tiempo por vuelta	Tiempo
<b>Nº8 MERCADER GARCIA OSCAR</b>		
1	<b>1:04.783</b>	2:12.270
2	<b>1:04.498</b>	3:16.768
3	<b>1:04.371</b>	4:21.139
4	<b>1:03.957</b>	5:25.096
5	<b>1:03.460</b>	6:28.556
6	<b>1:03.459</b>	7:32.015
7	1:03.596	8:35.611
8	<b>1:03.010</b>	9:38.621
9	1:03.182	10:41.803
<b>Nº21 MIDDELMANN CASTAN LEO</b>		
1	<b>2:42.124</b>	4:10.478
2	<b>1:06.783</b>	5:17.261
3	<b>1:05.978</b>	6:23.239
4	<b>1:05.112</b>	7:28.351
5	<b>1:04.614</b>	8:32.965
6	<b>1:04.610</b>	9:37.575
7	1:04.739	10:42.314
<b>Nº43 SOLES FAUQUET MARC</b>		
1	<b>1:07.191</b>	2:19.265
2	<b>1:05.523</b>	3:24.788
3	1:05.808	4:30.596
4	1:05.589	5:36.185
5	1:05.852	6:42.037
6	1:06.986	7:49.023
7	1:06.389	8:55.412
8	<b>1:05.431</b>	10:00.843