



CCVC 80-SSP-SBK

Carrera (RACE) Resultados

Documento 4

Sujeto a escrutinio & investigaciones deportivas

Pos.	Nº	Piloto	Total	Dif.	Interv.	M. Vuelta	Km/h	Clase	Tiempo
1	99	SEGARRA CAPERA MANUEL	11			1:42.865	130.99	SBK 750 Classic	19:03.487
2	3	GARCIA DURANY JOAN	11	2.702	2.702	1:42.633	131.29	SBK 750 Classic	19:06.189
3	27	FERNANDEZ MARTIN ENRIQUE	11	24.740	22.038	1:44.192	129.33	SBK 750 Legends	19:28.227
4	9	ROSA LARA JUAN C	11	26.817	2.077	1:44.620	128.80	SBK 750 Legends	19:30.304
5	4	HERRERO FERNANDEZ ALFONSO	11	33.998	7.181	1:45.253	128.02	SSP 600 Legends	19:37.485
6	30	CARREIRA ABEL CARLOS	11	43.057	9.059	1:43.512	130.18	SBK 750 Legends	19:46.544
7	41	ESPUÑA CISA JORDI	11	50.586	7.529	1:47.183	125.72	SSP 600 Legends	19:54.073
8	81	ALVAREZ RUIZ IVAN	11	1:00.494	9.908	1:47.881	124.90	SSP 600 Classic	20:03.981
9	20	FONT SEGUR JOAN	11	1:05.169	4.675	1:47.190	125.71	Classic SBK	20:08.656
10	29	MARCOS REDONDO DAVID	11	1:07.870	2.701	1:48.452	124.25	SSP 600 Legends	20:11.357
11	634	URANGA GRANADOS RAFA	11	1:10.990	3.120	1:47.601	125.23	Classic SBK	20:14.477
12	78	CORTO BLANCH DAVID	11	1:11.436	0.446	1:49.278	123.31	Classic SBK	20:14.923
13	182	ARREGI URKAI UNAI	11	1:16.057	4.621	1:47.221	125.67	Classic SSP	20:19.544
14	70	LORENTE FRAILE JOSE LUIS	11	1:18.708	2.651	1:49.643	122.90	Classic SBK	20:22.195
15	21	JAUSET AVELLA JORDI	11	1:27.116	8.408	1:49.601	122.94	SSP 600 Legends	20:30.603
16	38	GIRONES JIMENEZ ALBERT	11	1:39.431	12.315	1:49.748	122.78	SBK 750 Classic	20:42.918
17	35	PERU BERAMENDI MARIO	11	1:43.041	3.610	1:51.053	121.34	SSP 600 Classic	20:46.528
18	138	LLEDO SIGNES JOSE RAFAEL	11	1:44.202	1.161	1:50.697	121.73	SSP 600 Legends	20:47.689
19	72	ORTEGA PEREZ VICTOR	11	1:47.309	3.107	1:51.710	120.62	SSP 600 Classic	20:50.796
20	17	CASTRILLO CABEZAS DIEGO	10	1 Vuelta	1 Vuelta	1:52.513	119.76	Classic 80	19:03.541
21	13	ROBLES PEREZ MANEL	10	1 Vuelta	0.260	1:51.703	120.63	Classic SSP	19:03.801
22	32	BELNGUER CORAR VICENTE	10	1 Vuelta	15.824	1:53.974	118.23	Classic SBK	19:19.625
23	86	NAVARRO RAMIREZ JULIO J	10	1 Vuelta	8.967	1:53.243	118.99	SSP 600 Legends	19:28.592
24	69	BARRERA FERRERO MIGUEL ANGEL	10	1 Vuelta	1.854	1:54.585	117.60	Classic 80	19:30.446
25	37	SANZ SOLER FRANCISCO JOSE	10	1 Vuelta	8.860	1:55.193	116.98	SBK 750 Classic	19:39.306
26	55	GARCIA CRESPIN VICTOR M	10	1 Vuelta	1.998	1:55.314	116.85	SSP 600 Classic	19:41.304
27	73	MARTINEZ MARTIN FCO. JAVIER	10	1 Vuelta	3.021	1:55.794	116.37	Classic 80	19:44.325
28	96	ALBERO NAVARRO LUIS	10	1 Vuelta	14.817	1:55.295	116.87	Classic SSP	19:59.142
29	11	SANCHEZ ALVAREZ FERMIN	10	1 Vuelta	8.517	1:56.067	116.10	SSP 600 Legends	20:07.659
30	26	GARCIA GARCIA MIGUEL A.	10	1 Vuelta	4.160	1:56.777	115.39	SSP 600 Classic	20:11.819
31	24	VALERO ESCOBOSA JESUS	10	1 Vuelta	2.780	1:58.295	113.91	SBK 750 Classic	20:14.599
32	132	FEUTRIER ERIC	10	1 Vuelta	0.580	1:58.821	113.40	SSP 600 Classic	20:15.179
33	2	LOPEZ MATO OSCAR MARIO	10	1 Vuelta	3.051	1:57.957	114.23	Classic 80	20:18.230
34	54	CENTELLES BELTRAN JOSE	10	1 Vuelta	10.594	1:59.028	113.21	SSP 600 Legends	20:28.824
35	98	HERNANDEZ MARTINEZ JUANAN	10	1 Vuelta	9.779	2:00.556	111.77	Classic SBK	20:38.603
36	46	IJALVA BARRASA ROBERTO	10	1 Vuelta	8.551	2:02.162	110.30	SSP 600 Legends	20:47.154
37	44	MARTINEZ NAVARRO JOSE MIGUEL	9	2 Total	1 Vuelta	2:12.552	101.66	SBK 750 Legends	20:35.579
No Clasificados									
	74	PERAZA GONZALEZ SERGIO ADRIAN	4	Retirado		1:49.748	122.78	SSP 600 Legends	7:38.151
	12	DEKEYSER DANIL MARIUS	2	Retirado		1:54.744	117.43	SSP 750 Legends	4:00.789
	15	FERNANDEZ ALVAREZ JOSE ANTONIO	2	Retirado		1:56.653	115.51	SSP 600 Legends	4:01.135
	124	CORDERO SAN MIGUEL MIKEL	2	Retirado		2:12.012	102.07	SBK 750 Classic	5:18.892
	117	SERRA JORDI	1	Retirado				SSP 600 Legends	2:25.093

Lider : N°99 SEGARRA CAPERA MANUEL (1-11)

Tiempo Inicio : 20/07 - 15:59:19

M. Vuelta : N°3 GARCIA DURANY JOAN 1:42.633 131.29 Km/h

Meteo : Soleado Aire : 38°C Pista : Seco

Evento Grabado : N°99 SEGARRA CAPERA MANUEL 1:42.001 132.10 Km/h





CCVC 80-SSP-SBK

Carrera (RACE) Resultados

Documento 4

Sujeto a escrutinio & investigaciones deportivas

Pos.	Nº	Piloto	Total	Dif.	Interv.	M. Vuelta	Km/h	Clase	Tiempo
Classic 80									
1	17	CASTRILLO CABEZAS DIEGO	10			1:52.513	119.76	Classic 80	19:03.541
2	69	BARRERA FERRERO MIGUEL ANGEL	10	26.905	26.905	1:54.585	117.60	Classic 80	19:30.446
3	73	MARTINEZ MARTIN FCO. JAVIER	10	40.784	13.879	1:55.794	116.37	Classic 80	19:44.325
4	2	LOPEZ MATO OSCAR MARIO	10	1:14.689	33.905	1:57.957	114.23	Classic 80	20:18.230

Classic SBK									
1	20	FONT SEGUR JOAN	11			1:47.190	125.71	Classic SBK	20:08.656
2	634	URANGA GRANADOS RAFA	11	5.821	5.821	1:47.601	125.23	Classic SBK	20:14.477
3	78	CORTO BLANCH DAVID	11	6.267	0.446	1:49.278	123.31	Classic SBK	20:14.923
4	70	LORENTE FRAILE JOSE LUIS	11	13.539	7.272	1:49.643	122.90	Classic SBK	20:22.195
5	32	BELENGUER CORAR VICENTE	10	1 Vuelta	1 Vuelta	1:53.974	118.23	Classic SBK	19:19.625
6	98	HERNANDEZ MARTINEZ JUANAN	10	1 Vuelta	1:18.978	2:00.556	111.77	Classic SBK	20:38.603

Classic SSP									
1	182	ARREGI URKAI UNAI	11			1:47.221	125.67	Classic SSP	20:19.544
2	13	ROBLES PEREZ MANEL	10	1 Vuelta	1 Vuelta	1:51.703	120.63	Classic SSP	19:03.801
3	96	ALBERO NAVARRO LUIS	10	1 Vuelta	55.341	1:55.295	116.87	Classic SSP	19:59.142

SBK 750 Classic									
1	99	SEGARRA CAPERA MANUEL	11			1:42.865	130.99	SBK 750 Classic	19:03.487
2	3	GARCIA DURANY JOAN	11	2.702	2.702	1:42.633	131.29	SBK 750 Classic	19:06.189
3	38	GIRONES JIMENEZ ALBERT	11	1:39.431	1:36.729	1:49.748	122.78	SBK 750 Classic	20:42.918
4	37	SANZ SOLER FRANCISCO JOSE	10	1 Vuelta	1 Vuelta	1:55.193	116.98	SBK 750 Classic	19:39.306
5	24	VALERO ESCOBOSA JESUS	10	1 Vuelta	35.293	1:58.295	113.91	SBK 750 Classic	20:14.599

No Clasificados									
	124	CORDERO SAN MIGUEL MIKEL	2	Retirado		2:12.012	102.07	SBK 750 Classic	5:18.892

SBK 750 Legends									
1	27	FERNANDEZ MARTIN ENRIQUE	11			1:44.192	129.33	SBK 750 Legends	19:28.227
2	9	ROSA LARA JUAN C	11	2.077	2.077	1:44.620	128.80	SBK 750 Legends	19:30.304
3	30	CARREIRA ABEL CARLOS	11	18.317	16.240	1:43.512	130.18	SBK 750 Legends	19:46.544
4	44	MARTINEZ NAVARRO JOSE MIGUEL	9	2 Total	2 Total	2:12.552	101.66	SBK 750 Legends	20:35.579

SSP 600 Classic									
1	81	ALVAREZ RUIZ IVAN	11			1:47.881	124.90	SSP 600 Classic	20:03.981
2	35	PERU BERAMENDI MARIO	11	42.547	42.547	1:51.053	121.34	SSP 600 Classic	20:46.528
3	72	ORTEGA PEREZ VICTOR	11	46.815	4.268	1:51.710	120.62	SSP 600 Classic	20:50.796
4	55	GARCIA CRESPIN VICTOR M	10	1 Vuelta	1 Vuelta	1:55.314	116.85	SSP 600 Classic	19:41.304
5	26	GARCIA GARCIA MIGUEL A.	10	1 Vuelta	30.515	1:56.777	115.39	SSP 600 Classic	20:11.819
6	132	FEUTRIER ERIC	10	1 Vuelta	3.360	1:58.821	113.40	SSP 600 Classic	20:15.179

SSP 600 Legends									
1	4	HERRERO FERNANDEZ ALFONSO	11			1:45.253	128.02	SSP 600 Legends	19:37.485

Lider : N°99 SEGARRA CAPERA MANUEL (1-11)

Tiempo Inicio : 20/07 - 15:59:19

M. Vuelta : N°3 GARCIA DURANY JOAN 1:42.633 131.29 Km/h

Meteo : Soleado Aire : 38°C Pista : Seco

Evento Grabado : N°99 SEGARRA CAPERA MANUEL 1:42.001 132.10 Km/h





CCVC 80-SSP-SBK

Carrera (RACE) Resultados

Documento 4

Sujeto a escrutinio & investigaciones deportivas

Pos.	Nº	Piloto	Total	Dif.	Interv.	M. Vuelta	Km/h	Clase	Tiempo
2	41	ESPUÑA CISA JORDI	11	16.588	16.588	1:47.183	125.72	SSP 600 Legends	19:54.073
3	29	MARCOS REDONDO DAVID	11	33.872	17.284	1:48.452	124.25	SSP 600 Legends	20:11.357
4	21	JAUSET AVELLA JORDI	11	53.118	19.246	1:49.601	122.94	SSP 600 Legends	20:30.603
5	138	LLEDO SIGNES JOSE RAFAEL	11	1:10.204	17.086	1:50.697	121.73	SSP 600 Legends	20:47.689
6	86	NAVARRO RAMIREZ JULIO J	10	1 Vuelta	1 Vuelta	1:53.243	118.99	SSP 600 Legends	19:28.592
7	11	SANCHEZ ALVAREZ FERMIN	10	1 Vuelta	39.067	1:56.067	116.10	SSP 600 Legends	20:07.659
8	54	CENTELLES BELTRAN JOSE	10	1 Vuelta	21.165	1:59.028	113.21	SSP 600 Legends	20:28.824
9	46	IJALVA BARRASA ROBERTO	10	1 Vuelta	18.330	2:02.162	110.30	SSP 600 Legends	20:47.154

No Clasificados

74	PERAZA GONZALEZ SERGIO ADRIAN	4	Retirado		1:49.748	122.78	SSP 600 Legends	7:38.151
15	FERNANDEZ ALVAREZ JOSE ANTONIO	2	Retirado		1:56.653	115.51	SSP 600 Legends	4:01.135
117	SERRA JORDI	1	Retirado				SSP 600 Legends	2:25.093

SSP 750 Legends

No Clasificados

12	DEKEYSER DANIL MARIUS	2	Retirado		1:54.744	117.43	SSP 750 Legends	4:00.789
----	-----------------------	---	----------	--	----------	--------	-----------------	----------

Lider : N°99 SEGARRA CAPERA MANUEL (1-11)

Tiempo Inicio : 20/07 - 15:59:19

M. Vuelta : N°3 GARCIA DURANY JOAN 1:42.633 131.29 Km/h

Meteo : Soleado Aire : 38°C Pista : Seco

Evento Grabado : N°99 SEGARRA CAPERA MANUEL 1:42.001 132.10 Km/h

COPA DE ESPAÑA VELOCIDAD 18/07/2024

Página 3 / 3

Apex Timing GoRacing





CCVC 80-SSP-SBK

Carrera (RACE) Vuelta a vuelta

Valor informativo. No Oficial

	1	2	3	4	5	6	7	8	9	10	11	12	13	14	15	16	17	18	19	20	21	22	23	24	25	26	27	28	29	30	31	32	33	34	35	36	37	38	39	40	41	42				
Parilla	96	27	30	30	30	30	30	30	30	30	30	30	30	30	30	30	30	30	30	30	30	30	30	30	30	30	30	30	30	30	30	30	30	30	30	30	30	30	30	30	30	30	30	30	30	30

Salida																																																			
--------	--	--	--	--	--	--	--	--	--	--	--	--	--	--	--	--	--	--	--	--	--	--	--	--	--	--	--	--	--	--	--	--	--	--	--	--	--	--	--	--	--	--	--	--	--	--	--	--	--	--	--

Vuelta 1	99	27	3	4	9	30	41	81	29	78	138	70	74	21	634	182	20	35	15	38	32	72	17	12	13	37	86	96	73	55	69	124	2	46	132	11	24	26	98	54	44	117
Intervalo	0.6	0.5	1.6	0.1	0.1	1.3	1.7	2.4	0.7	0.2	0.7	0.7	0.5	0.0	0.5	1.1	0.5	0.6	0.2	0.3	0.4	0.0	0.3	0.3	1.1	0.9	0.5	1.1	0.3	0.3	1.1	1.7	0.3	0.3	1.3	0.1	0.0	1.8	0.9	6.0	0.4	
Vuelta 2	99	3	27	30	9	4	41	81	29	78	70	74	138	634	21	182	20	35	38	17	72	32	32	32	13	37	96	86	73	55	69	2	132	11	46	24	98	26	54	44	124	
Intervalo	1.3	1.1	2.5	0.4	0.9	2.3	2.4	4.7	0.4	1.0	1.0	0.3	0.7	0.8	0.9	0.1	1.8	3.0	1.0	1.0	0.1	0.6	0.3	0.3	1.2	1.5	0.5	1.8	0.8	0.3	6.1	1.4	0.2	0.7	0.5	1.2	2.2	1.0	18.3	39.0		
Vuelta 3	99	3	27	30	9	4	41	81	29	78	70	138	634	74	20	21	182	35	38	72	17	32	13	37	86	96	73	69	55	2	11	132	24	46	98	26	54	44				
Intervalo	0.8	2.8	2.0	1.7	1.0	4.5	2.9	6.0	0.6	1.2	1.8	0.3	0.3	0.0	1.2	0.1	3.6	4.2	0.5	0.5	1.5	1.4	5.3	1.0	0.4	0.3	0.2	2.6	9.6	0.3	1.2	0.8	1.7	0.0	2.3	2.0	32.7					
Vuelta 4	99	3	27	30	9	4	41	81	29	78	70	20	634	182	138	21	35	38	72	17	32	13	37	86	73	69	96	55	11	2	132	24	98	46	26	54	44					
Intervalo	1.1	3.4	1.1	3.4	1.7	6.4	4.0	7.7	0.2	0.9	1.5	1.1	1.1	0.2	2.5	1.6	1.9	4.6	0.2	1.0	2.5	0.7	8.2	0.3	2.7	0.1	1.7	0.8	12.5	0.5	0.1	0.7	3.7	0.5	0.5	2.0	54.9					
Vuelta 5	99	3	27	30	9	4	41	81	29	78	20	70	182	634	138	21	35	72	38	17	13	32	37	86	69	73	55	96	11	132	24	2	26	98	46	54	44					
Intervalo	1.4	4.9	1.6	3.6	1.8	8.9	4.8	8.2	0.2	1.5	0.1	1.0	1.5	3.8	1.0	5.6	3.7	0.7	1.1	3.7	1.9	10.2	0.4	0.4	1.0	3.0	2.1	13.5	1.1	0.4	2.0	1.7	3.7	0.9	0.1	1:10						
Vuelta 6	99	3	27	30	9	4	41	81	29	78	20	70	182	634	138	21	35	72	38	17	13	32	37	69	86	73	55	96	11	132	24	26	2	54	98	46	44					
Intervalo	1.9	5.5	5.1	0.6	2.7	11.0	5.6	9.3	0.1	0.4	3.0	0.2	1.8	6.7	0.0	6.2	3.5	0.2	1.6	4.1	3.9	11.2	0.0	0.2	1.0	3.7	4.4	13.4	2.6	1.6	0.1	2.1	5.8	1.4	1.2	1:23						
Vuelta 7	99	3	27	9	30	4	41	81	29	20	78	182	634	70	21	138	35	38	72	17	13	32	69	86	37	73	55	96	11	132	26	24	2	54	98	46	44					
Intervalo	2.7	8.6	3.8	2.6	0.5	12.2	6.1	10.3	0.0	0.2	3.7	0.1	0.0	9.0	6.2	2.8	1.0	2.2	2.2	3.2	7.5	10.4	1.6	1.6	0.2	2.2	8.7	11.9	3.3	0.4	2.6	1.6	5.2	4.8	4.2	1:35						
Vuelta 8	99	3	27	9	4	30	41	81	20	29	78	634	182	70	21	138	38	35	72	17	13	32	69	86	55	37	73	96	11	26	132	24	2	54	98	46	44					
Intervalo	2.8	11.7	4.5	3.8	1.3	11.0	7.5	8.3	1.4	1.3	1.8	1.1	1.0	8.7	10.6	0.5	0.4	3.1	3.0	2.1	10.8	10.0	0.3	6.3	0.1	0.6	12.3	10.5	1.9	1.9	3.0	0.5	8.7	6.7	4.8	1:44						
Vuelta 9	99	3	27	9	4	30	41	81	20	29	78	634	182	70	21	138	38	35	72	17	13	32	86	69	55	37	73	96	11	26	132	24	2	54	98	46	44					
Intervalo	3.3	12.7	5.7	3.9	5.2	9.0	8.7	6.6	2.0	2.2	0.5	1.8	2.2	8.3	13.0	0.1	1.1	2.6	4.7	0.8	12.8	9.3	1.4	8.4	0.0	3.2	12.6	11.7	0.6	2.5	1.2	3.0	9.0	7.5	7.3	1:52						
Vuelta 10	99	3	27	9	4	30	41	81	20	29	634	78	182	70	21	38	138	35	72	17	13	32	86	69	55	37	73	96	11	26	132	24	2	54	98	46						
Intervalo	3.3	16.6	5.0	4.7	8.4	8.3	8.4	6.3	1.5	3.0	0.0	2.3	4.1	7.5	12.5	1.5	0.8	3.4	5.6	0.2	15.8	8.9	1.8	8.8	1.9	3.0	14.8	8.5	4.1	2.7	0.5	3.0	10.5	9.7	8.5							
Vuelta 11	99	3	27	9	4	30	41	81	20	29	634	78	182	70	21	38	35	138	72																							
Intervalo	2.7	22.0	2.0	7.1	9.0	7.5	9.9	4.6	2.7	3.1	0.4	4.6	2.6	8.4	12.3	3.6	1.1	3.1																								





CCVC 80-SSP-SBK

Carrera (RACE) Análisis

Valor informativo. No Oficial

Vueltas	Formato Dia	Tiempo por vuelta	Vueltas	Formato Dia	Tiempo por vuelta	Vueltas	Formato Dia	Tiempo por vuelta
N°2 LOPEZ MATO OSCAR MARIO			N°11 SANCHEZ ALVAREZ FERMIN			N°9		
1	16:01:28.733	2:13.733	1	16:01:30.788	2:15.788	10	16:17:35.752	1:49.040
2	16:03:28.941	2:00.208	2	16:03:30.707	1:59.919	11	16:19:23.656	1:47.904
3	16:05:30.641	2:01.700	3	16:05:30.970	2:00.263	N°21 JAUSET AVELLA JORDI		
4	16:07:31.678	2:01.037	4	16:07:31.094	2:00.124	1	16:01:16.505	2:01.505
5	16:09:33.929	2:02.251	5	16:09:30.352	1:59.258	2	16:03:07.609	1:51.104
6	16:11:35.638	2:01.709	6	16:11:29.073	1:58.721	3	16:04:58.739	1:51.130
7	16:13:35.293	1:59.655	7	16:13:27.182	1:58.109	4	16:06:51.490	1:52.751
8	16:15:33.250	1:57.957	8	16:15:25.755	1:58.573	5	16:08:42.344	1:50.854
9	16:17:34.037	2:00.787	9	16:17:26.592	2:00.837	6	16:10:35.017	1:52.673
10	16:19:33.230	1:59.193	10	16:19:22.659	1:56.067	7	16:12:24.861	1:49.844
N°3 GARCIA DURANY JOAN			N°12 DEKEYSER DANIL MARIUS			N°8		
1	16:01:06.151	1:51.151	1	16:01:21.045	2:06.045	8	16:14:14.528	1:49.667
2	16:02:49.158	1:43.007	2	16:03:15.789	1:54.744	9	16:16:04.129	1:49.601
3	16:04:31.791	1:42.633	N°13 ROBLES PEREZ MANEL			10	16:17:54.582	1:50.453
4	16:06:15.562	1:43.771	1	16:01:21.425	2:06.425	11	16:19:45.603	1:51.021
5	16:07:58.711	1:43.149	2	16:03:16.525	1:55.100	N°24 VALERO ESCOBOSA JESUS		
6	16:09:42.251	1:43.540	3	16:05:10.814	1:54.289	1	16:01:30.900	2:15.900
7	16:11:27.158	1:44.907	4	16:07:04.438	1:53.624	2	16:03:32.083	2:01.183
8	16:13:10.433	1:43.275	5	16:08:57.336	1:52.898	3	16:05:33.010	2:00.927
9	16:14:54.503	1:44.070	6	16:10:50.801	1:53.465	4	16:07:32.624	1:59.614
10	16:16:37.589	1:43.086	7	16:12:42.720	1:51.919	5	16:09:31.923	1:59.299
11	16:18:21.189	1:43.600	8	16:14:34.423	1:51.703	6	16:11:33.345	2:01.422
N°4 HERRERO FERNANDEZ ALFONSO			N°15 FERNANDEZ ALVAREZ JOSE ANTONIO			N°7		
1	16:01:07.784	1:52.784	1	16:01:19.482	2:04.482	7	16:13:33.673	2:00.328
2	16:02:54.186	1:46.402	2	16:03:16.135	1:56.653	8	16:15:32.739	1:59.066
3	16:04:39.439	1:45.253	N°17 CASTRILLO CABEZAS DIEGO			9	16:17:31.034	1:58.295
4	16:06:25.325	1:45.886	1	16:01:20.649	2:05.649	10	16:19:29.599	1:58.565
5	16:08:10.876	1:45.551	2	16:03:14.593	1:53.944	N°26 GARCIA GARCIA MIGUEL A.		
6	16:09:56.389	1:45.513	3	16:05:07.865	1:53.272	1	16:01:30.926	2:15.926
7	16:11:42.860	1:46.471	4	16:07:01.096	1:53.231	2	16:03:35.500	2:04.574
8	16:13:30.607	1:47.747	5	16:08:53.609	1:52.513	3	16:05:37.138	2:01.638
9	16:15:17.019	1:46.412	6	16:10:46.665	1:53.056	4	16:07:37.453	2:00.315
10	16:17:04.097	1:47.078	7	16:12:39.476	1:52.811	5	16:09:35.632	1:58.179
11	16:18:52.485	1:48.388	8	16:14:32.307	1:52.831	6	16:11:33.482	1:57.850
N°9 ROSA LARA JUAN C			N°16 FERNANDEZ ALVAREZ JOSE ANTONIO			N°4		
1	16:01:07.931	1:52.931	1	16:01:19.482	2:04.482	4	16:07:37.453	2:00.315
2	16:02:53.235	1:45.304	2	16:03:16.135	1:56.653	5	16:09:35.632	1:58.179
3	16:04:38.396	1:45.161	N°17 CASTRILLO CABEZAS DIEGO			6	16:11:33.482	1:57.850
4	16:06:23.604	1:45.208	1	16:01:20.649	2:05.649	7	16:13:30.975	1:57.493
5	16:08:09.014	1:45.410	2	16:03:14.593	1:53.944	8	16:15:27.752	1:56.777
6	16:09:53.634	1:44.620	3	16:05:07.865	1:53.272	9	16:17:27.221	1:59.469
7	16:11:39.650	1:46.016	4	16:07:01.096	1:53.231	10	16:19:26.819	1:59.598
8	16:13:26.762	1:47.112	5	16:08:53.609	1:52.513	N°27 FERNANDEZ MARTIN ENRIQUE		
9	16:15:13.073	1:46.311	6	16:10:46.665	1:53.056	1	16:01:05.576	1:50.576
10	16:16:59.364	1:46.291	7	16:12:39.476	1:52.811	2	16:02:50.287	1:44.711
11	16:18:45.304	1:45.940	8	16:14:32.307	1:52.831	3	16:04:34.619	1:44.332
N°20 FONT SEGUR JOAN			N°18 FERNANDEZ ALVAREZ JOSE ANTONIO			N°3		
1	16:01:18.272	2:03.272	1	16:01:19.482	2:04.482	3	16:04:34.619	1:44.332
2	16:03:08.657	1:50.385	2	16:03:16.135	1:56.653	4	16:06:19.006	1:44.387
3	16:04:57.465	1:48.808	N°17 CASTRILLO CABEZAS DIEGO			5	16:08:03.651	1:44.645
4	16:06:46.341	1:48.876	1	16:01:20.649	2:05.649	6	16:09:47.843	1:44.192
5	16:08:34.654	1:48.313	2	16:03:14.593	1:53.944	7	16:11:35.767	1:47.924
6	16:10:23.024	1:48.370	3	16:05:07.865	1:53.272	8	16:13:22.199	1:46.432
7	16:12:11.700	1:48.676	4	16:07:01.096	1:53.231	9	16:15:07.280	1:45.081
8	16:13:58.890	1:47.190	5	16:08:53.609	1:52.513	10	16:16:54.278	1:46.998





CCVC 80-SSP-SBK

Carrera (RACE) Análisis

Valor informativo. No Oficial

Vueltas	Formato Dia	Tiempo por vuelta	Vueltas	Formato Dia	Tiempo por vuelta	Vueltas	Formato Dia	Tiempo por vuelta
11	16:18:43.227	1:48.949	Nº37 SANZ SOLER FRANCISCO JOSE			3	16:05:34.778	2:03.281
Nº29 MARCOS REDONDO DAVID			1	16:01:22.576	2:07.576	4	16:07:36.940	2:02.162
1	16:01:13.521	1:58.521	2	16:03:17.769	1:55.193	5	16:09:40.267	2:03.327
2	16:03:03.750	1:50.229	3	16:05:16.130	1:58.361	6	16:11:44.169	2:03.902
3	16:04:52.963	1:49.213	4	16:07:12.654	1:56.524	7	16:13:49.578	2:05.409
4	16:06:43.575	1:50.612	5	16:09:09.608	1:56.954	8	16:15:53.560	2:03.982
5	16:08:32.885	1:49.310	6	16:11:06.003	1:56.395	9	16:17:57.991	2:04.431
6	16:10:22.408	1:49.523	7	16:13:03.949	1:57.946	10	16:20:02.154	2:04.163
7	16:12:11.664	1:49.256	8	16:15:02.193	1:58.244	Nº54 CENTELLES BELTRAN JOSE		
8	16:14:00.326	1:48.662	9	16:16:58.875	1:56.682	1	16:01:33.644	2:18.644
9	16:15:48.778	1:48.452	10	16:18:54.306	1:55.431	2	16:03:36.517	2:02.873
10	16:17:37.343	1:48.565	Nº38 GIRONES JIMENEZ ALBERT			3	16:05:39.176	2:02.659
11	16:19:26.357	1:49.014	1	16:01:19.728	2:04.728	4	16:07:39.484	2:00.308
Nº30 CARREIRA ABEL CARLOS			2	16:03:13.572	1:53.844	5	16:09:40.434	2:00.950
1	16:01:08.060	1:53.060	3	16:05:06.793	1:53.221	6	16:11:41.471	2:01.037
2	16:02:52.833	1:44.773	4	16:06:59.758	1:52.965	7	16:13:40.499	1:59.028
3	16:04:36.645	1:43.812	5	16:08:52.501	1:52.743	8	16:15:41.972	2:01.473
4	16:06:20.157	1:43.512	6	16:10:45.034	1:52.533	9	16:17:43.068	2:01.096
5	16:08:05.328	1:45.171	7	16:12:34.990	1:49.956	10	16:19:43.824	2:00.756
6	16:09:52.966	1:47.638	8	16:14:25.731	1:50.741	Nº55 GARCIA CRESPIN VICTOR M		
7	16:11:42.278	1:49.312	9	16:16:17.340	1:51.609	1	16:01:25.564	2:10.564
8	16:13:31.957	1:49.679	10	16:18:07.088	1:49.748	2	16:03:22.469	1:56.905
9	16:15:22.252	1:50.295	11	16:19:57.918	1:50.830	3	16:05:20.960	1:58.491
10	16:17:12.595	1:50.343	Nº41 ESPUÑA CISA JORDI			4	16:07:18.521	1:57.561
11	16:19:01.544	1:48.949	1	16:01:09.368	1:54.368	5	16:09:14.644	1:56.123
Nº32 BELENGUER CORAR VICENTE			2	16:02:56.551	1:47.183	6	16:11:11.171	1:56.527
1	16:01:20.102	2:05.102	3	16:04:43.955	1:47.404	7	16:13:06.485	1:55.314
2	16:03:15.430	1:55.328	4	16:06:31.742	1:47.787	8	16:15:01.996	1:55.511
3	16:05:09.404	1:53.974	5	16:08:19.840	1:48.098	9	16:16:58.790	1:56.794
4	16:07:03.693	1:54.289	6	16:10:07.488	1:47.648	10	16:18:56.304	1:57.514
5	16:08:59.324	1:55.631	7	16:11:55.142	1:47.654	Nº69 BARRERA FERRERO MIGUEL ANGEL		
6	16:10:54.757	1:55.433	8	16:13:43.002	1:47.860	1	16:01:25.910	2:10.910
7	16:12:50.274	1:55.517	9	16:15:31.266	1:48.264	2	16:03:22.799	1:56.889
8	16:14:45.253	1:54.979	10	16:17:20.943	1:49.677	3	16:05:18.337	1:55.538
9	16:16:39.566	1:54.313	11	16:19:09.073	1:48.130	4	16:07:15.937	1:57.600
10	16:18:34.625	1:55.059	Nº44 MARTINEZ NAVARRO JOSE MIGUEL			5	16:09:10.522	1:54.585
Nº35 PERU BERAMENDI MARIO			1	16:01:39.690	2:24.690	6	16:11:06.093	1:55.571
1	16:01:18.804	2:03.804	2	16:03:54.856	2:15.166	7	16:13:00.698	1:54.605
2	16:03:10.502	1:51.698	3	16:06:11.903	2:17.047	8	16:14:55.335	1:54.637
3	16:05:02.509	1:52.007	4	16:08:34.460	2:22.557	9	16:16:50.329	1:54.994
4	16:06:55.093	1:52.584	5	16:10:50.482	2:16.022	10	16:18:45.446	1:55.117
5	16:08:47.998	1:52.905	6	16:13:07.202	2:16.720	Nº70 LORENTE FRAILE JOSE LUIS		
6	16:10:41.280	1:53.282	7	16:15:24.765	2:17.563	1	16:01:15.232	2:00.232
7	16:12:33.923	1:52.643	8	16:17:38.027	2:13.262	2	16:03:05.187	1:49.955
8	16:14:26.173	1:52.250	9	16:19:50.579	2:12.552	3	16:04:54.830	1:49.643
9	16:16:18.475	1:52.302	Nº46 IJALVA BARRASA ROBERTO			4	16:06:44.748	1:49.918
10	16:18:09.528	1:51.053	1	16:01:29.112	2:14.112	5	16:08:34.825	1:50.077
11	16:20:01.528	1:52.000	2	16:03:31.497	2:02.385	6	16:10:26.079	1:51.254





CCVC 80-SSP-SBK

Carrera (RACE) Análisis

Valor informativo. No Oficial

Vueltas	Formato Dia	Tiempo por vuelta	Vueltas	Formato Dia	Tiempo por vuelta	Vueltas	Formato Dia	Tiempo por vuelta	
7	16:12:15.854	1:49.775	3	16:04:46.884	1:47.881	6	16:09:40.264	1:42.995	
8	16:14:05.755	1:49.901	4	16:06:35.832	1:48.948	7	16:11:24.366	1:44.102	
9	16:15:55.744	1:49.989	5	16:08:24.663	1:48.831	8	16:13:07.577	1:43.211	
10	16:17:47.020	1:51.276	6	16:10:13.089	1:48.426	9	16:14:51.125	1:43.548	
11	16:19:37.195	1:50.175	7	16:12:01.324	1:48.235	10	16:16:34.248	1:43.123	
Nº72 ORTEGA PEREZ VICTOR			8	16:13:50.537	1:49.213	11	16:18:18.487	1:44.239	
1	16:01:20.566	2:05.566	9	16:15:40.058	1:49.521	Nº117 SERRA JORDI			
2	16:03:14.782	1:54.216	10	16:17:29.379	1:49.321	1	IN	16:01:40.093	2:25.093
3	16:05:07.306	1:52.524	11	16:19:18.981	1:49.602	Nº124 CORDERO SAN MIGUEL MIKEL			
4	16:07:00.055	1:52.749	Nº86 NAVARRO RAMIREZ JULIO J			1	16:01:27.012	2:12.012	
5	16:08:51.765	1:51.710	1	16:01:23.506	2:08.506	2	IN	16:04:33.892	3:06.880
6	16:10:44.831	1:53.066	2	16:03:19.854	1:56.348	Nº132 FEUTRIER ERIC			
7	16:12:37.252	1:52.421	3	16:05:17.155	1:57.301	1	16:01:29.413	2:14.413	
8	16:14:29.294	1:52.042	4	16:07:13.048	1:55.893	2	16:03:30.411	2:00.998	
9	16:16:21.151	1:51.857	5	16:09:10.040	1:56.992	3	16:05:32.205	2:01.794	
10	16:18:12.936	1:51.785	6	16:11:06.355	1:56.315	4	16:07:31.839	1:59.634	
11	16:20:05.796	1:52.860	7	16:13:02.314	1:55.959	5	16:09:31.488	1:59.649	
Nº73 MARTINEZ MARTIN FCO. JAVIER			8	16:14:55.674	1:53.360	6	16:11:31.741	2:00.253	
1	16:01:25.189	2:10.189	9	16:16:48.917	1:53.243	7	16:13:30.562	1:58.821	
2	16:03:21.667	1:56.478	10	16:18:43.592	1:54.675	8	16:15:29.688	1:59.126	
3	16:05:18.042	1:56.375	Nº96 ALBERO NAVARRO LUIS			9	16:17:29.805	2:00.117	
4	16:07:15.757	1:57.715	1	16:01:24.046	2:09.046	10	16:19:30.179	2:00.374	
5	16:09:11.585	1:55.828	2	16:03:19.341	1:55.295	Nº138 LLEDO SIGNES JOSE RAFAEL			
6	16:11:07.379	1:55.794	3	16:05:17.646	1:58.305	1	16:01:14.492	1:59.492	
7	16:13:04.214	1:56.835	4	16:07:17.718	2:00.072	2	16:03:06.022	1:51.530	
8	16:15:02.858	1:58.644	5	16:09:16.786	1:59.068	3	16:04:56.719	1:50.697	
9	16:17:02.160	1:59.302	6	16:11:15.587	1:58.801	4	16:06:48.914	1:52.195	
10	16:18:59.325	1:57.165	7	16:13:15.218	1:59.631	5	16:08:41.341	1:52.427	
Nº74 PERAZA GONZALEZ SERGIO ADRIAN			8	16:15:15.185	1:59.967	6	16:10:34.925	1:53.584	
1	16:01:15.962	2:00.962	9	16:17:14.804	1:59.619	7	16:12:31.090	1:56.165	
2	16:03:05.710	1:49.748	10	16:19:14.142	1:59.338	8	16:14:25.169	1:54.079	
3	16:04:57.411	1:51.701	Nº98 HERNANDEZ MARTINEZ JUANAN			9	16:16:17.151	1:51.982	
4	16:06:53.151	1:55.740	1	16:01:32.731	2:17.731	10	16:18:08.632	1:51.481	
Nº78 CORTO BLANCH DAVID			2	16:03:33.287	2:00.556	11	16:20:02.689	1:54.057	
1	16:01:14.227	1:59.227	3	16:05:34.797	2:01.510	Nº182 ARREGI URKAI UNAI			
2	16:03:04.159	1:49.932	4	16:07:36.355	2:01.558	1	16:01:17.161	2:02.161	
3	16:04:53.597	1:49.438	5	16:09:39.336	2:02.981	2	16:03:08.557	1:51.396	
4	16:06:43.843	1:50.246	6	16:11:42.912	2:03.576	3	16:04:58.900	1:50.343	
5	16:08:33.121	1:49.278	7	16:13:45.369	2:02.457	4	16:06:48.650	1:49.750	
6	16:10:22.583	1:49.462	8	16:15:48.694	2:03.325	5	16:08:35.871	1:47.221	
7	16:12:11.931	1:49.348	9	16:17:50.662	2:01.968	6	16:10:26.347	1:50.476	
8	16:14:01.713	1:49.782	10	16:19:53.603	2:02.941	7	16:12:15.669	1:49.322	
9	16:15:51.044	1:49.331	Nº99 SEGARRA CAPERA MANUEL			8	16:14:04.710	1:49.041	
10	16:17:40.503	1:49.459	1	16:01:04.888	1:49.888	9	16:15:53.482	1:48.772	
11	16:19:29.923	1:49.420	2	16:02:47.773	1:42.885	10	16:17:42.863	1:49.381	
Nº81 ALVAREZ RUIZ IVAN			3	16:04:30.919	1:43.146	11	16:19:34.544	1:51.681	
1	16:01:11.078	1:56.078	4	16:06:14.404	1:43.485	Nº634 URANGA GRANADOS RAFA			
2	16:02:59.003	1:47.925	5	16:07:57.269	1:42.865	1	16:01:16.596	2:01.596	





CCVC 80-SSP-SBK

Carrera (RACE) Análisis

Valor informativo. No Oficial

Vueltas	Formato Día	Tiempo por vuelta
2	16:03:06.771	1:50.175
3	16:04:57.092	1:50.321
4	16:06:47.461	1:50.369
5	16:08:37.450	1:49.989
6	16:10:28.217	1:50.767
7	16:12:15.818	1:47.601
8	16:14:03.604	1:47.786
9	16:15:51.593	1:47.989
10	16:17:40.442	1:48.849
11	16:19:29.477	1:49.035






CCVC 80-SSP-SBK

Carrera (RACE) Parrilla de Salida

14	132 FEUTRIER ERIC 2:01.235	124 CORDERO SAN MIGUEL MIKEL 2:05.995	44 MARTINEZ NAVARRO JOSE MIGUEL 2:14.589
13	98 HERNANDEZ MARTINEZ JUANAN 1:58.608	46 IJALVA BARRASA ROBERTO 1:58.638	54 CENTELLES BELTRAN JOSE 1:58.743
12	37 SANZ SOLER FRANCISCO JOSE 1:58.033	26 GARCIA GARCIA MIGUEL A. 1:58.249	24 VALERO ESCOBOSA JESUS 1:58.498
11	2 LOPEZ MATO OSCAR MARIO 1:56.464	55 GARCIA CRESPIN VICTOR M 1:56.652	11 SANCHEZ ALVAREZ FERMIN 1:56.873
10	86 NAVARRO RAMIREZ JULIO J 1:54.156	73 MARTINEZ MARTIN FCO. JAVIER 1:55.101	96 ALBERO NAVARRO LUIS 1:55.591
9	117 SERRA JORDI 1:52.660	13 ROBLES PEREZ MANEL 1:52.690	69 BARRERA FERRERO MIGUEL ANGEL 1:54.004
8	32 BELENGUER CORAR VICENTE 1:51.564	72 ORTEGA PEREZ VICTOR 1:52.072	12 DEKEYSER DANIL MARIUS 1:52.327
7	21 JAUSET AVELLA JORDI 1:50.660	35 PERU BERAMENDI MARIO 1:50.868	17 CASTRILLO CABEZAS DIEGO 1:50.998
6	138 LLEDO SIGNES JOSE RAFAEL 1:50.061	74 PERAZA GONZALEZ SERGIO ADRIAN 1:50.196	38 GIRONES JIMENEZ ALBERT 1:50.283
5	182 ARREGI URKAI UNAI 1:48.730	15 FERNANDEZ ALVAREZ JOSE ANTONIO 1:49.276	70 LORENTE FRAILE JOSE LUIS 1:49.813
4	78 CORTO BLANCH DAVID 1:48.092	29 MARCOS REDONDO DAVID 1:48.416	634 URANGA GRANADOS RAFA 1:48.720
3	41 ESPUÑA CISA JORDI 1:46.638	81 ALVAREZ RUIZ IVAN 1:46.911	20 FONT SEGUR JOAN 1:47.428
2	30 CARREIRA ABEL CARLOS 1:43.799	4 HERRERO FERNANDEZ ALFONSO 1:44.234	9 ROSA LARA JUAN C 1:46.010
1	99 SEGARRA CAPERA MANUEL 1:42.001	3 GARCIA DURANY JOAN 1:43.296	27 FERNANDEZ MARTIN ENRIQUE 1:43.364

POLE POSITION



Salida : 20/07 - 16:00 11 Total = 41.173 km

COPA DE ESPAÑA VELOCIDAD 18/07/2024

Página 1 / 1

Apex Timing GoRacing





CCVC 80-SSP-SBK

FUSION Q1+Q2 Resultados

Documento 3

Sujeto a escrutinio & investigaciones deportivas

Pos.	Nº	Piloto	Q1	Q2	Tiempo	Dif.	Clase	Total
1	99	SEGARRA CAPERA MANUEL	1:42.001	1:42.688	1:42.001		SBK 750 Classic	13
2	3	GARCIA DURANY JOAN	1:43.296	1:44.067	1:43.296	1.295	SBK 750 Classic	14
3	27	FERNANDEZ MARTIN ENRIQUE	1:44.844	1:43.364	1:43.364	1.363	SBK 750 Legends	18
4	30	CARREIRA ABEL CARLOS	1:43.799	Sin Tiempo	1:43.799	1.798	SBK 750 Legends	8
5	4	HERRERO FERNANDEZ ALFONSO	1:44.691	1:44.234	1:44.234	2.233	SSP 600 Legends	17
6	9	ROSA LARA JUAN C	1:46.820	1:46.010	1:46.010	4.009	SBK 750 Legends	21
7	41	ESPUÑA CISA JORDI	1:48.072	1:46.638	1:46.638	4.637	SSP 600 Legends	10
8	81	ALVAREZ RUIZ IVAN	1:47.239	1:46.911	1:46.911	4.910	SSP 600 Classic	16
9	20	FONT SEGUR JOAN	1:47.705	1:47.428	1:47.428	5.427	Classic SBK	17
10	78	CORTO BLANCH DAVID	1:48.092	1:49.891	1:48.092	6.091	Classic SBK	21
11	29	MARCOS REDONDO DAVID	1:50.075	1:48.416	1:48.416	6.415	SSP 600 Legends	21
12	634	URANGA GRANADOS RAFA	1:48.720	1:48.950	1:48.720	6.719	Classic SBK	18
13	182	ARREGI URKAI UNAI	1:48.730	1:49.417	1:48.730	6.729	Classic SSP	13
14	15	FERNANDEZ ALVAREZ JOSE ANTONIO	1:54.623	1:49.276	1:49.276	7.275	SSP 600 Legends	13
15	70	LORENTE FRAILE JOSE LUIS	1:49.813	1:49.820	1:49.813	7.812	Classic SBK	18
16	138	LLEDO SIGNES JOSE RAFAEL	1:50.061	1:51.048	1:50.061	8.060	SSP 600 Legends	16
17	74	PERAZA GONZALEZ SERGIO ADRIAN	1:50.254	1:50.196	1:50.196	8.195	SSP 600 Legends	20
18	38	GIRONES JIMENEZ ALBERT	1:50.283	1:50.421	1:50.283	8.282	SBK 750 Classic	17
19	21	JAUSET AVELLA JORDI	1:50.660	1:51.893	1:50.660	8.659	SSP 600 Legends	16
20	35	PERU BERAMENDI MARIO	1:52.082	1:50.868	1:50.868	8.867	SSP 600 Classic	18
21	17	CASTRILLO CABEZAS DIEGO	1:50.998	1:53.533	1:50.998	8.997	Classic 80	12
22	32	BELENQUER CORAR VICENTE	1:51.564	1:52.361	1:51.564	9.563	Classic SBK	12
23	72	ORTEGA PEREZ VICTOR	1:52.228	1:52.072	1:52.072	10.071	SSP 600 Classic	12
24	12	DEKEYSER DANIL MARIUS	1:53.364	1:52.327	1:52.327	10.326	SSP 750 Legends	22
25	224	MATILLA GOMEZ ABEL ANGEL	1:52.369	Sin Tiempo	1:52.369	10.368	Classic 80	6
26	117	SERRA JORDI	1:52.660	1:52.666	1:52.660	10.659	SSP 600 Legends	13
27	13	ROBLES PEREZ MANEL	1:52.690	1:53.314	1:52.690	10.689	Classic SSP	14
28	69	BARRERA FERRERO MIGUEL ANGEL	1:54.025	1:54.004	1:54.004	12.003	Classic 80	12
29	86	NAVARRO RAMIREZ JULIO J	1:56.322	1:54.156	1:54.156	12.155	SSP 600 Legends	16
30	73	MARTINEZ MARTIN FCO. JAVIER	1:56.410	1:55.101	1:55.101	13.100	Classic 80	21
31	96	ALBERO NAVARRO LUIS	1:55.591	1:58.505	1:55.591	13.590	Classic SSP	11
32	2	LOPEZ MATO OSCAR MARIO	1:57.355	1:56.464	1:56.464	14.463	Classic 80	13
33	55	GARCIA CRESPIAN VICTOR M	1:56.652	1:57.270	1:56.652	14.651	SSP 600 Classic	15
34	11	SANCHEZ ALVAREZ FERMIN	1:59.067	1:56.873	1:56.873	14.872	SSP 600 Legends	16
35	37	SANZ SOLER FRANCISCO JOSE	1:58.033	Sin Tiempo	1:58.033	16.032	SBK 750 Classic	6
36	26	GARCIA GARCIA MIGUEL A.	1:58.627	1:58.249	1:58.249	16.248	SSP 600 Classic	20
37	24	VALERO ESCOBOSA JESUS	2:00.077	1:58.498	1:58.498	16.497	SBK 750 Classic	18
38	98	HERNANDEZ MARTINEZ JUANAN	1:58.608	1:59.800	1:58.608	16.607	Classic SBK	20
39	46	IJALVA BARRASA ROBERTO	Sin Tiempo	1:58.638	1:58.638	16.637	SSP 600 Legends	6
40	54	CENTELLES BELTRAN JOSE	2:01.513	1:58.743	1:58.743	16.742	SSP 600 Legends	16
41	132	FEUTRIER ERIC	2:01.366	2:01.235	2:01.235	19.234	SSP 600 Classic	12
42	124	CORDERO SAN MIGUEL MIKEL	Sin Tiempo	2:05.995	2:05.995	23.994	SBK 750 Classic	3
43	64	NAVARRETE ESTEVEZ JOAN	2:11.305	-	2:11.305	29.304	SBK 750 Classic	7
44	44	MARTINEZ NAVARRO JOSE MIGUEL	2:14.589	2:17.761	2:14.589	32.588	SBK 750 Legends	6





CCVC 80-SSP-SBK

CRONOMETRADOS 2 (Q2)

Documento 2

Resultados

Sujeto a escrutinio & investigaciones deportivas

Pos.	Nº	Piloto	M. Vuelta	Dif.	Interv.	Km/h	Total	Clase	Tiempo
1	99	SEGARRA CAPERA MANUEL	1:42.688			131.22	2	SBK 750 Classic	6:51.346
2	27	FERNANDEZ MARTIN ENRIQUE	1:43.364	0.676	0.676	130.36	9	SBK 750 Legends	22:05.720
3	3	GARCIA DURANY JOAN	1:44.067	1.379	0.703	129.48	2	SBK 750 Classic	6:52.370
4	4	HERRERO FERNANDEZ ALFONSO	1:44.234	1.546	0.167	129.27	7	SSP 600 Legends	19:05.365
5	9	ROSA LARA JUAN C	1:46.010	3.322	1.776	127.11	10	SBK 750 Legends	20:32.624
6	41	ESPUÑA CISA JORDI	1:46.638	3.950	0.628	126.36	3	SSP 600 Legends	9:48.462
7	81	ALVAREZ RUIZ IVAN	1:46.911	4.223	0.273	126.04	7	SSP 600 Classic	19:44.589
8	20	FONT SEGUR JOAN	1:47.428	4.740	0.517	125.43	8	Classic SBK	20:21.552
9	29	MARCOS REDONDO DAVID	1:48.416	5.728	0.988	124.29	10	SSP 600 Legends	20:19.972
10	634	URANGA GRANADOS RAFA	1:48.950	6.262	0.534	123.68	8	Classic SBK	18:23.869
11	15	FERNANDEZ ALVAREZ JOSE ANTONIO	1:49.276	6.588	0.326	123.31	10	SSP 600 Legends	21:25.902
12	182	ARREGI URKAI UNAI	1:49.417	6.729	0.141	123.15	5	Classic SSP	14:03.791
13	70	LORENTE FRAILE JOSE LUIS	1:49.820	7.132	0.403	122.70	9	Classic SBK	20:59.320
14	78	CORTO BLANCH DAVID	1:49.891	7.203	0.071	122.62	9	Classic SBK	20:14.749
15	74	PERAZA GONZALEZ SERGIO ADRIAN	1:50.196	7.508	0.305	122.28	9	SSP 600 Legends	21:27.815
16	38	GIRONES JIMENEZ ALBERT	1:50.421	7.733	0.225	122.03	6	SBK 750 Classic	14:34.203
17	35	PERU BERAMENDI MARIO	1:50.868	8.180	0.447	121.54	8	SSP 600 Classic	21:32.840
18	138	LLEDO SIGNES JOSE RAFAEL	1:51.048	8.360	0.180	121.34	6	SSP 600 Legends	16:06.199
19	21	JAUSET AVELLA JORDI	1:51.893	9.205	0.845	120.43	9	SSP 600 Legends	20:19.084
20	72	ORTEGA PEREZ VICTOR	1:52.072	9.384	0.179	120.23	8	SSP 600 Classic	20:32.654
21	12	DEKEYSER DANIL MARIUS	1:52.327	9.639	0.255	119.96	10	SSP 750 Legends	21:35.827
22	32	BELENGUER CORAR VICENTE	1:52.361	9.673	0.034	119.92	7	Classic SBK	17:06.790
23	117	SERRA JORDI	1:52.666	9.978	0.305	119.60	6	SSP 600 Legends	20:26.855
24	13	ROBLES PEREZ MANEL	1:53.314	10.626	0.648	118.92	5	Classic SSP	13:35.359
25	17	CASTRILLO CABEZAS DIEGO	1:53.533	10.845	0.219	118.69	5	Classic 80	15:27.124
26	69	BARRERA FERRERO MIGUEL ANGEL	1:54.004	11.316	0.471	118.20	5	Classic 80	18:30.205
27	86	NAVARRO RAMIREZ JULIO J	1:54.156	11.468	0.152	118.04	6	SSP 600 Legends	16:38.299
28	73	MARTINEZ MARTIN FCO. JAVIER	1:55.101	12.413	0.945	117.07	9	Classic 80	21:34.495
29	2	LOPEZ MATO OSCAR MARIO	1:56.464	13.776	1.363	115.70	4	Classic 80	12:45.319
30	11	SANCHEZ ALVAREZ FERMIN	1:56.873	14.185	0.409	115.29	7	SSP 600 Legends	16:11.055
31	55	GARCIA CRESPIAN VICTOR M	1:57.270	14.582	0.397	114.90	6	SSP 600 Classic	14:36.718
32	26	GARCIA GARCIA MIGUEL A.	1:58.249	15.561	0.979	113.95	9	SSP 600 Classic	20:59.183
33	24	VALERO ESCOBOSA JESUS	1:58.498	15.810	0.249	113.71	7	SBK 750 Classic	17:47.751
34	96	ALBERO NAVARRO LUIS	1:58.505	15.817	0.007	113.71	5	Classic SSP	13:55.402
35	46	IJALVA BARRASA ROBERTO	1:58.638	15.950	0.133	113.58	6	SSP 600 Legends	15:04.081
36	54	CENTELLES BELTRAN JOSE	1:58.743	16.055	0.105	113.48	7	SSP 600 Legends	18:45.339
37	98	HERNANDEZ MARTINEZ JUANAN	1:59.800	17.112	1.057	112.48	8	Classic SBK	21:40.057
38	132	FEUTRIER ERIC	2:01.235	18.547	1.435	111.15	6	SSP 600 Classic	15:48.586
39	124	CORDERO SAN MIGUEL MIKEL	2:05.995	23.307	4.760	106.95	3	SBK 750 Classic	10:34.834
40	44	MARTINEZ NAVARRO JOSE MIGUEL	2:17.761	35.073	11.766	97.81	2	SBK 750 Legends	9:56.958

Tiempo Inicio : 20/07 - 12:49:59

M. Vuelta : N°99 SEGARRA CAPERA MANUEL

1:42.688 131.22 Km/h

Meteo : Soleado Aire : 33°C Pista : Seco

Evento Grabado : N°99 SEGARRA CAPERA MANUEL

1:42.001 132.10 Km/h





CCVC 80-SSP-SBK

CRONOMETRADOS 2 (Q2) Resultados

Documento 2

Sujeto a escrutinio & investigaciones deportivas

Pos.	Nº	Piloto	M. Vuelta	Dif.	Interv.	Km/h	Total	Clase	Tiempo
No Clasificados									
	30	CARREIRA ABEL CARLOS						SBK 750 Legends	
	37	SANZ SOLER FRANCISCO JOSE						SBK 750 Classic	
	224	MATILLA GOMEZ ABEL ANGEL						Classic 80	

Tiempo Inicio : 20/07 - 12:49:59

Meteo : Soleado Aire : 33°C Pista : Seco

M. Vuelta : N°99 SEGARRA CAPERA MANUEL 1:42.688 131.22 Km/h

Evento Grabado : N°99 SEGARRA CAPERA MANUEL 1:42.001 132.10 Km/h

COPA DE ESPAÑA VELOCIDAD 18/07/2024





CCVC 80-SSP-SBK

CRONOMETRADOS 2 (Q2) Análisis

Valor informativo. No Oficial

Vueltas	Formato	Día	Tiempo por vuelta	Vueltas	Formato	Día	Tiempo por vuelta	Vueltas	Formato	Día	Tiempo por vuelta
N°2 LOPEZ MATO OSCAR MARIO											
1		12:56:41.210	1:56.464	2		12:57:44.590	1:53.314	N°26	GARCIA GARCIA MIGUEL A.		
2		12:58:38.112	1:56.902	3		12:59:39.706	1:55.116	1		12:54:51.689	2:02.622
3		13:00:35.343	1:57.231	4		13:01:33.453	1:53.747	2		12:56:49.938	1:58.249
4	IN	13:02:44.760	2:09.417	5	IN	13:03:34.800	2:01.347	3		12:58:50.482	2:00.544
N°3 GARCIA DURANY JOAN											
1		12:55:01.594	1:44.067	N°15 FERNANDEZ ALVAREZ JOSE ANTONIO				4		13:00:51.119	2:00.637
2	IN	12:56:51.811	1:50.217	1		12:54:51.953	1:55.707	5		13:02:51.424	2:00.305
N°4 HERRERO FERNANDEZ ALFONSO											
1		12:56:27.455	1:45.804	2		12:56:43.687	1:51.734	6		13:04:50.498	1:59.074
2		12:59:04.524	2:37.069	3		12:58:34.939	1:51.252	7		13:06:51.516	2:01.018
3		13:01:23.032	2:18.508	4		13:00:25.872	1:50.933	8		13:08:49.800	1:58.284
4		13:03:24.304	2:01.272	5		13:02:15.752	1:49.880	9	IN	13:10:58.624	2:08.824
5		13:05:08.538	1:44.234	6		13:04:05.028	1:49.276	N°27 FERNANDEZ MARTIN ENRIQUE			
6		13:06:52.847	1:44.309	7		13:05:54.909	1:49.881	1		12:57:15.089	1:47.990
7	IN	13:09:04.806	2:11.959	8		13:07:44.900	1:49.991	2	IN	12:59:03.627	1:48.538
N°9 ROSA LARA JUAN C											
1		12:54:27.892	1:49.324	9		13:09:34.478	1:49.578	3		13:01:18.203	2:14.576
2		12:56:17.084	1:49.192	10		13:11:25.343	1:50.865	4		13:03:03.011	1:44.808
3		12:58:04.673	1:47.589	N°17 CASTRILLO CABEZAS DIEGO				5		13:04:47.607	1:44.596
4		12:59:51.435	1:46.762	1		12:57:47.561	1:56.164	6		13:06:31.859	1:44.252
5		13:01:38.315	1:46.880	2		12:59:41.094	1:53.533	7		13:08:16.003	1:44.144
6		13:03:26.088	1:47.773	3		13:01:35.425	1:54.331	8		13:09:59.367	1:43.364
7		13:05:12.161	1:46.073	4		13:03:29.565	1:54.140	9	IN	13:12:05.161	2:05.794
8		13:06:58.989	1:46.828	5	IN	13:05:26.565	1:57.000	N°29 MARCOS REDONDO DAVID			
9		13:08:46.055	1:47.066	N°20 FONT SEGUR JOAN				1		12:53:51.741	1:51.014
10		13:10:32.065	1:46.010	1		12:54:47.520	1:51.163	2		12:55:42.306	1:50.565
N°11 SANCHEZ ALVAREZ FERMIN											
1		12:54:14.147	1:59.533	2		12:56:36.210	1:48.690	3		12:57:32.591	1:50.285
2		12:56:13.933	1:59.786	3		12:58:24.304	1:48.094	4		12:59:23.369	1:50.778
3		12:58:11.787	1:57.854	4	IN	13:00:18.288	1:53.984	5		13:01:12.933	1:49.564
4		13:00:09.305	1:57.518	5		13:04:53.571	4:35.283	6		13:03:03.076	1:50.143
5		13:02:07.753	1:58.448	6		13:06:42.102	1:48.531	7		13:04:52.597	1:49.521
6		13:04:04.626	1:56.873	7		13:08:29.530	1:47.428	8		13:06:41.661	1:49.064
7	IN	13:06:10.496	2:05.870	8	IN	13:10:20.993	1:51.463	9		13:08:30.997	1:49.336
N°12 DEKEYSER DANIL MARIUS											
1		12:54:24.721	1:58.963	N°21 JAUSET AVELLA JORDI				10		13:10:19.413	1:48.416
2		12:56:19.042	1:54.321	1		12:54:29.790	1:53.170	N°32 BELENGUER CORAR VICENTE			
3		12:58:14.253	1:55.211	2		12:56:23.775	1:53.985	1		12:55:30.663	1:54.697
4		13:00:09.689	1:55.436	3		12:58:23.546	1:59.771	2		12:57:24.355	1:53.692
5		13:02:07.995	1:58.306	4		13:00:15.439	1:51.893	3		12:59:17.199	1:52.844
6		13:04:02.354	1:54.359	5		13:02:10.038	1:54.599	4		13:01:11.261	1:54.062
7		13:05:56.736	1:54.382	6		13:04:18.734	2:08.696	5		13:03:06.311	1:55.050
8		13:07:50.065	1:53.329	7		13:06:10.670	1:51.936	6		13:04:58.672	1:52.361
9		13:09:42.392	1:52.327	8		13:08:12.132	2:01.462	7	IN	13:07:06.231	2:07.559
10		13:11:35.268	1:52.876	9		13:10:18.525	2:06.393	N°35 PERU BERAMENDI MARIO			
N°13 ROBLES PEREZ MANEL											
1		12:55:51.276	1:55.861	N°24 VALERO ESCOBOSA JESUS				1		12:56:12.815	1:57.900
				1		12:55:35.308	2:04.829	2		12:58:04.573	1:51.758
				2		12:57:37.594	2:02.286	3		12:59:55.997	1:51.424
				3		12:59:39.221	2:01.627	4		13:01:47.346	1:51.349
				4		13:01:38.396	1:59.175	5		13:03:38.679	1:51.333
				5		13:03:37.786	1:59.390	6	IN	13:05:50.024	2:11.345
				6		13:05:36.284	1:58.498	7		13:09:41.413	3:51.389
				7	IN	13:07:47.192	2:10.908	8		13:11:32.281	1:50.868





CCVC 80-SSP-SBK

CRONOMETRADOS 2 (Q2) Análisis

Valor informativo. No Oficial

Vueltas	Formato	Día	Tiempo por vuelta	Vueltas	Formato	Día	Tiempo por vuelta	Vueltas	Formato	Día	Tiempo por vuelta
Nº38 GIRONES JIMENEZ ALBERT				Nº72 ORTEGA PEREZ VICTOR				Nº86 NAVARRO RAMIREZ JULIO J			
1		12:54:55.450	1:55.657	6		13:04:02.461	1:50.758	5		13:06:03.403	1:47.400
2		12:56:48.891	1:53.441	7		13:05:52.281	1:49.820	6		13:07:50.314	1:46.911
3		12:58:41.315	1:52.424	8	IN	13:08:06.007	2:13.726	7	IN	13:09:44.030	1:53.716
4		13:00:33.935	1:52.620	9		13:10:58.761	2:52.754	Nº96 ALBERO NAVARRO LUIS			
5		13:02:24.356	1:50.421	Nº73 MARTINEZ MARTIN FCO. JAVIER				1		12:55:50.732	2:02.492
6	IN	13:04:33.644	2:09.288	1		12:55:33.679	1:53.520	2		12:57:54.533	2:03.801
Nº41 ESPAÑA CISA JORDI				2		12:57:26.559	1:52.880	3		12:59:53.038	1:58.505
1		12:55:51.049	1:47.226	3		12:59:19.501	1:52.942	4		13:01:51.902	1:58.864
2		12:57:37.687	1:46.638	4		13:01:11.573	1:52.072	5	IN	13:03:54.843	2:02.941
3	IN	12:59:47.903	2:10.216	5		13:03:03.725	1:52.152	6	IN	13:07:30.696	4:15.650
Nº44 MARTINEZ NAVARRO JOSE MIGUEL				6	IN	13:04:59.678	1:55.953	7		13:09:30.496	1:59.800
1		12:57:25.930	2:17.761	7		13:08:36.645	3:36.967	8	IN	13:11:39.498	2:09.002
2	IN	12:59:56.399	2:30.469	8	IN	13:10:32.095	1:55.450	Nº99 SEGARRA CAPERA MANUEL			
Nº46 IJALVA BARRASA ROBERTO				Nº74 PERAZA GONZALEZ SERGIO ADRIAN				Nº117 SERRA JORDI			
1		12:54:57.078	2:03.171	1		12:53:54.482	1:53.139	1		12:54:31.871	1:53.254
2		12:56:55.716	1:58.638	2		12:58:04.130	1:55.633	2		12:56:25.845	1:53.974
3		12:58:55.551	1:59.835	3		12:59:59.675	1:55.545	3		12:58:18.638	1:52.793
4		13:00:55.497	1:59.946	4		13:01:54.776	1:55.101	4		13:00:11.304	1:52.666
5		13:02:55.190	1:59.693	5		13:03:51.052	1:56.276	5	IN	13:02:11.841	2:00.537
6	IN	13:05:03.522	2:08.332	6		13:05:46.799	1:55.747	6	IN	13:10:26.296	8:14.455
Nº54 CENTELLES BELTRAN JOSE				7		13:07:43.060	1:56.261	Nº124 CORDERO SAN MIGUEL MIKEL			
1		12:56:32.158	2:02.186	8		13:09:38.374	1:55.314	1		12:56:17.153	2:06.144
2		12:58:34.034	2:01.876	9		13:11:33.936	1:55.562	2	IN	12:58:23.148	2:05.995
3		13:00:34.214	2:00.180	Nº78 CORTO BLANCH DAVID				3	IN	13:00:34.275	2:11.127
4		13:02:32.957	1:58.743	1		12:55:27.747	1:54.927	Nº132 FEUTRIER ERIC			
5		13:04:32.312	1:59.355	2		12:57:19.757	1:52.010	1		12:55:28.088	2:01.684
6		13:06:33.466	2:01.154	3		12:59:09.648	1:49.891	2		12:57:29.475	2:01.387
7	IN	13:08:44.780	2:11.314	4		13:01:01.035	1:51.387	3		12:59:32.194	2:02.719
Nº55 GARCIA CRESPIN VICTOR M				5		13:02:51.740	1:50.705	4		13:01:33.429	2:01.235
1		12:54:25.989	1:58.412	6		13:04:41.639	1:49.899	5		13:03:34.788	2:01.359
2		12:56:24.447	1:58.458	7		13:06:33.008	1:51.369	6	IN	13:05:48.027	2:13.239
3		12:58:21.717	1:57.270	8		13:08:23.120	1:50.112	Nº138 LLEDO SIGNES JOSE RAFAEL			
4		13:00:19.770	1:58.053	9		13:10:14.190	1:51.070	1		12:56:18.183	1:53.861
5		13:02:17.907	1:58.137	Nº81 ALVAREZ RUIZ IVAN							
6	IN	13:04:36.159	2:18.252	1		12:56:50.734	1:47.629				
Nº69 BARRERA FERRERO MIGUEL ANGEL				2		12:58:44.993	1:54.259				
1		13:00:38.472	1:55.273	3	IN	13:00:36.329	1:51.336				
2		13:02:33.845	1:55.373	4		13:04:16.003	3:39.674				
3		13:04:29.558	1:55.713								
4		13:06:23.562	1:54.004								
5	IN	13:08:29.646	2:06.084								
Nº70 LORENTE FRAILE JOSE LUIS											
1		12:54:49.307	1:52.736								
2		12:56:39.958	1:50.651								
3		12:58:30.713	1:50.755								
4		13:00:21.082	1:50.369								
5		13:02:11.703	1:50.621								





CCVC 80-SSP-SBK

CRONOMETRADOS 2 (Q2) Análisis

Valor informativo. No Oficial

Vueltas	Formato Día	Tiempo por vuelta
2	12:58:10.373	1:52.190
3	13:00:01.421	1:51.048
4	13:01:53.787	1:52.366
5	13:03:49.524	1:55.737
6 IN	13:06:05.640	2:16.116

Nº182 ARREGI URKAI UNAI

1	12:55:53.998	1:49.417
2	12:57:45.036	1:51.038
3	12:59:37.865	1:52.829
4	13:01:28.117	1:50.252
5 IN	13:04:03.232	2:35.115

Nº634 URANGA GRANADOS RAFA

1	12:55:27.115	1:55.242
2	12:57:18.920	1:51.805
3	12:59:08.542	1:49.622
4	13:00:59.247	1:50.705
5	13:02:49.218	1:49.971
6	13:04:38.168	1:48.950
7	13:06:27.451	1:49.283
8 IN	13:08:23.310	1:55.859





CCVC 80-SSP-SBK

CRONOMETRADOS 1 (Q1)

Documento 1

Resultados

Sujeto a escrutinio & investigaciones deportivas

Pos.	Nº	Piloto	M. Vuelta	Dif.	Interv.	Km/h	Total	Clase	Tiempo
1	99	SEGARRA CAPERA MANUEL	1:42.001			132.10	11	SBK 750 Classic	25:13.159
2	3	GARCIA DURANY JOAN	1:43.296	1.295	1.295	130.45	12	SBK 750 Classic	26:25.214
3	30	CARREIRA ABEL CARLOS	1:43.799	1.798	0.503	129.82	8	SBK 750 Legends	17:52.352
4	4	HERRERO FERNANDEZ ALFONSO	1:44.691	2.690	0.892	128.71	10	SSP 600 Legends	23:00.577
5	27	FERNANDEZ MARTIN ENRIQUE	1:44.844	2.843	0.153	128.52	9	SBK 750 Legends	20:03.317
6	9	ROSA LARA JUAN C	1:46.820	4.819	1.976	126.14	11	SBK 750 Legends	25:09.530
7	81	ALVAREZ RUIZ IVAN	1:47.239	5.238	0.419	125.65	9	SSP 600 Classic	20:24.319
8	20	FONT SEGUR JOAN	1:47.705	5.704	0.466	125.11	9	Classic SBK	21:21.972
9	41	ESPUÑA CISA JORDI	1:48.072	6.071	0.367	124.68	7	SSP 600 Legends	18:14.424
10	78	CORTO BLANCH DAVID	1:48.092	6.091	0.020	124.66	12	Classic SBK	25:16.702
11	634	URANGA GRANADOS RAFA	1:48.720	6.719	0.628	123.94	10	Classic SBK	21:30.460
12	182	ARREGI URKAI UNAI	1:48.730	6.729	0.010	123.93	8	Classic SSP	17:52.781
13	70	LORENTE FRAILE JOSE LUIS	1:49.813	7.812	1.083	122.71	9	Classic SBK	26:20.744
14	138	LLEDO SIGNES JOSE RAFAEL	1:50.061	8.060	0.248	122.43	10	SSP 600 Legends	21:35.650
15	29	MARCOS REDONDO DAVID	1:50.075	8.074	0.014	122.41	11	SSP 600 Legends	23:03.384
16	74	PERAZA GONZALEZ SERGIO ADRIAN	1:50.254	8.253	0.179	122.22	11	SSP 600 Legends	25:26.975
17	38	GIRONES JIMENEZ ALBERT	1:50.283	8.282	0.029	122.18	11	SBK 750 Classic	25:09.217
18	21	JAUSET AVELLA JORDI	1:50.660	8.659	0.377	121.77	7	SSP 600 Legends	16:53.936
19	17	CASTRILLO CABEZAS DIEGO	1:50.998	8.997	0.338	121.40	7	Classic 80	15:58.923
20	32	BELENGUER CORAR VICENTE	1:51.564	9.563	0.566	120.78	5	Classic SBK	11:41.854
21	35	PERU BERAMENDI MARIO	1:52.082	10.081	0.518	120.22	10	SSP 600 Classic	26:10.710
22	72	ORTEGA PEREZ VICTOR	1:52.228	10.227	0.146	120.07	4	SSP 600 Classic	10:52.378
23	224	MATILLA GOMEZ ABEL ANGEL	1:52.369	10.368	0.141	119.92	6	Classic 80	14:24.638
24	117	SERRA JORDI	1:52.660	10.659	0.291	119.61	7	SSP 600 Legends	25:26.616
25	13	ROBLES PEREZ MANEL	1:52.690	10.689	0.030	119.57	9	Classic SSP	21:32.642
26	12	DEKEYSER DANIL MARIUS	1:53.364	11.363	0.674	118.86	12	SSP 750 Legends	25:25.784
27	69	BARRERA FERRERO MIGUEL ANGEL	1:54.025	12.024	0.661	118.17	7	Classic 80	17:06.141
28	15	FERNANDEZ ALVAREZ JOSE ANTONIO	1:54.623	12.622	0.598	117.56	3	SSP 600 Legends	8:07.786
29	96	ALBERO NAVARRO LUIS	1:55.591	13.590	0.968	116.57	6	Classic SSP	14:52.373
30	86	NAVARRO RAMIREZ JULIO J	1:56.322	14.321	0.731	115.84	10	SSP 600 Legends	23:06.087
31	73	MARTINEZ MARTIN FCO. JAVIER	1:56.410	14.409	0.088	115.75	12	Classic 80	26:39.218
32	55	GARCIA CRESPIAN VICTOR M	1:56.652	14.651	0.242	115.51	9	SSP 600 Classic	20:25.602
33	2	LOPEZ MATO OSCAR MARIO	1:57.355	15.354	0.703	114.82	9	Classic 80	21:08.174
34	37	SANZ SOLER FRANCISCO JOSE	1:58.033	16.032	0.678	114.16	6	SBK 750 Classic	14:33.786
35	98	HERNANDEZ MARTINEZ JUANAN	1:58.608	16.607	0.575	113.61	12	Classic SBK	26:58.939
36	26	GARCIA GARCIA MIGUEL A.	1:58.627	16.626	0.019	113.59	11	SSP 600 Classic	25:32.948
37	11	SANCHEZ ALVAREZ FERMIN	1:59.067	17.066	0.440	113.17	9	SSP 600 Legends	21:21.239
38	24	VALERO ESCOBOSA JESUS	2:00.077	18.076	1.010	112.22	11	SBK 750 Classic	25:34.740
39	132	FEUTRIER ERIC	2:01.366	19.365	1.289	111.03	6	SSP 600 Classic	15:25.559
40	54	CENTELLES BELTRAN JOSE	2:01.513	19.512	0.147	110.89	9	SSP 600 Legends	21:46.157
41	64	NAVARRETE ESTEVEZ JOAN	2:11.305	29.304	9.792	102.62	7	SBK 750 Classic	18:21.446

Tiempo Inicio : 20/07 - 09:30:01

M. Vuelta : Nº99 SEGARRA CAPERA MANUEL

1:42.001 132.10 Km/h

COPA DE ESPAÑA VELOCIDAD 18/07/2024

Página 1 / 2

Apex Timing GoRacing





CCVC 80-SSP-SBK

CRONOMETRADOS 1 (Q1)

Documento 1

Resultados

Sujeto a escrutinio & investigaciones deportivas

Pos.	Nº	Piloto	M. Vuelta	Dif.	Interv.	Km/h	Total	Clase	Tiempo
42	44	MARTINEZ NAVARRO JOSE MIGUEL	2:14.589	32.588	3.284	100.12	4	SBK 750 Legends	12:09.554
No Clasificados									
	46	IJALVA BARRASA ROBERTO						SSP 600 Legends	
	124	CORDERO SAN MIGUEL MIKEL						SBK 750 Classic	

Tiempo Inicio : 20/07 - 09:30:01

M. Vuelta : Nº99 SEGARRA CAPERA MANUEL

1:42.001 132.10 Km/h

COPA DE ESPAÑA VELOCIDAD 18/07/2024

Página 2 / 2

Apex Timing GoRacing





CCVC 80-SSP-SBK

CRONOMETRADOS 1 (Q1) Análisis

Valor informativo. No Oficial

Vueltas	Formato	Día	Tiempo por vuelta	Vueltas	Formato	Día	Tiempo por vuelta	Vueltas	Formato	Día	Tiempo por vuelta
N°2 LOPEZ MATO OSCAR MARIO											
1		9:34:52.511	2:04.571	2		9:37:07.406	2:03.681	5	IN	9:42:29.947	1:52.347
2		9:36:53.943	2:01.432	3		9:39:10.344	2:02.938	6		9:45:46.174	3:16.227
3		9:38:52.769	1:58.826	4		9:41:09.523	1:59.179	7		9:47:34.799	1:48.625
4		9:40:51.625	1:58.856	5		9:43:09.836	2:00.313	8		9:49:22.504	1:47.705
5		9:42:49.553	1:57.928	6		9:45:08.903	1:59.067	9	IN	9:51:23.703	2:01.199
6		9:44:47.482	1:57.929	7		9:47:10.168	2:01.265	N°21 JAUSET AVELLA JORDI			
7		9:46:45.875	1:58.393	8		9:49:09.608	1:59.440	1		9:35:37.237	1:53.150
8		9:48:43.230	1:57.355	9	IN	9:51:22.970	2:13.362	2		9:37:29.937	1:52.700
9	IN	9:51:09.905	2:26.675	N°12 DEKEYSER DANIL MARIUS				3		9:39:20.597	1:50.660
N°3 GARCIA DURANY JOAN								4		9:41:14.906	1:54.309
1		9:34:36.372	1:46.815	1		9:34:22.318	1:58.512	5		9:43:07.552	1:52.646
2		9:36:20.370	1:43.998	2		9:36:19.486	1:57.168	6		9:44:58.822	1:51.270
3		9:38:04.323	1:43.953	3		9:38:15.799	1:56.313	7	IN	9:46:55.667	1:56.845
4	IN	9:40:04.941	2:00.618	4		9:40:11.140	1:55.341	N°24 VALERO ESCOBOSA JESUS			
5		9:43:40.165	3:35.224	5		9:42:05.773	1:54.633	1		9:35:02.011	2:09.175
6		9:45:28.349	1:48.184	6		9:44:01.152	1:55.379	2		9:37:06.918	2:04.907
7	IN	9:47:25.858	1:57.509	7		9:45:55.642	1:54.490	3		9:39:10.570	2:03.652
8		9:49:31.075	2:05.217	8		9:47:49.461	1:53.819	4		9:41:14.940	2:04.370
9		9:51:15.752	1:44.677	9		9:49:44.066	1:54.605	5		9:43:16.267	2:01.327
10		9:53:00.186	1:44.434	10		9:51:37.430	1:53.364	6		9:45:17.998	2:01.731
11		9:54:43.649	1:43.463	11		9:53:33.209	1:55.779	7		9:47:18.621	2:00.623
12		9:56:26.945	1:43.296	12		9:55:27.515	1:54.306	8		9:49:18.698	2:00.077
N°4 HERRERO FERNANDEZ ALFONSO								9		9:51:22.064	2:03.366
1		9:35:09.326	1:46.126	N°13 ROBLES PEREZ MANEL				10		9:53:22.288	2:00.224
2		9:37:00.824	1:51.498	1		9:35:41.273	2:02.992	11	IN	9:55:36.471	2:14.183
3		9:38:47.467	1:46.643	2		9:37:36.905	1:55.632	N°26 GARCIA GARCIA MIGUEL A.			
4		9:40:33.250	1:45.783	3		9:39:33.744	1:56.839	1		9:35:28.433	2:04.800
5		9:42:42.063	2:08.813	4		9:41:26.434	1:52.690	2		9:37:31.688	2:03.255
6		9:44:43.375	2:01.312	5		9:43:23.601	1:57.167	3		9:39:33.735	2:02.047
7		9:46:28.066	1:44.691	6		9:45:18.512	1:54.911	4		9:41:36.091	2:02.356
8		9:48:12.986	1:44.920	7		9:47:12.859	1:54.347	5		9:43:36.833	2:00.742
9		9:50:58.414	2:45.428	8		9:49:11.368	1:58.509	6		9:45:37.075	2:00.242
10	IN	9:53:02.308	2:03.894	9	IN	9:51:34.373	2:23.005	7		9:47:36.191	1:59.116
N°9 ROSA LARA JUAN C								8		9:49:34.818	1:58.627
1		9:34:43.031	1:53.455	N°15 FERNANDEZ ALVAREZ JOSE ANTONIO				9		9:51:33.850	1:59.032
2		9:36:33.303	1:50.272	1		9:34:18.190	1:56.042	10		9:53:34.446	2:00.596
3		9:38:22.965	1:49.662	2		9:36:12.813	1:54.623	11		9:55:34.679	2:00.233
4	IN	9:40:19.455	1:56.490	3	IN	9:38:09.517	1:56.704	N°27 FERNANDEZ MARTIN ENRIQUE			
5		9:44:23.998	4:04.543	N°17 CASTRILLO CABEZAS DIEGO				1		9:35:03.104	1:52.474
6		9:46:12.624	1:48.626	1		9:34:38.048	1:58.387	2	IN	9:36:54.145	1:51.041
7		9:47:59.789	1:47.165	2		9:36:31.722	1:53.674	3		9:39:23.884	2:29.739
8		9:49:46.609	1:46.820	3		9:38:25.184	1:53.462	4		9:41:13.518	1:49.634
9		9:51:36.282	1:49.673	4		9:40:18.668	1:53.484	5		9:42:58.970	1:45.452
10		9:53:24.407	1:48.125	5		9:42:11.718	1:53.050	6		9:44:44.203	1:45.233
11		9:55:11.261	1:46.854	6		9:44:02.716	1:50.998	7		9:46:29.310	1:45.107
N°11 SANCHEZ ALVAREZ FERMIN				7	IN	9:46:00.654	1:57.938	8		9:48:14.154	1:44.844
1		9:35:03.725	2:09.100	N°20 FONT SEGUR JOAN				9	IN	9:50:05.048	1:50.894
				1		9:35:08.026	1:52.394				
				2		9:36:59.712	1:51.686				
				3		9:38:49.658	1:49.946				
				4		9:40:37.600	1:47.942				





CCVC 80-SSP-SBK

CRONOMETRADOS 1 (Q1) Análisis

Valor informativo. No Oficial

Vueltas	Formato Dia	Tiempo por vuelta	Vueltas	Formato Dia	Tiempo por vuelta	Vueltas	Formato Dia	Tiempo por vuelta		
N°29 MARCOS REDONDO DAVID										
1	9:34:10.504	1:51.742	3	9:38:39.800	1:51.930	6	9:46:11.116	2:11.305		
2	9:36:01.989	1:51.485	4	9:40:33.696	1:53.896	7	9:48:23.177	2:12.061		
3	9:37:53.538	1:51.549	5	9:42:25.317	1:51.621	N°69 BARRERA FERRERO MIGUEL ANGEL				
4	9:39:44.048	1:50.510	6	9:44:15.600	1:50.283	1	9:35:12.334	2:11.062		
5	9:41:35.911	1:51.863	7	IN	9:46:12.569	1:56.969	2	9:37:12.413	2:00.079	
6	9:43:30.464	1:54.553	8	9:49:14.154	3:01.585	3	9:39:11.861	1:59.448		
7	9:45:21.642	1:51.178	9	9:51:05.362	1:51.208	4	9:41:10.376	1:58.515		
8	9:47:12.414	1:50.772	10	9:52:56.726	1:51.364	5	9:43:07.721	1:57.345		
9	9:49:03.184	1:50.770	11	IN	9:55:10.948	2:14.222	6	9:45:01.746	1:54.025	
10	9:50:53.259	1:50.075	N°41 ESPUÑA CISA JORDI			7	IN	9:47:07.872	2:06.126	
11	IN	9:53:05.115	1	9:35:05.745	1:50.812	N°70 LORENTE FRAILE JOSE LUIS				
N°30 CARREIRA ABEL CARLOS			2	9:36:56.117	1:50.372	1	9:35:35.524	1:51.920		
1	9:33:58.391	1:45.478	3	9:38:48.021	1:51.904	2	9:37:26.279	1:50.755		
2	9:35:42.853	1:44.462	4	9:40:36.093	1:48.072	3	9:39:18.051	1:51.772		
3	IN	9:37:46.012	5	IN	9:42:47.671	2:11.578	4	IN	9:41:21.576	2:03.525
4	9:40:44.614	2:58.602	6	9:46:23.077	3:35.406	5	9:48:40.363	7:18.787		
5	9:42:28.802	1:44.188	7	IN	9:48:16.155	1:53.078	6	9:50:30.614	1:50.251	
6	9:44:13.361	1:44.559	N°44 MARTINEZ NAVARRO JOSE MIGUEL			7	9:52:20.638	1:50.024		
7	9:45:57.160	1:43.799	1	9:35:08.564	2:16.569	8	9:54:10.451	1:49.813		
8	IN	9:47:54.083	2	9:37:23.153	2:14.589	9	IN	9:56:22.475	2:12.024	
N°32 BELENGUER CORAR VICENTE			3	9:39:38.386	2:15.233	N°72 ORTEGA PEREZ VICTOR				
1	9:34:08.665	1:51.564	4	IN	9:42:11.285	2:32.899	1	9:35:15.117	1:53.335	
2	9:36:01.376	1:52.711	N°54 CENTELLES BELTRAN JOSE			2	9:37:08.490	1:53.373		
3	9:37:54.650	1:53.274	1	9:35:07.599	2:11.688	3	9:39:00.718	1:52.228		
4	9:39:46.507	1:51.857	2	9:37:12.060	2:04.461	4	9:40:54.109	1:53.391		
5	IN	9:41:43.585	3	9:39:16.410	2:04.350	N°73 MARTINEZ MARTIN FCO. JAVIER				
N°35 PERU BERAMENDI MARIO			4	9:41:19.590	2:03.180	1	9:35:01.450	2:05.131		
1	9:36:36.670	1:53.227	5	9:43:23.407	2:03.817	2	9:37:01.281	1:59.831		
2	9:38:30.047	1:53.377	6	9:45:27.703	2:04.296	3	9:38:59.761	1:58.480		
3	9:40:23.381	1:53.334	7	9:47:30.029	2:02.326	4	9:40:59.216	1:59.455		
4	9:42:16.892	1:53.511	8	9:49:31.542	2:01.513	5	9:42:57.770	1:58.554		
5	IN	9:44:16.195	9	IN	9:51:47.888	2:16.346	6	9:44:54.180	1:56.410	
6	9:48:42.397	4:26.202	N°55 GARCIA CRESPIN VICTOR M			7	9:46:51.272	1:57.092		
7	9:50:34.479	1:52.082	1	9:34:43.252	1:58.968	8	9:48:48.661	1:57.389		
8	9:52:27.060	1:52.581	2	9:36:40.356	1:57.104	9	9:50:46.686	1:58.025		
9	9:54:19.614	1:52.554	3	9:38:37.348	1:56.992	10	9:52:44.399	1:57.713		
10	9:56:12.441	1:52.827	4	9:40:35.826	1:58.478	11	9:54:43.785	1:59.386		
N°37 SANZ SOLER FRANCISCO JOSE			5	9:42:34.409	1:58.583	12	9:56:40.949	1:57.164		
1	9:34:21.829	1:58.659	6	9:44:31.203	1:56.794	N°74 PERAZA GONZALEZ SERGIO ADRIAN				
2	9:36:20.090	1:58.261	7	9:46:30.139	1:58.936	1	9:34:11.685	1:52.725		
3	9:38:18.205	1:58.115	8	9:48:26.791	1:56.652	2	9:36:02.593	1:50.908		
4	9:40:16.238	1:58.033	9	IN	9:50:27.333	2:00.542	3	9:37:54.205	1:51.612	
5	9:42:26.757	2:10.519	N°64 NAVARRETE ESTEVEZ JOAN			4	9:39:44.459	1:50.254		
6	IN	9:44:35.517	1	9:35:05.661	2:18.697	5	9:41:36.824	1:52.365		
N°38 GIRONES JIMENEZ ALBERT			2	9:37:21.590	2:15.929	6	9:43:29.907	1:53.083		
1	9:34:54.337	2:00.121	3	9:39:35.620	2:14.030	7	9:45:21.058	1:51.151		
2	9:36:47.870	1:53.533	4	9:41:47.917	2:12.297	8	IN	9:47:18.560	1:57.502	
			5	9:43:59.811	2:11.894	9	9:51:46.469	4:27.909		





CCVC 80-SSP-SBK

CRONOMETRADOS 1 (Q1) Análisis

Valor informativo. No Oficial

Vueltas	Formato	Día	Tiempo por vuelta	Vueltas	Formato	Día	Tiempo por vuelta	Vueltas	Formato	Día	Tiempo por vuelta
10		9:53:37.794	1:51.325	5		9:42:59.038	2:01.691	2		9:36:30.081	1:53.004
11		9:55:28.706	1:50.912	6		9:44:59.657	2:00.619	3		9:38:21.752	1:51.671
Nº78 CORTO BLANCH DAVID				7		9:47:01.065	2:01.408	4		9:40:12.900	1:51.148
1		9:35:02.065	2:02.901	8		9:49:01.838	2:00.773	5		9:42:05.581	1:52.681
2		9:36:53.992	1:51.927	9		9:51:02.323	2:00.485	6		9:43:58.337	1:52.756
3		9:38:44.728	1:50.736	10		9:53:02.490	2:00.167	7		9:45:47.067	1:48.730
4		9:40:35.843	1:51.115	11		9:55:02.062	1:59.572	8	IN	9:47:54.512	2:07.445
5		9:42:26.810	1:50.967	12		9:57:00.670	1:58.608	Nº224 MATILLA GOMEZ ABEL ANGEL			
6		9:44:16.541	1:49.731	Nº99 SEGARRA CAPERA MANUEL				1		9:34:40.342	2:01.095
7		9:46:07.921	1:51.380	1		9:34:33.931	1:45.992	2		9:36:33.081	1:52.739
8		9:47:57.266	1:49.345	2		9:36:17.517	1:43.586	3		9:38:25.481	1:52.400
9		9:49:45.358	1:48.092	3		9:38:00.735	1:43.218	4		9:40:17.850	1:52.369
10		9:51:35.288	1:49.930	4	IN	9:40:03.717	2:02.982	5		9:42:11.404	1:53.554
11		9:53:28.413	1:53.125	5		9:43:39.340	3:35.623	6	IN	9:44:26.369	2:14.965
12		9:55:18.433	1:50.020	6	IN	9:45:30.016	1:50.676	Nº634 URANGA GRANADOS RAFA			
Nº81 ALVAREZ RUIZ IVAN				7		9:48:00.284	2:30.268	1		9:34:36.522	1:56.208
1		9:34:04.934	1:48.167	8		9:49:43.813	1:43.529	2		9:36:29.786	1:53.264
2	IN	9:35:57.674	1:52.740	9		9:51:26.824	1:43.011	3		9:38:21.500	1:51.714
3		9:39:29.375	3:31.701	10		9:53:08.825	1:42.001	4		9:40:12.307	1:50.807
4		9:41:18.351	1:48.976	11	IN	9:55:14.890	2:06.065	5		9:42:05.729	1:53.422
5		9:43:08.422	1:50.071	Nº117 SERRA JORDI				6		9:43:58.007	1:52.278
6		9:44:57.095	1:48.673	1		9:35:54.915	1:56.126	7		9:45:47.355	1:49.348
7		9:46:44.334	1:47.239	2		9:37:49.902	1:54.987	8		9:47:36.075	1:48.720
8		9:48:32.059	1:47.725	3		9:39:43.602	1:53.700	9		9:49:24.893	1:48.818
9	IN	9:50:26.050	1:53.991	4		9:41:39.475	1:55.873	10	IN	9:51:32.191	2:07.298
Nº86 NAVARRO RAMIREZ JULIO J				5	IN	9:43:40.845	2:01.370				
1		9:35:09.070	2:09.708	6		9:53:35.687	9:54.842				
2		9:37:13.190	2:04.120	7		9:55:28.347	1:52.660				
3		9:39:15.845	2:02.655	Nº132 FEUTRIER ERIC							
4		9:41:14.968	1:59.123	1		9:35:04.738	2:09.468				
5		9:43:12.667	1:57.699	2		9:37:07.911	2:03.173				
6		9:45:10.302	1:57.635	3		9:39:11.455	2:03.544				
7		9:47:09.569	1:59.267	4		9:41:14.013	2:02.558				
8		9:49:05.891	1:56.322	5		9:43:15.379	2:01.366				
9		9:51:02.407	1:56.516	6	IN	9:45:27.290	2:11.911				
10	IN	9:53:07.818	2:05.411	Nº138 LLEDO SIGNES JOSE RAFAEL							
Nº96 ALBERO NAVARRO LUIS				1		9:34:16.554	1:54.279				
1		9:35:04.489	2:05.435	2		9:36:08.710	1:52.156				
2		9:37:02.176	1:57.687	3		9:38:01.384	1:52.674				
3		9:38:58.103	1:55.927	4		9:39:53.331	1:51.947				
4		9:40:53.694	1:55.591	5		9:41:45.028	1:51.697				
5		9:42:51.383	1:57.689	6		9:43:36.577	1:51.549				
6	IN	9:44:54.104	2:02.721	7		9:45:27.139	1:50.562				
Nº98 HERNANDEZ MARTINEZ JUANAN				8		9:47:17.200	1:50.061				
1		9:34:50.812	2:03.563	9		9:49:12.263	1:55.063				
2		9:36:53.832	2:03.020	10	IN	9:51:37.381	2:25.118				
3		9:38:55.624	2:01.792	Nº182 ARREGI URKAI UNAI							
4		9:40:57.347	2:01.723	1		9:34:37.077	1:56.417				





CCVC 80-SSP-SBK Lista de Inscritos (46 Pilotos)

Nº	Piloto	Equipo	Moto	Clase
2	LOPEZ MATO OSCAR MARIO	A.M.L.	GUZZI	Classic 80
3	GARCIA DURANY JOAN	Escuderia Osona	YAMAHA	SBK 750 Classic
4	HERRERO FERNANDEZ ALFONSO	MC Puch Asturias	HONDA	SSP 600 Legends
9	ROSA LARA JUAN C	Mc Tarragona	YAMAHA	SBK 750 Legends
11	SANCHEZ ALVAREZ FERMIN	A.E.M.A.	HONDA	SSP 600 Legends
12	DEKEYSER DANIL MARIUS		DUCATI	SSP 750 Legends
13	ROBLES PEREZ MANEL	RACC	HONDA	Classic SSP
15	FERNANDEZ ALVAREZ JOSE ANTONIO	MC Bañezano	HONDA	SSP 600 Legends
17	CASTRILLO CABEZAS DIEGO	MC Bañezano	KAWASAKI	Classic 80
20	FONT SEGUR JOAN		GUZZI	Classic SBK
21	JAUSET AVELLA JORDI		DUCATI	SSP 600 Legends
24	VALERO ESCOBOSA JESUS	Penya Motorista Barc	YAMAHA	SBK 750 Classic
26	GARCIA GARCIA MIGUEL A.		HONDA	SSP 600 Classic
27	FERNANDEZ MARTIN ENRIQUE	AEMA	DUCATI	SBK 750 Legends
29	MARCOS REDONDO DAVID	A.E.M.A.	YAMAHA	SSP 600 Legends
30	CARREIRA ABEL CARLOS	A.M.L.	DUCATI	SBK 750 Legends
32	BELENGUER CORAR VICENTE	CM ARNAU RACING	SUZUKI	Classic SBK
35	PERU BERAMENDI MARIO		HONDA	SSP 600 Classic
37	SANZ SOLER FRANCISCO JOSE	Malaga Moto Club	YAMAHA	SBK 750 Classic
38	GIRONES JIMENEZ ALBERT	Penya Motorista Barc	YAMAHA	SBK 750 Classic
41	ESPUÑA CISA JORDI		HONDA	SSP 600 Legends
44	MARTINEZ NAVARRO JOSE MIGUEL	CIV Motorsport	DUCATI	SBK 750 Legends
46	IJALVA BARRASA ROBERTO	Motor Club Cirbon	HONDA	SSP 600 Legends
54	CENTELLES BELTRAN JOSE	Penya Motorista Barc	HONDA	SSP 600 Legends
55	GARCIA CRESPIAN VICTOR M	Penya Motorista Barc	YAMAHA	SSP 600 Classic
64	NAVARRETE ESTEVEZ JOAN	RACC	SUZUKI	SBK 750 Classic
69	BARRERA FERRERO MIGUEL ANGEL	MC Bañezano	HONDA	Classic 80
70	LORENTE FRAILE JOSE LUIS		YAMAHA	Classic SBK
72	ORTEGA PEREZ VICTOR	P.M.B.	HONDA	SSP 600 Classic
73	MARTINEZ MARTIN FCO. JAVIER		HONDA	Classic 80
74	PERAZA GONZALEZ SERGIO ADRIAN	A.E.M.A.	HONDA	SSP 600 Legends
78	CORTO BLANCH DAVID	Moto Club Constantí	HONDA	Classic SBK
81	ALVAREZ RUIZ IVAN	A.M.L.	HONDA	SSP 600 Classic
82	SAEZ GARZARAN MIGUEL		HONDA	SSP 600 Legends
86	NAVARRO RAMIREZ JULIO J	Ctat. Albaida	HONDA	SSP 600 Legends
91	TOTEL FREDERIC	CIV Motorsport	DUCATI	SSP 600 Classic
96	ALBERO NAVARRO LUIS	Moto Club Segre	HONDA	Classic SSP
98	HERNANDEZ MARTINEZ JUANAN		SUZUKI	Classic SBK
99	SEGARRA CAPERA MANUEL	Moto Club Tortosa	YAMAHA	SBK 750 Classic
117	SERRA JORDI		DUCATI	SSP 600 Legends
124	CORDERO SAN MIGUEL MIKEL		YAMAHA	SBK 750 Classic
132	FEUTRIER ERIC		DUCATI	SSP 600 Classic
138	LLEDO SIGNES JOSE RAFAEL	A.E.M.A.	HONDA	SSP 600 Legends
182	ARREGI URKAI UNAI		HONDA	Classic SSP
224	MATILLA GOMEZ ABEL ANGEL	MC Bañezano	HONDA	Classic 80
634	URANGA GRANADOS RAFA		SUZUKI	Classic SBK





CCVC B-C-70

CARRERA (RACE) Resultados

Documento 4

Pos.	Nº	Piloto	Total	Dif.	Interv.	M. Vuelta	Km/h	Clase	Tiempo
1	16	FUERTES FERNANDEZ SERGIO	9			1:51.317	121.05	Vintage C	16:54.599
2	21	TRIGUERO LLOPES JAVIER	9	6.200	6.200	1:51.946	120.37	Vintage C	17:00.799
3	59	CORTIJO SANCHEZ MIGUEL	9	42.342	36.142	1:55.775	116.39	Classic C	17:36.941
4	7	ARNAU SALVADOR VICENTE	9	57.546	15.204	1:57.848	114.34	Vintage B	17:52.145
5	22	CABANES CATALA JORGE	9	58.284	0.738	1:58.068	114.13	Vintage C	17:52.883
6	77	BORRELL CASTRO FRANCISCO JAVIER	9	58.443	0.159	1:57.819	114.37	Vintage C	17:53.042
7	94	ORTS CAÑIZARES JOAQUIN	9	58.920	0.477	1:57.341	114.83	Vintage B	17:53.519
8	3	SERRANO MAS ANDRES	9	1:18.622	19.702	1:58.554	113.66	Vintage C	18:13.221
9	15	AURADELL GAMELL PERE	9	1:20.685	2.063	1:58.964	113.27	Classic 70	18:15.284
10	90	ALCARAZ ANDREU JESUS	9	1:36.880	16.195	2:00.591	111.74	Vintage B	18:31.479
11	102	ROONE PHILIPPE	9	1:40.893	4.013	2:01.912	110.53	Vintage C	18:35.492
12	18	BLESA GARCIA SERGIO	9	1:42.082	1.189	2:01.906	110.53	Vintage B	18:36.681
13	48	FERNANDEZ BEL JOAQUIN	9	1:55.283	13.201	2:03.274	109.31	Classic C	18:49.882
14	93	BARRAQUEL CARBONELL JOSE MIGUEL	8	1 Vuelta	1 Vuelta	2:07.593	105.61	Vintage B	17:24.779
15	96	ANDREU MARTINEZ JOSE VICENTE	8	1 Vuelta	27.171	2:11.641	102.36	Vintage A	17:51.950
16	95	ALONSO FUSTER ANTONIO	8	1 Vuelta	0.924	2:09.135	104.35	Vintage B	17:52.874
17	91	CIDONCHA BALDO ANDRES	8	1 Vuelta	24.699	2:13.855	100.67	Vintage B	18:17.573
18	10	CAÑIZARES SANCHEZ GREGORIO	8	1 Vuelta	42.003	2:12.859	101.42	Vintage A	18:59.576
19	9	PEREZ ORTIZ ENRIQUE	8	1 Vuelta	0.394	2:18.677	97.17	Vintage A	18:59.970
20	129	JOSLIN PATRICK	8	1 Vuelta	5.025	2:18.716	97.14	Classic 70	19:04.995
21	27	FORNAS PRAT JORDI	7	2 Total	1 Vuelta	2:24.186	93.45	Vintage A	17:04.038
22	47	BARAJAS SUAREZ JESUS	6	3 Total	1 Vuelta	2:22.247	94.73	Vintage A	20:02.742
No Clasificados									
	20	GIMENO RUIZ RAFAEL	8	Retirado		1:57.722	114.46	Vintage C	15:53.452
	81	DONDAINE JEAN FRANÇOIS	6	Retirado		2:14.414	100.25	Vintage C	13:56.442
	44	TABARLY BERNARD	3	Retirado		2:09.732	103.87	Vintage C	6:49.898
	72	QUARTIER ERIC	3	Retirado		2:20.211	96.10	Vintage C	7:14.821
	66	ORTEGA ALEGRE JOSE MANUEL	0	Retirado				Vintage B	

Lider : Nº21 TRIGUERO LLOPES JAVIER (1-3) / Nº16 FUERTES FERNANDEZ SERGIO (4-9)

Tiempo Inicio : 20/07 - 15:13:39

M. Vuelta : Nº16 FUERTES FERNANDEZ SERGIO 1:51.317 121.05 Km/h

Meteo : Soleado Aire : 36°C Pista : Seco

Evento Grabado : Nº16 FUERTES FERNANDEZ SERGIO 1:50.791 121.62 Km/h





CCVC B-C-70

CARRERA (RACE) Resultados

Documento 4

Pos.	Nº	Piloto	Total	Dif.	Interv.	M. Vuelta	Km/h	Clase	Tiempo
Classic 70									
1	15	AURADELL GAMELL PERE	9			1:58.964	113.27	Classic 70	18:15.284
2	129	JOSLIN PATRICK	8	1 Vuelta	1 Vuelta	2:18.716	97.14	Classic 70	19:04.995
Classic C									
1	59	CORTIJO SANCHEZ MIGUEL	9			1:55.775	116.39	Classic C	17:36.941
2	48	FERNANDEZ BEL JOAQUIN	9	1:12.941	1:12.941	2:03.274	109.31	Classic C	18:49.882
Vintage A									
1	96	ANDREU MARTINEZ JOSE VICENTE	8			2:11.641	102.36	Vintage A	17:51.950
2	10	CAÑIZARES SANCHEZ GREGORIO	8	1:07.626	1:07.626	2:12.859	101.42	Vintage A	18:59.576
3	9	PEREZ ORTIZ ENRIQUE	8	1:08.020	0.394	2:18.677	97.17	Vintage A	18:59.970
4	27	FORNAS PRAT JORDI	7	1 Vuelta	1 Vuelta	2:24.186	93.45	Vintage A	17:04.038
5	47	BARAJAS SUAREZ JESUS	6	2 Total	1 Vuelta	2:22.247	94.73	Vintage A	20:02.742
Vintage B									
1	7	ARNAU SALVADOR VICENTE	9			1:57.848	114.34	Vintage B	17:52.145
2	94	ORTS CAÑIZARES JOAQUIN	9	1.374	1.374	1:57.341	114.83	Vintage B	17:53.519
3	90	ALCARAZ ANDREU JESUS	9	39.334	37.960	2:00.591	111.74	Vintage B	18:31.479
4	18	BLESA GARCIA SERGIO	9	44.536	5.202	2:01.906	110.53	Vintage B	18:36.681
5	93	BARRAQUEL CARBONELL JOSE MIGUEL	8	1 Vuelta	1 Vuelta	2:07.593	105.61	Vintage B	17:24.779
6	95	ALONSO FUSTER ANTONIO	8	1 Vuelta	28.095	2:09.135	104.35	Vintage B	17:52.874
7	91	CIDONCHA BALDO ANDRES	8	1 Vuelta	24.699	2:13.855	100.67	Vintage B	18:17.573
No Clasificados									
	66	ORTEGA ALEGRE JOSE MANUEL	0	Retirado				Vintage B	
Vintage C									
1	16	FUERTES FERNANDEZ SERGIO	9			1:51.317	121.05	Vintage C	16:54.599
2	21	TRIGUERO LLOPES JAVIER	9	6.200	6.200	1:51.946	120.37	Vintage C	17:00.799
3	22	CABANES CATALA JORGE	9	58.284	52.084	1:58.068	114.13	Vintage C	17:52.883
4	77	BORRELL CASTRO FRANCISCO JAVIER	9	58.443	0.159	1:57.819	114.37	Vintage C	17:53.042
5	3	SERRANO MAS ANDRES	9	1:18.622	20.179	1:58.554	113.66	Vintage C	18:13.221
6	102	ROONE PHILIPPE	9	1:40.893	22.271	2:01.912	110.53	Vintage C	18:35.492
No Clasificados									
	20	GIMENO RUIZ RAFAEL	8	Retirado		1:57.722	114.46	Vintage C	15:53.452
	81	DONDAINE JEAN FRANÇOIS	6	Retirado		2:14.414	100.25	Vintage C	13:56.442
	44	TABARLY BERNARD	3	Retirado		2:09.732	103.87	Vintage C	6:49.898
	72	QUARTIER ERIC	3	Retirado		2:20.211	96.10	Vintage C	7:14.821

Lider : Nº21 TRIGUERO LLOPES JAVIER (1-3) / Nº16 FUERTES FERNANDEZ SERGIO (4-9)

Tiempo Inicio : 20/07 - 15:13:39

M. Vuelta : Nº16 FUERTES FERNANDEZ SERGIO 1:51.317 121.05 Km/h

Meteo : Soleado Aire : 36°C Pista : Seco

Evento Grabado : Nº16 FUERTES FERNANDEZ SERGIO 1:50.791 121.62 Km/h





CCVC B-C-70

CARRERA (RACE) Vuelta a vuelta

Valor informativo. No Oficial

	1	2	3	4	5	6	7	8	9	10	11	12	13	14	15	16	17	18	19	20	21	22	23	24	25	26	27
Vuelta 1	21	16	59	7	22	20	94	77	90	15	102	18	3	48	93	95	96	10	72	44	81	91	9	47	129	27	
Vuelta 2	21	16	59	7	22	20	77	94	90	15	102	3	18	48	93	95	96	44	10	81	72	91	9	129	47	27	
Vuelta 3	21	16	59	7	22	20	77	94	15	90	102	3	18	48	93	95	96	10	44	81	91	9	129	47	27	47	
Vuelta 4	16	21	59	7	22	20	77	94	15	90	3	102	18	48	93	95	96	10	81	91	9	129	27	47			
Vuelta 5	16	21	59	7	22	77	94	20	15	3	90	102	18	48	93	95	96	10	81	91	9	129	27	47			
Vuelta 6	16	21	59	7	22	94	77	20	3	15	90	102	18	48	93	95	96	10	91	81	9	129	27	47			
Vuelta 7	16	21	59	7	22	94	77	20	3	15	90	102	18	48	93	96	10	95	91	9	129	27					
Vuelta 8	16	21	59	7	22	22	94	77	3	15	90	102	18	48	93	96	95	91	72	81	129						
Vuelta 9	16	21	59	7	22	77	94	3	15	90	102	18	48														





CCVC B-C-70

CARRERA (RACE) Análisis

Valor informativo. No Oficial

Vueltas	Formato Día	Tiempo por vuelta	Vueltas	Formato Día	Tiempo por vuelta	Vueltas	Formato Día	Tiempo por vuelta
N°3 SERRANO MAS ANDRES			N°16 FUERTES FERNANDEZ SERGIO			N°27 FORNAS PRAT JORDI		
1	15:15:44.909	2:09.909	1	15:15:32.423	1:57.423	9	15:31:27.883	1:59.071
2	15:17:47.223	2:02.314	2	15:17:24.507	1:52.084	1	15:16:10.000	2:35.000
3	15:19:48.882	2:01.659	3	15:19:16.955	1:52.448	2	15:18:34.186	2:24.186
4	15:21:49.992	2:01.110	4	15:21:08.272	1:51.317	3	15:20:59.580	2:25.394
5	15:23:49.779	1:59.787	5	15:22:59.883	1:51.611	4	15:23:24.096	2:24.516
6	15:25:49.243	1:59.464	6	15:24:51.821	1:51.938	5	15:25:49.813	2:25.717
7	15:27:49.311	2:00.068	7	15:26:45.064	1:53.243	6	15:28:14.221	2:24.408
8	15:29:47.865	1:58.554	8	15:28:37.180	1:52.116	7	15:30:39.038	2:24.817
9	15:31:48.221	2:00.356	9	15:30:29.599	1:52.419	N°44 TABARLY BERNARD		
N°7 ARNAU SALVADOR VICENTE			N°18 BLESA GARCIA SERGIO			N°47 BARAJAS SUAREZ JESUS		
1	15:15:38.289	2:03.289	1	15:15:44.673	2:09.673	1	15:16:08.415	2:33.415
2	15:17:36.137	1:57.848	2	15:17:48.475	2:03.802	2	15:18:30.662	2:22.247
3	15:19:34.869	1:58.732	3	15:19:50.381	2:01.906	3	15:22:20.067	3:49.405
4	15:21:33.362	1:58.493	4	15:21:52.722	2:02.341	4	15:26:27.649	4:07.582
5	15:23:31.837	1:58.475	5	15:23:55.984	2:03.262	5	15:29:46.705	3:19.056
6	15:25:30.393	1:58.556	6	15:25:58.440	2:02.456	6	15:33:37.742	3:51.037
7	15:27:28.660	1:58.267	7	15:28:01.927	2:03.487	N°48 FERNANDEZ BEL JOAQUIN		
8	15:29:28.273	1:59.613	8	15:30:04.468	2:02.541	1	15:15:46.687	2:11.687
9	15:31:27.145	1:58.872	9	15:32:11.681	2:07.213	2	15:17:50.079	2:03.392
N°9 PEREZ ORTIZ ENRIQUE			N°20 GIMENO RUIZ RAFAEL			N°59 CORTIJO SANCHEZ MIGUEL		
1	15:16:06.908	2:31.908	1	15:15:38.970	2:03.970	1	15:15:37.138	2:02.138
2	15:18:25.585	2:18.677	2	15:17:37.169	1:58.199	2	15:17:32.914	1:55.776
3	15:20:45.914	2:20.329	3	15:19:35.744	1:58.575	3	15:19:29.348	1:56.434
4	15:23:06.734	2:20.820	4	15:21:35.114	1:59.370	4	15:21:27.728	1:58.380
5	15:25:26.857	2:20.123	5	15:23:33.913	1:58.799	5	15:23:25.262	1:57.534
6	15:27:49.084	2:22.227	6	15:25:32.365	1:58.452	6	15:25:23.213	1:57.951
7	15:30:10.648	2:21.564	7	15:27:30.087	1:57.722	7	15:27:19.713	1:56.500
8	15:32:34.970	2:24.322	8	15:29:28.452	1:58.365	8	15:29:16.166	1:56.453
N°10 CAÑIZARES SANCHEZ GREGORIO			N°21 TRIGUERO LLOPES JAVIER			N°72 QUARTIER ERIC		
1	15:15:56.612	2:21.612	1	15:15:32.305	1:57.305	1	15:15:57.896	2:22.896
2	15:18:09.948	2:13.336	2	15:17:24.412	1:52.107	2	15:18:18.107	2:20.211
3	15:20:23.108	2:13.160	3	15:19:16.358	1:51.946	3	IN	2:31.714
4	15:22:35.967	2:12.859	4	15:21:08.802	1:52.444	N°77 BORRELL CASTRO FRANCISCO JAVIER		
5	15:24:49.242	2:13.275	5	15:23:01.016	1:52.214	1	15:15:39.850	2:04.850
6	15:27:02.260	2:13.018	6	15:24:54.239	1:53.223	2	15:17:37.857	1:58.007
7	15:29:18.256	2:15.996	7	15:26:47.005	1:52.766	3	15:19:36.499	1:58.642
8	15:32:34.576	3:16.320	8	15:28:40.869	1:53.864	N°22 CABANES CATALA JORGE		
N°15 AURADELL GAMELL PERE			9	15:30:35.799	1:54.930	1	15:15:38.461	2:03.461
1	15:15:43.437	2:08.437	N°22 CABANES CATALA JORGE			2	15:17:36.529	1:58.068
2	15:17:44.975	2:01.538	1	15:15:38.461	2:03.461	3	15:19:35.204	1:58.675
3	15:19:46.258	2:01.283	2	15:17:36.529	1:58.068	4	15:21:33.824	1:58.620
4	15:21:48.179	2:01.921	3	15:19:35.204	1:58.675	5	15:23:31.987	1:58.163
5	15:23:48.908	2:00.729	4	15:21:33.824	1:58.620	6	15:25:30.733	1:58.746
6	15:25:50.349	2:01.441	5	15:23:31.987	1:58.163	7	15:27:29.500	1:58.767
7	15:27:50.038	1:59.689	6	15:25:30.733	1:58.746	8	15:29:28.812	1:59.312
8	15:29:49.002	1:58.964	7	15:27:29.500	1:58.767			
9	15:31:50.284	2:01.282	8	15:29:28.812	1:59.312			





CCVC B-C-70

CARRERA (RACE) Análisis

Valor informativo. No Oficial

Vueltas	Formato Dia	Tiempo por vuelta
4	15:21:35.175	1:58.676
5	15:23:32.994	1:57.819
6	15:25:31.677	1:58.683
7	15:27:29.981	1:58.304
8	15:29:29.332	1:59.351
9	15:31:28.042	1:58.710

Nº81 DONDAINE JEAN FRANÇOIS		
Vueltas	Formato Dia	Tiempo por vuelta
1	15:16:00.600	2:25.600
2	15:18:15.014	2:14.414
3	15:20:29.703	2:14.689
4	15:22:44.532	2:14.829
5	15:25:03.418	2:18.886
6	IN 15:27:31.442	2:28.024

Nº90 ALCARAZ ANDREU JESUS		
Vueltas	Formato Dia	Tiempo por vuelta
1	15:15:42.318	2:07.318
2	15:17:43.593	2:01.275
3	15:19:46.607	2:03.014
4	15:21:49.416	2:02.809
5	15:23:51.141	2:01.725
6	15:25:51.732	2:00.591
7	15:27:54.500	2:02.768
8	15:29:56.506	2:02.006
9	15:32:06.479	2:09.973

Nº91 CIDONCHA BALDO ANDRES		
Vueltas	Formato Dia	Tiempo por vuelta
1	15:16:06.035	2:31.035
2	15:18:22.231	2:16.196
3	15:20:38.425	2:16.194
4	15:22:53.478	2:15.053
5	15:25:08.650	2:15.172
6	15:27:22.505	2:13.855
7	15:29:36.659	2:14.154
8	15:31:52.573	2:15.914

Nº93 BARRAQUEL CARBONELL JOSE MIGUEL		
Vueltas	Formato Dia	Tiempo por vuelta
1	15:15:51.233	2:16.233
2	15:18:00.695	2:09.462
3	15:20:09.517	2:08.822
4	15:22:18.316	2:08.799
5	15:24:27.131	2:08.815
6	15:26:34.724	2:07.593
7	15:28:49.397	2:14.673
8	15:30:59.779	2:10.382

Nº94 ORTS CAÑIZARES JOAQUIN		
Vueltas	Formato Dia	Tiempo por vuelta
1	15:15:39.776	2:04.776
2	15:17:38.670	1:58.894
3	15:19:37.587	1:58.917
4	15:21:36.186	1:58.599
5	15:23:33.527	1:57.341
6	15:25:31.378	1:57.851

Vueltas	Formato Dia	Tiempo por vuelta
7	15:27:29.735	1:58.357
8	15:29:29.172	1:59.437
9	15:31:28.519	1:59.347

Nº95 ALONSO FUSTER ANTONIO		
Vueltas	Formato Dia	Tiempo por vuelta
1	15:15:53.395	2:18.395
2	15:18:06.904	2:13.509
3	15:20:20.470	2:13.566
4	15:22:33.599	2:13.129
5	15:24:45.861	2:12.262
6	15:26:59.605	2:13.744
7	15:29:18.739	2:19.134
8	15:31:27.874	2:09.135

Nº96 ANDREU MARTINEZ JOSE VICENTE		
Vueltas	Formato Dia	Tiempo por vuelta
1	15:15:54.392	2:19.392
2	15:18:07.341	2:12.949
3	15:20:21.512	2:14.171
4	15:22:34.297	2:12.785
5	15:24:46.573	2:12.276
6	15:27:00.806	2:14.233
7	15:29:15.309	2:14.503
8	15:31:26.950	2:11.641

Nº102 ROONE PHILIPPE		
Vueltas	Formato Dia	Tiempo por vuelta
1	15:15:44.303	2:09.303
2	15:17:46.513	2:02.210
3	15:19:48.452	2:01.939
4	15:21:52.393	2:03.941
5	15:23:54.305	2:01.912
6	15:25:56.226	2:01.921
7	15:27:58.316	2:02.090
8	15:30:02.507	2:04.191
9	15:32:10.492	2:07.985

Nº129 JOSLIN PATRICK		
Vueltas	Formato Dia	Tiempo por vuelta
1	15:16:09.468	2:34.468
2	15:18:30.391	2:20.923
3	15:20:49.712	2:19.321
4	15:23:08.428	2:18.716
5	15:25:28.321	2:19.893
6	15:27:53.364	2:25.043
7	15:30:14.887	2:21.523
8	15:32:39.995	2:25.108





CCVC B-C-70

CARRERA (RACE) Parrilla de Salida

Sujeto a escrutinio & investigaciones deportivas

9	9 PEREZ ORTIZ ENRIQUE 2:19.331	27 FORNAS PRAT JORDI 2:26.426	47 BARAJAS SUAREZ JESUS 2:32.461
8	91 CIDONCHA BALDO ANDRES 2:13.256	72 QUARTIER ERIC 2:15.099	81 DONDAINE JEAN FRANÇOIS 2:16.161
7	95 ALONSO FUSTER ANTONIO 2:09.910	96 ANDREU MARTINEZ JOSE VICENTE 2:12.507	10 CAÑIZARES SANCHEZ GREGORIO 2:12.571
6	44 TABARLY BERNARD 2:05.475	129 JOSLIN PATRICK 2:06.689	93 BARRAQUEL CARBONELL JOSE MIGUEL 2:09.843
5	18 BLESA GARCIA SERGIO 2:02.497	102 ROONE PHILIPPE 2:02.978	48 FERNANDEZ BEL JOAQUIN 2:03.482
4	3 SERRANO MAS ANDRES 2:00.855	66 ORTEGA ALEGRE JOSE MANUEL 2:01.072	90 ALCARAZ ANDREU JESUS 2:01.275
3	22 CABANES CATALA JORGE 1:58.533	77 BORRELL CASTRO FRANCISCO JAVIER 1:58.602	15 AURADELL GAMELL PERE 2:00.677
2	7 ARNAU SALVADOR VICENTE 1:56.998	20 GIMENO RUIZ RAFAEL 1:57.677	94 ORTS CAÑIZARES JOAQUIN 1:58.016
1	16 FUERTES FERNANDEZ SERGIO 1:50.791	59 CORTIJO SANCHEZ MIGUEL 1:53.004	21 TRIGUERO LLOPES JAVIER 1:53.778

POLE POSITION



Salida : 20/07 - 15:15 9 Total = 33.687 km

COPA DE ESPAÑA VELOCIDAD 18/07/2024

Página 1 / 1

Apex Timing GoRacing





CCVC B-C-70

FUSION CRONO (Q1+Q2) Resultados

Documento 3

Sujeto a escrutinio & investigaciones deportivas

Pos.	Nº	Piloto	Q1	Q2	Tiempo	Dif.	Total
1	16	FUERTES FERNANDEZ SERGIO	1:50.791	Sin Tiempo	1:50.791		11
2	59	CORTIJO SANCHEZ MIGUEL	1:53.004	1:54.134	1:53.004	2.213	13
3	21	TRIGUERO LLOPES JAVIER	1:53.778	1:54.298	1:53.778	2.987	15
4	7	ARNAU SALVADOR VICENTE	1:56.998	1:58.360	1:56.998	6.207	16
5	20	GIMENO RUIZ RAFAEL	1:58.738	1:57.677	1:57.677	6.886	19
6	94	ORTS CAÑIZARES JOAQUIN	1:58.016	1:58.700	1:58.016	7.225	21
7	22	CABANES CATALA JORGE	1:58.533	1:58.973	1:58.533	7.742	13
8	77	BORRELL CASTRO FRANCISCO JAVIER	1:59.966	1:58.602	1:58.602	7.811	11
9	15	AURADELL GAMELL PERE	2:01.420	2:00.677	2:00.677	9.886	14
10	3	SERRANO MAS ANDRES	2:03.536	2:00.855	2:00.855	10.064	12
11	66	ORTEGA ALEGRE JOSE MANUEL	2:01.840	2:01.072	2:01.072	10.281	15
12	90	ALCARAZ ANDREU JESUS	2:03.944	2:01.275	2:01.275	10.484	17
13	18	BLESA GARCIA SERGIO	2:02.497	2:04.630	2:02.497	11.706	17
14	102	ROONE PHILIPPE	2:04.018	2:02.978	2:02.978	12.187	18
15	48	FERNANDEZ BEL JOAQUIN	2:03.482	2:04.318	2:03.482	12.691	12
16	44	TABARLY BERNARD	2:06.400	2:05.475	2:05.475	14.684	14
17	129	JOSLIN PATRICK	2:06.689	2:22.650	2:06.689	15.898	9
18	93	BARRAQUEL CARBONELL JOSE MIGUEL	2:09.843	2:10.278	2:09.843	19.052	13
19	95	ALONSO FUSTER ANTONIO	2:10.018	2:09.910	2:09.910	19.119	13
20	96	ANDREU MARTINEZ JOSE VICENTE	2:12.507	2:14.936	2:12.507	21.716	12
21	10	CAÑIZARES SANCHEZ GREGORIO	2:13.295	2:12.571	2:12.571	21.780	18
22	91	CIDONCHA BALDO ANDRES	2:13.256	2:16.008	2:13.256	22.465	13
23	72	QUARTIER ERIC	2:15.099	Sin Tiempo	2:15.099	24.308	4
24	81	DONDAINE JEAN FRANÇOIS	2:18.518	2:16.161	2:16.161	25.370	11
25	9	PEREZ ORTIZ ENRIQUE	2:25.785	2:19.331	2:19.331	28.540	11
26	27	FORNAS PRAT JORDI	2:38.593	2:26.426	2:26.426	35.635	9
27	47	BARAJAS SUAREZ JESUS	2:35.176	2:32.461	2:32.461	41.670	10





CCVC B-C-70

CRONOMETRADOS 2 (Q2) Resultados

Documento 2

Sujeto a escrutinio & investigaciones deportivas

Pos.	Nº	Piloto	M. Vuelta	Dif.	Interv.	Km/h	Total	Clase	Tiempo
1	59	CORTIJO SANCHEZ MIGUEL	1:54.134			118.06	6	Classic C	17:44.415
2	21	TRIGUERO LLOPES JAVIER	1:54.298	0.164	0.164	117.89	5	Vintage C	13:21.596
3	20	GIMENO RUIZ RAFAEL	1:57.677	3.543	3.379	114.51	9	Vintage C	20:49.422
4	7	ARNAU SALVADOR VICENTE	1:58.360	4.226	0.683	113.85	5	Vintage B	20:49.007
5	77	BORRELL CASTRO FRANCISCO JAVIER	1:58.602	4.468	0.242	113.61	5	Vintage C	12:29.279
6	94	ORTS CAÑIZARES JOAQUIN	1:58.700	4.566	0.098	113.52	9	Vintage B	21:35.270
7	22	CABANES CATALA JORGE	1:58.973	4.839	0.273	113.26	4	Vintage C	11:09.325
8	15	AURADELL GAMELL PERE	2:00.677	6.543	1.704	111.66	7	Classic 70	19:37.391
9	3	SERRANO MAS ANDRES	2:00.855	6.721	0.178	111.50	6	Vintage C	16:18.171
10	66	ORTEGA ALEGRE JOSE MANUEL	2:01.072	6.938	0.217	111.30	6	Vintage B	14:58.125
11	90	ALCARAZ ANDREU JESUS	2:01.275	7.141	0.203	111.11	8	Vintage B	20:46.051
12	102	ROONE PHILIPPE	2:02.978	8.844	1.703	109.57	7	Vintage C	18:40.089
13	48	FERNANDEZ BEL JOAQUIN	2:04.318	10.184	1.340	108.39	6	Classic C	17:42.515
14	18	BLESA GARCIA SERGIO	2:04.630	10.496	0.312	108.12	7	Vintage B	17:11.627
15	44	TABARLY BERNARD	2:05.475	11.341	0.845	107.39	6	Vintage C	17:13.110
16	95	ALONSO FUSTER ANTONIO	2:09.910	15.776	4.435	103.72	6	Vintage B	18:38.594
17	93	BARRAQUEL CARBONELL JOSE MIGUEL	2:10.278	16.144	0.368	103.43	5	Vintage B	15:16.445
18	10	CAÑIZARES SANCHEZ GREGORIO	2:12.571	18.437	2.293	101.64	8	Vintage A	22:02.393
19	96	ANDREU MARTINEZ JOSE VICENTE	2:14.936	20.802	2.365	99.86	5	Vintage A	16:16.718
20	91	CIDONCHA BALDO ANDRES	2:16.008	21.874	1.072	99.07	6	Vintage B	17:58.271
21	81	DONDAINE JEAN FRANÇOIS	2:16.161	22.027	0.153	98.96	4	Vintage C	14:47.814
22	9	PEREZ ORTIZ ENRIQUE	2:19.331	25.197	3.170	96.71	6	Vintage A	16:50.734
23	129	JOSLIN PATRICK	2:22.650	28.516	3.319	94.46	2	Classic 70	10:05.086
24	27	FORNAS PRAT JORDI	2:26.426	32.292	3.776	92.02	7	Vintage A	21:11.100
25	47	BARAJAS SUAREZ JESUS	2:32.461	38.327	6.035	88.38	4	Vintage A	13:00.070
No Clasificados									
	16	FUERTES FERNANDEZ SERGIO						Vintage C	
	72	QUARTIER ERIC					1	Vintage C	6:53.792

Tiempo Inicio : 20/07 - 12:25:14

Meteo : Soleado Aire : 33°C Pista : Seco

M. Vuelta : Nº59 CORTIJO SANCHEZ MIGUEL 1:54.134 118.06 Km/h

Evento Grabado : Nº16 FUERTES FERNANDEZ SERGIO 1:50.791 121.62 Km/h





CCVC B-C-70

CRONOMETRADOS 2 (Q2)

Análisis

Valor informativo. No Oficial

Vueltas	Formato	Día	Tiempo por vuelta	Vueltas	Formato	Día	Tiempo por vuelta	Vueltas	Formato	Día	Tiempo por vuelta
N°3 SERRANO MAS ANDRES				3		12:34:10.585	1:59.735	3		12:34:53.204	1:55.218
1		12:30:58.744	2:04.496	4		12:36:10.053	1:59.468	4		12:36:47.338	1:54.134
2		12:33:01.703	2:02.959	5		12:38:09.444	1:59.391	5	IN	12:38:47.891	2:00.553
3		12:35:04.013	2:02.310	6		12:40:08.866	1:59.422	6		12:42:59.350	4:11.459
4		12:37:10.687	2:06.674	7		12:42:06.543	1:57.677	N°66 ORTEGA ALEGRE JOSE MANUEL			
5		12:39:11.542	2:00.855	8		12:44:04.935	1:58.392	1		12:29:38.189	2:01.072
6	IN	12:41:33.106	2:21.564	9		12:46:04.357	1:59.422	2		12:31:39.460	2:01.271
N°7 ARNAU SALVADOR VICENTE				N°21 TRIGUERO LLOPES JAVIER				3		12:33:42.803	2:03.343
1		12:38:04.797	2:01.960	1		12:30:44.801	1:56.058	4		12:35:44.336	2:01.533
2		12:40:06.805	2:02.008	2		12:32:40.223	1:55.422	5		12:37:47.361	2:03.025
3		12:42:05.705	1:58.900	3		12:34:34.521	1:54.298	6	IN	12:40:13.060	2:25.699
4		12:44:04.065	1:58.360	4		12:36:29.274	1:54.753	N°72 QUARTIER ERIC			
5		12:46:03.942	1:59.877	5	IN	12:38:36.531	2:07.257	1	IN	12:32:08.727	2:29.044
N°9 PEREZ ORTIZ ENRIQUE				N°22 CABANES CATALA JORGE				N°77 BORRELL CASTRO FRANCISCO JAVIER			
1		12:30:15.488	2:24.136	1		12:30:09.046	2:00.817	1		12:29:31.156	2:01.712
2		12:32:37.660	2:22.172	2		12:32:08.507	1:59.461	2		12:31:30.988	1:59.832
3		12:34:59.993	2:22.333	3		12:34:07.480	1:58.973	3		12:33:29.590	1:58.602
4		12:37:20.193	2:20.200	4	IN	12:36:24.260	2:16.780	4		12:35:28.456	1:58.866
5		12:39:39.524	2:19.331	N°27 FORNAS PRAT JORDI				5	IN	12:37:44.214	2:15.758
6	IN	12:42:05.669	2:26.145	1		12:31:34.249	2:29.794	N°81 DONDAINE JEAN FRANÇOIS			
N°10 CAÑIZARES SANCHEZ GREGORIO				2		12:34:09.405	2:35.156	1		12:33:03.772	2:18.842
1		12:31:38.048	2:15.070	3		12:36:37.076	2:27.671	2		12:35:20.791	2:17.019
2		12:33:51.987	2:13.939	4		12:39:04.017	2:26.941	3		12:37:36.952	2:16.161
3		12:36:04.914	2:12.927	5		12:41:32.574	2:28.557	4	IN	12:40:02.749	2:25.797
4		12:38:17.485	2:12.571	6		12:43:59.000	2:26.426	N°90 ALCARAZ ANDREU JESUS			
5		12:40:32.296	2:14.811	7		12:46:26.035	2:27.035	1		12:31:41.261	2:02.923
6		12:42:48.866	2:16.570	N°44 TABARLY BERNARD				2		12:33:42.554	2:01.293
7		12:45:02.793	2:13.927	1		12:31:44.645	2:09.123	3		12:35:45.359	2:02.805
8		12:47:17.328	2:14.535	2		12:33:52.205	2:07.560	4		12:37:47.216	2:01.857
N°15 AURADELL GAMELL PERE				3		12:35:57.680	2:05.475	5		12:39:49.159	2:01.943
1		12:32:29.128	2:03.413	4		12:38:05.162	2:07.482	6		12:41:50.434	2:01.275
2		12:34:30.522	2:01.394	5		12:40:11.920	2:06.758	7		12:43:54.094	2:03.660
3		12:36:32.171	2:01.649	6	IN	12:42:28.045	2:16.125	8	IN	12:46:00.986	2:06.892
4		12:38:32.848	2:00.677	N°47 BARAJAS SUAREZ JESUS				N°91 CIDONCHA BALDO ANDRES			
5		12:40:34.315	2:01.467	1		12:30:32.783	2:32.616	1		12:31:38.936	2:22.555
6		12:42:35.680	2:01.365	2		12:33:05.244	2:32.461	2		12:33:56.632	2:17.696
7	IN	12:44:52.326	2:16.646	3		12:35:38.043	2:32.799	3		12:36:12.640	2:16.008
N°18 BLESÁ GARCÍA SERGIO				4	IN	12:38:15.005	2:36.962	4		12:38:29.615	2:16.975
1		12:29:50.826	2:04.968	N°48 FERNANDEZ BEL JOAQUIN				5		12:40:45.817	2:16.202
2		12:31:55.839	2:05.013	1		12:32:19.760	2:06.783	6	IN	12:43:13.206	2:27.389
3		12:34:00.469	2:04.630	2		12:34:25.250	2:05.490	N°93 BARRAQUEL CARBONELL JOSE MIGUEL			
4		12:36:05.446	2:04.977	3		12:36:31.769	2:06.519	1		12:31:28.672	2:13.874
5		12:38:10.469	2:05.023	4		12:38:36.087	2:04.318	2		12:33:40.161	2:11.489
6		12:40:15.200	2:04.731	5		12:40:43.647	2:07.560	3		12:35:50.439	2:10.278
7	IN	12:42:26.562	2:11.362	6	IN	12:42:57.450	2:13.803	4		12:38:01.269	2:10.830
N°20 GIMENO RUIZ RAFAEL				N°59 CORTIJO SANCHEZ MIGUEL				5	IN	12:40:31.380	2:30.111
1		12:30:08.767	2:07.253	1		12:31:02.277	1:56.238	N°94 ORTS CAÑIZARES JOAQUIN			
2		12:32:10.850	2:02.083	2		12:32:57.986	1:55.709	1		12:30:53.899	2:01.351





CCVC B-C-70

CRONOMETRADOS 2 (Q2) Análisis

Valor informativo. No Oficial

Vueltas	Formato Día	Tiempo por vuelta
2	12:32:54.083	2:00.184
3	12:34:53.512	1:59.429
4	12:36:53.845	2:00.333
5	12:38:52.892	1:59.047
6	12:40:51.739	1:58.847
7	12:42:51.917	2:00.178
8	12:44:51.505	1:59.588
9	12:46:50.205	1:58.700

Nº95 ALONSO FUSTER ANTONIO

1	12:31:28.970	2:14.742
2	12:33:38.880	2:09.910
3	12:35:49.202	2:10.322
4	12:38:00.655	2:11.453
5	IN 12:40:27.123	2:26.468
6	IN 12:43:53.529	3:26.406

Nº96 ANDREU MARTINEZ JOSE VICENTE

1	12:32:21.784	2:17.810
2	12:34:38.234	2:16.450
3	12:36:53.170	2:14.936
4	12:39:08.797	2:15.627
5	IN 12:41:31.653	2:22.856

Nº102 ROONE PHILIPPE

1	12:31:19.339	2:04.749
2	12:33:22.920	2:03.581
3	12:35:27.259	2:04.339
4	12:37:31.391	2:04.132
5	12:39:34.369	2:02.978
6	12:41:37.535	2:03.166
7	IN 12:43:55.024	2:17.489

Nº129 JOSLIN PATRICK

1	12:32:49.184	2:22.650
2	IN 12:35:20.021	2:30.837





CCVC B-C-70

CRONOMETRADOS 1 (Q1) Resultados

Documento 1

Sujeto a escrutinio & investigaciones deportivas

Pos.	Nº	Piloto	M. Vuelta	Dif.	Interv.	Km/h	Total	Clase	Tiempo
1	16	FUERTES FERNANDEZ SERGIO	1:50.791			121.62	11	Vintage C	26:08.424
2	59	CORTIJO SANCHEZ MIGUEL	1:53.004	2.213	2.213	119.24	7	Classic C	22:46.031
3	21	TRIGUERO LLOPES JAVIER	1:53.778	2.987	0.774	118.43	10	Vintage C	25:04.904
4	7	ARNAU SALVADOR VICENTE	1:56.998	6.207	3.220	115.17	11	Vintage B	26:21.006
5	94	ORTS CAÑIZARES JOAQUIN	1:58.016	7.225	1.018	114.18	12	Vintage B	26:52.231
6	22	CABANES CATALA JORGE	1:58.533	7.742	0.517	113.68	9	Vintage C	21:23.741
7	20	GIMENO RUIZ RAFAEL	1:58.738	7.947	0.205	113.48	10	Vintage C	23:20.403
8	77	BORRELL CASTRO FRANCISCO JAVIER	1:59.966	9.175	1.228	112.32	6	Vintage C	16:01.013
9	15	AURADELL GAMELL PERE	2:01.420	10.629	1.454	110.98	7	Classic 70	17:28.367
10	66	ORTEGA ALEGRE JOSE MANUEL	2:01.840	11.049	0.420	110.59	9	Vintage B	21:37.626
11	18	BLESA GARCIA SERGIO	2:02.497	11.706	0.657	110.00	10	Vintage B	23:38.519
12	48	FERNANDEZ BEL JOAQUIN	2:03.482	12.691	0.985	109.12	6	Classic C	17:21.689
13	3	SERRANO MAS ANDRES	2:03.536	12.745	0.054	109.08	6	Vintage C	15:45.659
14	90	ALCARAZ ANDREU JESUS	2:03.944	13.153	0.408	108.72	9	Vintage B	23:22.221
15	102	ROONE PHILIPPE	2:04.018	13.227	0.074	108.65	11	Vintage C	26:37.864
16	44	TABARLY BERNARD	2:06.400	15.609	2.382	106.60	8	Vintage C	21:03.335
17	129	JOSLIN PATRICK	2:06.689	15.898	0.289	106.36	7	Classic 70	18:23.464
18	93	BARRAQUEL CARBONELL JOSE MIGUEL	2:09.843	19.052	3.154	103.78	8	Vintage B	22:02.981
19	95	ALONSO FUSTER ANTONIO	2:10.018	19.227	0.175	103.64	7	Vintage B	19:33.556
20	96	ANDREU MARTINEZ JOSE VICENTE	2:12.507	21.716	2.489	101.69	7	Vintage A	20:59.062
21	91	CIDONCHA BALDO ANDRES	2:13.256	22.465	0.749	101.12	7	Vintage B	19:36.904
22	10	CAÑIZARES SANCHEZ GREGORIO	2:13.295	22.504	0.039	101.09	10	Vintage A	25:31.790
23	72	QUARTIER ERIC	2:15.099	24.308	1.804	99.74	4	Vintage C	12:19.401
24	81	DONDAINE JEAN FRANÇOIS	2:18.518	27.727	3.419	97.28	7	Vintage C	20:09.821
25	9	PEREZ ORTIZ ENRIQUE	2:25.785	34.994	7.267	92.43	5	Vintage A	15:41.405
26	47	BARAJAS SUAREZ JESUS	2:35.176	44.385	9.391	86.84	6	Vintage A	19:11.900
27	27	FORNAS PRAT JORDI	2:38.593	47.802	3.417	84.96	2	Vintage A	8:44.984

Tiempo Inicio : 20/07 - 09:00:05

M. Vuelta : Nº16 FUERTES FERNANDEZ SERGIO

1:50.791 121.62 Km/h

COPA DE ESPAÑA VELOCIDAD 18/07/2024

Página 1 / 1

Apex Timing GoRacing





CCVC B-C-70

CRONOMETRADOS 1 (Q1) Análisis

Valor informativo. No Oficial

Vueltas	Formato Dia	Tiempo por vuelta	Vueltas	Formato Dia	Tiempo por vuelta	Vueltas	Formato Dia	Tiempo por vuelta
N°3 SERRANO MAS ANDRES								
1	9:05:10.067	2:07.256	4	9:10:13.460	1:53.395	7	9:17:24.020	2:00.274
2	9:07:16.049	2:05.982	5	9:12:06.193	1:52.733	8	9:19:22.553	1:58.533
3	9:09:20.869	2:04.820	6 IN	9:14:03.806	1:57.613	9 IN	9:21:29.135	2:06.582
4	9:11:25.526	2:04.657	7	9:18:34.435	4:30.629	N°27 FORNAS PRAT JORDI		
5	9:13:29.062	2:03.536	8	9:20:26.247	1:51.812	1	9:05:57.943	2:38.593
6 IN	9:15:51.053	2:21.991	9	9:22:17.694	1:51.447	2 IN	9:08:50.378	2:52.435
N°7 ARNAU SALVADOR VICENTE						N°44 TABARLY BERNARD		
1	9:04:49.669	2:08.411	10	9:24:08.485	1:50.791	1	9:05:31.238	2:19.817
2	9:06:50.401	2:00.732	11 IN	9:26:13.818	2:05.333	2	9:07:42.881	2:11.643
3	9:08:50.220	1:59.819	N°18 BLESA GARCIA SERGIO			3	9:09:54.771	2:11.890
4	9:10:50.012	1:59.792	1	9:04:53.919	2:05.347	4	9:12:04.646	2:09.875
5	9:12:49.481	1:59.469	2	9:06:57.882	2:03.963	5	9:14:13.282	2:08.636
6	9:14:49.049	1:59.568	3	9:09:03.060	2:05.178	6	9:16:21.829	2:08.547
7	9:16:48.338	1:59.289	4	9:11:08.180	2:05.120	7	9:18:28.229	2:06.400
8 IN	9:18:50.955	2:02.617	5	9:13:12.021	2:03.841	8 IN	9:21:08.729	2:40.500
9	9:22:31.849	3:40.894	6	9:15:16.425	2:04.404	N°47 BARAJAS SUAREZ JESUS		
10	9:24:29.402	1:57.553	7	9:17:18.922	2:02.497	1	9:05:58.043	2:40.583
11	9:26:26.400	1:56.998	8	9:19:21.917	2:02.995	2	9:08:36.715	2:38.672
N°9 PEREZ ORTIZ ENRIQUE						N°48 FERNANDEZ BEL JOAQUIN		
1	9:05:39.629	2:32.978	9	9:21:24.737	2:02.820	1	9:06:56.088	2:10.297
2	9:08:06.901	2:27.272	10 IN	9:23:43.913	2:19.176	2	9:09:02.155	2:06.067
3	9:10:32.686	2:25.785	N°20 GIMENO RUIZ RAFAEL			3	9:11:07.087	2:04.932
4	9:13:02.939	2:30.253	1	9:05:12.329	2:09.322	4	9:13:10.569	2:03.482
5 IN	9:15:46.799	2:43.860	2	9:07:16.573	2:04.244	5	9:15:15.107	2:04.538
N°10 CAÑIZARES SANCHEZ GREGORIO						N°49 CORTIJO SANCHEZ MIGUEL		
1	9:05:18.433	2:17.014	3	9:09:21.308	2:04.735	1	9:04:34.976	1:59.951
2	9:07:35.271	2:16.838	4	9:11:26.622	2:05.314	2	9:06:28.843	1:53.867
3	9:09:51.989	2:16.718	5	9:13:26.728	2:00.106	3	9:08:22.988	1:54.145
4	9:12:08.617	2:16.628	6	9:15:25.901	1:59.173	4	9:10:15.992	1:53.004
5	9:14:23.423	2:14.806	7	9:17:24.740	1:58.839	5	9:12:09.005	1:53.013
6	9:16:36.718	2:13.295	8	9:19:23.924	1:59.184	6 IN	9:14:07.630	1:58.625
7	9:18:53.098	2:16.380	9	9:21:22.662	1:58.738	7 IN	9:22:51.425	8:43.795
8	9:21:06.500	2:13.402	10 IN	9:23:25.797	2:03.135	N°66 ORTEGA ALEGRE JOSE MANUEL		
9	9:23:21.710	2:15.210	N°21 TRIGUERO LLOPES JAVIER			1	9:05:06.820	2:05.243
10	9:25:37.184	2:15.474	1	9:05:33.886	2:02.366	2	9:07:10.260	2:03.440
N°15 AURADELL GAMELL PERE						N°22 CABANES CATALA JORGE		
1	9:05:17.841	2:05.539	2	9:07:31.257	1:57.371	1	9:05:01.516	2:12.209
2	9:07:19.964	2:02.123	3	9:09:27.375	1:56.118	2	9:07:11.533	2:10.017
3	9:09:21.384	2:01.420	4	9:11:23.800	1:56.425	3	9:09:18.098	2:06.565
4	9:11:22.867	2:01.483	5	9:13:20.652	1:56.852	4	9:11:21.812	2:03.714
5	9:13:24.659	2:01.792	6	9:15:15.427	1:54.775	5	9:13:23.895	2:02.083
6	9:15:26.523	2:01.864	7	9:17:11.835	1:56.408	6	9:15:23.746	1:59.851
7 IN	9:17:33.761	2:07.238	8 IN	9:19:12.443	2:00.608			
			9	9:23:16.520	4:04.077			
			10	9:25:10.298	1:53.778			
N°16 FUERTES FERNANDEZ SERGIO								
1	9:04:31.867	2:00.248						
2	9:06:26.224	1:54.357						
3	9:08:20.065	1:53.841						





CCVC B-C-70

CRONOMETRADOS 1 (Q1) Análisis

Valor informativo. No Oficial

Vueltas	Formato	Día	Tiempo por vuelta	Vueltas	Formato	Día	Tiempo por vuelta	Vueltas	Formato	Día	Tiempo por vuelta
Nº72 QUARTIER ERIC				Nº94 ORTS CAÑIZARES JOAQUIN				7	9:18:28.858	2:06.689	
1		9:05:27.022	2:16.417	1		9:04:36.284	2:03.831				
2		9:07:42.551	2:15.529	2		9:06:37.331	2:01.047				
3		9:09:57.650	2:15.099	3		9:08:38.084	2:00.753				
4	IN	9:12:24.795	2:27.145	4		9:10:36.857	1:58.773				
Nº77 BORRELL CASTRO FRANCISCO JAVIER				5		9:12:36.235	1:59.378				
1		9:05:44.904	2:09.397	6		9:14:34.351	1:58.116				
2		9:07:46.471	2:01.567	7		9:16:32.690	1:58.339				
3		9:09:49.453	2:02.982	8		9:18:32.421	1:59.731				
4		9:11:50.958	2:01.505	9		9:20:44.828	2:12.407				
5		9:13:50.924	1:59.966	10		9:23:00.085	2:15.257				
6	IN	9:16:06.407	2:15.483	11		9:24:59.609	1:59.524				
Nº81 DONDAINE JEAN FRANÇOIS				12		9:26:57.625	1:58.016				
1		9:05:55.281	2:26.273	Nº95 ALONSO FUSTER ANTONIO							
2		9:08:17.711	2:22.430	1		9:05:27.873	2:14.391				
3		9:10:36.229	2:18.518	2		9:07:39.253	2:11.380				
4		9:12:59.568	2:23.339	3		9:09:49.396	2:10.143				
5		9:15:23.668	2:24.100	4		9:11:59.414	2:10.018				
6		9:17:46.246	2:22.578	5		9:14:09.909	2:10.495				
7	IN	9:20:15.215	2:28.969	6	IN	9:16:40.763	2:30.854				
Nº90 ALCARAZ ANDREU JESUS				7	IN	9:19:38.950	2:58.187				
1		9:06:42.724	2:05.547	Nº96 ANDREU MARTINEZ JOSE VICENTE							
2		9:08:48.253	2:05.529	1		9:07:30.257	2:15.437				
3		9:10:56.528	2:08.275	2		9:09:45.086	2:14.829				
4		9:13:01.634	2:05.106	3		9:11:58.674	2:13.588				
5		9:15:05.590	2:03.956	4		9:14:12.032	2:13.358				
6		9:17:10.499	2:04.909	5		9:16:28.133	2:16.101				
7		9:19:14.589	2:04.090	6		9:18:40.640	2:12.507				
8		9:21:18.533	2:03.944	7	IN	9:21:04.456	2:23.816				
9	IN	9:23:27.615	2:09.082	Nº102 ROONE PHILIPPE							
Nº91 CIDONCHA BALDO ANDRES				1		9:05:48.596	2:14.196				
1		9:05:54.567	2:24.848	2		9:07:54.480	2:05.884				
2		9:08:14.639	2:20.072	3		9:09:59.042	2:04.562				
3		9:10:32.442	2:17.803	4		9:12:07.154	2:08.112				
4		9:12:47.092	2:14.650	5		9:14:13.748	2:06.594				
5		9:15:03.868	2:16.776	6		9:16:20.722	2:06.974				
6		9:17:17.124	2:13.256	7		9:18:25.661	2:04.939				
7	IN	9:19:42.298	2:25.174	8		9:20:29.911	2:04.250				
Nº93 BARRAQUEL CARBONELL JOSE MIGUEL				9		9:22:34.775	2:04.864				
1		9:06:30.772	2:17.106	10		9:24:38.793	2:04.018				
2		9:08:44.165	2:13.393	11		9:26:43.258	2:04.465				
3		9:10:57.960	2:13.795	Nº129 JOSLIN PATRICK							
4		9:13:08.620	2:10.660	1		9:05:20.530	2:08.416				
5		9:15:21.192	2:12.572	2		9:07:31.192	2:10.662				
6		9:17:31.035	2:09.843	3		9:09:45.535	2:14.343				
7		9:19:40.981	2:09.946	4		9:11:59.302	2:13.767				
8	IN	9:22:08.375	2:27.394	5		9:14:13.688	2:14.386				
				6		9:16:22.169	2:08.481				





CCVC B-C-70 Lista de Inscritos (27 Pilotos)

Nº	Piloto	Equipo	Moto	Clase
3	SERRANO MAS ANDRES	A.E.M.A.	AJR	Vintage C
7	ARNAU SALVADOR VICENTE	A.E.M.A.	AJR	Vintage B
9	PEREZ ORTIZ ENRIQUE	A.E.M.A.	JAWA	Vintage A
10	CAÑIZARES SANCHEZ GREGORIO	M. C. Alicante	BULTACO	Vintage A
15	AURADELL GAMELL PERE	RACC	SEELEY	Classic 70
16	FUERTES FERNANDEZ SERGIO	A.E.M.A.	AJR	Vintage C
18	BLESA GARCIA SERGIO	A.E.M.A.	OSSA	Vintage B
20	GIMENO RUIZ RAFAEL	A.E.M.A.	AJR	Vintage C
21	TRIGUERO LLOPES JAVIER	A.E.M.A.	AJR	Vintage C
22	CABANES CATALA JORGE		BULTACO	Vintage C
27	FORNAS PRAT JORDI		MONTESA	Vintage A
44	TABARLY BERNARD		AJR	Vintage C
47	BARAJAS SUAREZ JESUS	A.E.M.A.	BULTACO	Vintage A
48	FERNANDEZ BEL JOAQUIN	Moto Club Manresa	YAMAHA	Classic C
59	CORTIJO SANCHEZ MIGUEL	A.E.M.A.	CORAL	Classic C
66	ORTEGA ALEGRE JOSE MANUEL		MONTESA	Vintage B
72	QUARTIER ERIC		BSA	Vintage C
77	BORRELL CASTRO FRANCISCO JAVIER	A.E.M.A.	AJR	Vintage C
81	DONDAINE JEAN FRANÇOIS		AJR	Vintage C
90	ALCARAZ ANDREU JESUS	A.E.M.A.	BULTACO	Vintage B
91	CIDONCHA BALDO ANDRES	A.E.M.A.	BULTACO	Vintage B
93	BARRAQUEL CARBONELL JOSE MIGUEL	A.E.M.A.	BULTACO	Vintage B
94	ORTS CAÑIZARES JOAQUIN	A.E.M.A.	BULTACO	Vintage B
95	ALONSO FUSTER ANTONIO	A.E.M.A.	BULTACO	Vintage B
96	ANDREU MARTINEZ JOSE VICENTE	A.E.M.A.	BULTACO	Vintage A
102	ROONE PHILIPPE		BSA	Vintage C
129	JOSLIN PATRICK		BULTACO	Classic 70





COPA PROMO

CARRERA (RACE) Resultados

Documento 4

Sujeto a escrutinio & investigaciones deportivas

Pos.	Nº	Piloto	Total	Dif.	Interv.	M. Vuelta	Km/h	Clase	Tiempo
1	88	VALLMANYA CUCURULL BENJAMIN	12			1:40.966	133.46	SBK MASTER	20:18.460
2	118	OLIVA SERRANO LORIEN	12	9.788	9.788	1:41.318	133.00	SSP OPEN	20:28.248
3	113	FELIPE FERRER ENRIQUE	12	22.305	12.517	1:42.197	131.85	SSP MASTER	20:40.765
4	123	CLAPES MARTINEZ ALEX	12	25.912	3.607	1:42.519	131.44	SBK MASTER	20:44.372
5	82	BERTOMEU AGUILERA JESUA	12	27.823	1.911	1:42.355	131.65	SSP OPEN	20:46.283
6	74	PUIG SABATE RAUL	12	36.919	9.096	1:42.483	131.48	SBK MASTER	20:55.379
7	30	BENITEZ HORRILLO ENRIQUE	12	40.079	3.160	1:43.777	129.84	SSP OPEN	20:58.539
8	15	ROMERO TELLO ANTONIO	12	42.345	2.266	1:43.124	130.67	SSP OPEN	21:00.805
9	36	MATEO RODRIGUEZ JULEN	12	44.484	2.139	1:44.126	129.41	SSP OPEN	21:02.944
10	3	LEVY SAM	12	44.548	0.064	1:43.967	129.61	SBK MASTER	21:03.008
11	4	LOZOYA SEPULCRE JOSE LUIS	12	47.719	3.171	1:44.254	129.25	SSP OPEN	21:06.179
12	7	GARCIA MANZANO DAVID	12	52.933	5.214	1:44.769	128.61	SSP MASTER	21:11.393
13	66	NOLASCO GUTIERREZ DAVID	12	53.158	0.225	1:44.014	129.55	SBK MASTER	21:11.618
14	71	VICENTE DE PABLO RUBEN	12	1:03.179	10.021	1:45.006	128.32	SSP OPEN	21:21.639
15	75	HERNANDEZ FERNANDEZ LUIS ANTONI	12	1:03.894	0.715	1:44.760	128.63	SSP MASTER	21:22.354
16	116	YEBENES GARRIDO RUBEN	12	1:14.132	10.238	1:46.099	127.00	SSP OPEN	21:32.592
17	92	MEAZA RAMOS JULEN	12	1:33.968	19.836	1:43.930	129.65	SSP OPEN	21:52.428
18	143	MELO CANTON LUISA	12	1:45.257	11.289	1:48.908	123.73	SSP MASTER	22:03.717
19	26	MANSILLA ZAMORANO RICARDO	11	1 Vuelta	1 Vuelta	1:49.619	122.92	SBK OPEN	20:24.465
20	58	PERERA BARCELO SERGIO	11	1 Vuelta	33.071	1:52.085	120.22	SSP MASTER	20:57.536
No Clasificados									
	97	GORDITO RUIZ ELIAS	1	Retirado		1:43.542	130.14	SBK OPEN	1:43.542

Lider : Nº97 GORDITO RUIZ ELIAS (1-1) / Nº88 VALLMANYA CUCURULL BENJAMIN (2-12)

Tiempo Inicio : 21/07 - 11:32:46

M. Vuelta : Nº88 VALLMANYA CUCURULL BENJAMIN 1:40.966 133.46 Km/h

Meteo : Soleado Aire : 25°C Pista : Seco

Record anterior : Nº118 OLIVA SERRANO LORIEN 1:41.218 133.13 Km/h





COPA PROMO

CARRERA (RACE) Resultados

Documento 4

Sujeto a escrutinio & investigaciones deportivas

Pos.	Nº	Piloto	Total	Dif.	Interv.	M. Vuelta	Km/h	Clase	Tiempo
SBK MASTER									
1	88	VALLMANYA CUCURULL BENJAMIN	12			1:40.966	133.46	SBK MASTER	20:18.460
2	123	CLAPES MARTINEZ ALEX	12	25.912	25.912	1:42.519	131.44	SBK MASTER	20:44.372
3	74	PUIG SABATE RAUL	12	36.919	11.007	1:42.483	131.48	SBK MASTER	20:55.379
4	3	LEVY SAM	12	44.548	7.629	1:43.967	129.61	SBK MASTER	21:03.008
5	66	NOLASCO GUTIERREZ DAVID	12	53.158	8.610	1:44.014	129.55	SBK MASTER	21:11.618
SBK OPEN									
1	26	MANSILLA ZAMORANO RICARDO	11			1:49.619	122.92	SBK OPEN	20:24.465
No Clasificados									
	97	GORDITO RUIZ ELIAS	1	Retirado		1:43.542	130.14	SBK OPEN	1:43.542
SSP MASTER									
1	113	FELIPE FERRER ENRIQUE	12			1:42.197	131.85	SSP MASTER	20:40.765
2	7	GARCIA MANZANO DAVID	12	30.628	30.628	1:44.769	128.61	SSP MASTER	21:11.393
3	75	HERNANDEZ FERNANDEZ LUIS ANTONI	12	41.589	10.961	1:44.760	128.63	SSP MASTER	21:22.354
4	143	MELO CANTON LUISA	12	1:22.952	41.363	1:48.908	123.73	SSP MASTER	22:03.717
5	58	PERERA BARCELO SERGIO	11	1 Vuelta	1 Vuelta	1:52.085	120.22	SSP MASTER	20:57.536
SSP OPEN									
1	118	OLIVA SERRANO LORIEN	12			1:41.318	133.00	SSP OPEN	20:28.248
2	82	BERTOMEU AGUILERA JESUA	12	18.035	18.035	1:42.355	131.65	SSP OPEN	20:46.283
3	30	BENITEZ HERRILLO ENRIQUE	12	30.291	12.256	1:43.777	129.84	SSP OPEN	20:58.539
4	15	ROMERO TELLO ANTONIO	12	32.557	2.266	1:43.124	130.67	SSP OPEN	21:00.805
5	36	MATEO RODRIGUEZ JULEN	12	34.696	2.139	1:44.126	129.41	SSP OPEN	21:02.944
6	4	LOZOYA SEPULCRE JOSE LUIS	12	37.931	3.235	1:44.254	129.25	SSP OPEN	21:06.179
7	71	VICENTE DE PABLO RUBEN	12	53.391	15.460	1:45.006	128.32	SSP OPEN	21:21.639
8	116	YEBENES GARRIDO RUBEN	12	1:04.344	10.953	1:46.099	127.00	SSP OPEN	21:32.592
9	92	MEAZA RAMOS JULEN	12	1:24.180	19.836	1:43.930	129.65	SSP OPEN	21:52.428

Lider : Nº97 GORDITO RUIZ ELIAS (1-1) / Nº88 VALLMANYA CUCURULL BENJAMIN (2-12)

Tiempo Inicio : 21/07 - 11:32:46

M. Vuelta : Nº88 VALLMANYA CUCURULL BENJAMIN 1:40.966 133.46 Km/h

Meteo : Soleado Aire : 25°C Pista : Seco

Record anterior : Nº118 OLIVA SERRANO LORIEN 1:41.218 133.13 Km/h





COPA PROMO

CARRERA (RACE) Vuelta a vuelta

Valor informativo. No Oficial

	1	2	3	4	5	6	7	8	9	10	11	12	13	14	15	16	17	18	19	20	21
Parilla	118	88	97	123	113	36	30	82	30	X	X	74	66	75	75	116	X	X	143	58	92
Salida																					
Vuelta 1 <small>Intervalo</small>	97	88 0.3	118 1.3	113 0.8	36 2.5	30 0.7	123 0.4	82 0.4	4 0.1	3 0.8	7 0.1	74 1.9	116 0.2	15 0.5	75 0.5	66 0.4	71 1.5	143 0.6	26 0.5	58 3.0	92 32.3
Vuelta 2	88	118 1.4	113 1.4	30 5.5	36 0.4	123 0.1	82 0.5	4 0.3	3 1.2	7 1.3	74 0.0	116 2.0	15 0.9	75 0.2	66 0.4	71 1.4	143 4.6	26 0.7	58 6.4	92 24.0	
Vuelta 3	88	118 2.0	113 2.8	123 6.3	30 0.0	82 0.7	36 1.6	4 0.2	3 1.3	74 0.9	7 1.3	15 2.7	116 0.3	75 0.4	66 0.6	71 0.9	143 8.3	26 1.1	58 9.3	92 16.1	
Vuelta 4	88	118 2.6	113 4.2	123 5.9	30 1.7	82 0.1	4 2.6	36 0.4	3 1.1	74 0.5	7 2.2	15 2.1	116 2.3	66 0.1	75 0.0	71 0.8	143 12.3	26 1.0	58 12.1	92 8.2	
Vuelta 5	88	118 2.8	113 6.1	123 5.5	82 1.7	30 1.1	4 3.0	36 0.3	3 1.0	74 0.4	7 3.1	15 0.5	66 3.4	75 0.8	116 1.9	71 0.5	143 15.2	26 1.3	58 14.5	92 0.0	
Vuelta 6	88	118 2.8	113 8.6	123 4.3	82 1.8	30 2.6	4 3.3	36 0.1	3 0.8	74 0.3	7 3.8	15 0.0	66 3.7	75 0.9	116 3.2	71 0.1	143 18.6	26 1.9	92 9.6	58 8.3	
Vuelta 7	88	118 4.1	113 8.9	123 4.5	82 1.9	30 4.6	36 2.8	74 0.7	3 0.0	4 0.0	15 3.6	7 1.3	66 4.2	75 0.7	116 3.9	71 0.0	143 22.1	26 2.2	92 4.7	58 15.5	
Vuelta 8	88	118 5.5	113 9.4	123 4.7	82 0.9	30 7.5	74 1.1	36 0.6	3 2.5	4 0.1	15 0.8	7 3.3	66 4.0	75 1.6	71 3.2	116 2.1	143 23.9	92 3.6	26 0.8	58 21.3	
Vuelta 9	88	118 6.8	113 9.9	123 4.7	82 0.9	74 8.2	30 0.5	36 2.7	3 1.8	15 0.6	4 1.2	7 3.2	66 3.5	75 3.4	71 2.8	116 3.4	92 25.3	143 0.7	26 5.6	58 23.5	
Vuelta 10	88	118 8.1	113 10.3	123 4.3	82 2.0	74 7.8	30 1.2	36 4.1	15 0.8	3 0.4	4 2.2	7 3.9	66 2.1	75 4.9	71 2.9	116 4.6	92 24.5	143 4.6	26 7.8	58 28.5	
Vuelta 11	88	118 9.2	113 10.8	123 3.8	82 2.4	74 8.2	30 1.9	15 3.8	36 1.2	3 0.1	4 3.2	7 4.6	66 1.5	75 7.9	71 1.0	116 6.5	92 23.2	143 8.3	26 9.6	58 33.0	
Vuelta 12	88	118 9.7	113 12.5	123 3.6	82 1.9	74 9.0	30 3.1	15 2.2	36 2.1	3 0.0	4 3.1	7 5.2	66 0.2	71 10.0	75 0.7	116 10.2	92 19.8	143 11.2			





COPA PROMO

CARRERA (RACE)

Análisis

Valor informativo. No Oficial

Vueltas	Formato Dia	Tiempo por vuelta	Vueltas	Formato Dia	Tiempo por vuelta	Vueltas	Formato Dia	Tiempo por vuelta
N°3 LEVY SAM			9	11:48:34.981	1:44.111	6	11:44:10.845	1:53.308
1	11:34:36.314	1:51.314	10	11:50:18.592	1:43.611	7	11:46:02.930	1:52.085
2	11:36:21.647	1:45.333	11	11:52:01.792	1:43.200	8	11:47:55.125	1:52.195
3	11:38:06.635	1:44.988	12	11:53:45.805	1:44.013	9	11:49:48.282	1:53.157
4	11:39:51.566	1:44.931	N°26 MANSILLA ZAMORANO RICARDO			10	11:51:45.653	1:57.371
5	11:41:35.533	1:43.967	1	11:34:42.909	1:57.909	11	11:53:42.536	1:56.883
6	11:43:19.835	1:44.302	2	11:36:33.630	1:50.721	N°66 NOLASCO GUTIERREZ DAVID		
7	11:45:03.994	1:44.159	3	11:38:23.627	1:49.997	1	11:34:40.214	1:55.214
8	11:46:49.910	1:45.916	4	11:40:13.246	1:49.619	2	11:36:26.787	1:46.573
9	11:48:34.375	1:44.465	5	11:42:03.007	1:49.761	3	11:38:13.134	1:46.347
10	11:50:19.037	1:44.662	6	11:43:52.805	1:49.798	4	11:39:58.916	1:45.782
11	11:52:03.118	1:44.081	7	11:45:42.585	1:49.780	5	11:41:43.107	1:44.191
12	11:53:48.008	1:44.890	8	11:47:33.751	1:51.166	6	11:43:27.812	1:44.705
N°4 LOZOYA SEPULCRE JOSE LUIS			9	11:49:24.701	1:50.950	7	11:45:13.369	1:45.557
1	11:34:35.418	1:50.418	10	11:51:17.123	1:52.422	8	11:46:58.291	1:44.922
2	11:36:20.395	1:44.977	11	11:53:09.465	1:52.342	9	11:48:43.096	1:44.805
3	11:38:05.274	1:44.879	N°30 BENITEZ HORRILLO ENRIQUE			10	11:50:27.415	1:44.319
4	11:39:49.961	1:44.687	1	11:34:34.375	1:49.375	11	11:52:12.604	1:45.189
5	11:41:34.215	1:44.254	2	11:36:18.906	1:44.531	12	11:53:56.618	1:44.014
6	11:43:18.852	1:44.637	3	11:38:02.683	1:43.777	N°71 VICENTE DE PABLO RUBEN		
7	11:45:04.079	1:45.227	4	11:39:47.171	1:44.488	1	11:34:41.792	1:56.792
8	11:46:50.049	1:45.970	5	11:41:31.166	1:43.995	2	11:36:28.218	1:46.426
9	11:48:36.241	1:46.192	6	11:43:15.509	1:44.343	3	11:38:14.115	1:45.897
10	11:50:21.309	1:45.068	7	11:45:00.267	1:44.758	4	11:39:59.863	1:45.748
11	11:52:06.352	1:45.043	8	11:46:45.530	1:45.263	5	11:41:46.435	1:46.572
12	11:53:51.179	1:44.827	9	11:48:29.772	1:44.242	6	11:43:32.177	1:45.742
N°7 GARCIA MANZANO DAVID			10	11:50:13.681	1:43.909	7	11:45:18.165	1:45.988
1	11:34:36.455	1:51.455	11	11:51:57.957	1:44.276	8	11:47:03.171	1:45.006
2	11:36:23.026	1:46.571	12	11:53:43.539	1:45.582	9	11:48:49.480	1:46.309
3	11:38:08.948	1:45.922	N°36 MATEO RODRIGUEZ JULEN			10	11:50:35.299	1:45.819
4	11:39:54.320	1:45.372	1	11:34:33.644	1:48.644	11	11:52:21.606	1:46.307
5	11:41:39.089	1:44.769	2	11:36:19.306	1:45.662	12	11:54:06.639	1:45.033
6	11:43:24.041	1:44.952	3	11:38:05.038	1:45.732	N°74 PUIG SABATE RAUL		
7	11:45:09.099	1:45.058	4	11:39:50.371	1:45.333	1	11:34:38.387	1:53.387
8	11:46:54.251	1:45.152	5	11:41:34.526	1:44.155	2	11:36:23.051	1:44.664
9	11:48:39.498	1:45.247	6	11:43:19.016	1:44.490	3	11:38:07.552	1:44.501
10	11:50:25.308	1:45.810	7	11:45:03.142	1:44.126	4	11:39:52.090	1:44.538
11	11:52:11.014	1:45.706	8	11:46:47.340	1:44.198	5	11:41:35.940	1:43.850
12	11:53:56.393	1:45.379	9	11:48:32.486	1:45.146	6	11:43:20.174	1:44.234
N°15 ROMERO TELLO ANTONIO			10	11:50:17.788	1:45.302	7	11:45:03.898	1:43.724
1	11:34:39.258	1:54.258	11	11:52:03.010	1:45.222	8	11:46:46.708	1:42.810
2	11:36:25.997	1:46.739	12	11:53:47.944	1:44.934	9	11:48:29.191	1:42.483
3	11:38:11.694	1:45.697	N°58 PERERA BARCELO SERGIO			10	11:50:12.453	1:43.262
4	11:39:56.443	1:44.749	1	11:34:45.909	2:00.909	11	11:51:56.039	1:43.586
5	11:41:39.619	1:43.176	2	11:36:40.108	1:54.199	12	11:53:40.379	1:44.340
6	11:43:24.075	1:44.456	3	11:38:32.964	1:52.856	N°75 HERNANDEZ FERNANDEZ LUIS ANTONIO		
7	11:45:07.746	1:43.671	4	11:40:25.443	1:52.479	1	11:34:39.777	1:54.777
8	11:46:50.870	1:43.124	5	11:42:17.537	1:52.094	2	11:36:26.293	1:46.516





COPA PROMO

CARRERA (RACE)

Análisis

Valor informativo. No Oficial

Vueltas	Formato Dia	Tiempo por vuelta	Vueltas	Formato Dia	Tiempo por vuelta	Vueltas	Formato Dia	Tiempo por vuelta			
3	11:38:12.467	1:46.174	N°97 GORDITO RUIZ ELIAS			7	11:44:53.707	1:42.732			
4	11:39:58.971	1:46.504	1	11:34:28.542	1:43.542	8	11:46:37.038	1:43.331			
5	11:41:43.971	1:45.000	N°113 FELIPE FERRER ENRIQUE			9	11:48:20.038	1:43.000			
6	11:43:28.731	1:44.760	1	11:34:31.115	1:46.115	10	11:50:02.557	1:42.519			
7	11:45:14.156	1:45.425	2	11:36:13.312	1:42.197	11	11:51:45.395	1:42.838			
8	11:46:59.937	1:45.781	3	11:37:56.304	1:42.992	12	11:53:29.372	1:43.977			
9	11:48:46.590	1:46.653	4	11:39:39.460	1:43.156	N°143 MELO CANTON LUISA					
10	11:50:32.324	1:45.734	5	11:41:22.736	1:43.276	1	11:34:42.392	1:57.392			
11	11:52:20.589	1:48.265	6	11:43:06.579	1:43.843	2	11:36:32.867	1:50.475			
12	11:54:07.354	1:46.765	7	11:44:49.128	1:42.549	3	11:38:22.466	1:49.599			
N°82 BERTOMEU AGUILERA JESUA			8	11:46:32.299	1:43.171	4	11:40:12.189	1:49.723			
1	11:34:35.288	1:50.288	9	11:48:15.261	1:42.962	5	11:42:01.680	1:49.491			
2	11:36:20.001	1:44.713	10	11:49:58.253	1:42.992	6	11:43:50.810	1:49.130			
3	11:38:03.414	1:43.413	11	11:51:41.535	1:43.282	7	11:45:40.349	1:49.539			
4	11:39:47.326	1:43.912	12	11:53:25.765	1:44.230	8	11:47:29.261	1:48.912			
5	11:41:30.036	1:42.710	N°116 YEBENES GARRIDO RUBEN			9	11:49:19.087	1:49.826			
6	11:43:12.831	1:42.795	1	11:34:38.666	1:53.666	10	11:51:09.253	1:50.166			
7	11:44:55.619	1:42.788	2	11:36:25.087	1:46.421	11	11:52:59.809	1:50.556			
8	11:46:37.974	1:42.355	3	11:38:12.041	1:46.954	12	11:54:48.717	1:48.908			
9	11:48:20.975	1:43.001	4	11:39:58.767	1:46.726	N°118 OLIVA SERRANO LORIEEN					
10	11:50:04.587	1:43.612	5	11:41:45.892	1:47.125	1	11:34:30.279	1:45.279			
11	11:51:47.799	1:43.212	6	11:43:31.991	1:46.099	2	11:36:11.828	1:41.549			
12	11:53:31.283	1:43.484	7	11:45:18.121	1:46.130	3	11:37:53.448	1:41.620			
N°88 VALLMANYA CUCURULL BENJAMIN			8	11:47:05.286	1:47.165	4	11:39:35.217	1:41.769			
1	11:34:28.940	1:43.940	9	11:48:52.951	1:47.665	5	11:41:16.576	1:41.359			
2	11:36:10.410	1:41.470	10	11:50:39.987	1:47.036	6	11:42:57.894	1:41.318			
3	11:37:51.416	1:41.006	11	11:52:28.186	1:48.199	7	11:44:40.160	1:42.266			
4	11:39:32.596	1:41.180	12	11:54:17.592	1:49.406	8	11:46:22.810	1:42.650			
5	11:41:13.706	1:41.110	N°123 CLAPES MARTINEZ ALEX			9	11:48:05.336	1:42.526			
6	11:42:55.003	1:41.297	1	11:34:34.828	1:49.828	10	11:49:47.916	1:42.580			
7	11:44:35.969	1:40.966	2	11:36:19.444	1:44.616	11	11:51:30.646	1:42.730			
8	11:46:17.298	1:41.329	3	11:38:02.646	1:43.202	12	11:53:13.248	1:42.602			
9	11:47:58.498	1:41.200	4	11:39:45.424	1:42.778	N°92 MEAZA RAMOS JULEN					
10	11:49:39.720	1:41.222	5	11:41:28.258	1:42.834	1	11:35:18.261	2:33.261			
11	11:51:21.373	1:41.653	6	11:43:10.975	1:42.717	2	11:37:04.178	1:45.917			
12	11:53:03.460	1:42.087									
N°92 MEAZA RAMOS JULEN											
1	11:35:18.261	2:33.261									
2	11:37:04.178	1:45.917									
3	11:38:49.145	1:44.967									
4	11:40:33.695	1:44.550									
5	11:42:17.625	1:43.930									
6	11:44:02.494	1:44.869									
7	11:45:47.348	1:44.854									
8	11:47:32.878	1:45.530									
9	11:49:18.328	1:45.450									
10	11:51:04.582	1:46.254									
11	11:52:51.473	1:46.891									
12	11:54:37.428	1:45.955									





COPA PROMO

CARRERA (RACE) Parrilla de Salida

7	143 MELO CANTON LUISA 1:49.417	58 PERERA BARCELO SERGIO 1:50.688	26 MANSILLA ZAMORANO RICARDO 1:51.776
6	116 YEBENES GARRIDO RUBEN 1:45.879	3 LEVY SAM 1:47.348	71 VICENTE DE PABLO RUBEN 1:47.544
5	66 NOLASCO GUTIERREZ DAVID 1:44.553	75 HERNANDEZ FERNANDEZ LUIS ANTONIO 1:44.576	15 ROMERO TELLO ANTONIO 1:44.839
4	4 LOZOYA SEPULCRE JOSE LUIS 1:43.909	7 GARCIA MANZANO DAVID 1:43.975	74 PUIG SABATE RAUL 1:44.066
3	36 MATEO RODRIGUEZ JULEN 1:43.448	92 MEAZA RAMOS JULEN 1:43.544	30 BENITEZ HERRILLO ENRIQUE 1:43.866
2	123 CLAPES MARTINEZ ALEX 1:42.893	113 FELIPE FERRER ENRIQUE 1:42.972	82 BERTOMEU AGUILERA JESUA 1:43.248
1	118 OLIVA SERRANO LORIEN 1:41.218	88 VALLMANEZ CUCURULL BENJAMIN 1:41.976	97 GORDITO RUIZ ELIAS 1:42.060

POLE POSITION



Salida : 21/07 - 11:30 12 Total = 44.916 km

COPA DE ESPAÑA VELOCIDAD 18/07/2024

Página 1 / 1

Apex Timing GoRacing





COPA PROMO

FUSION Q1+Q2 Resultados

Documento 3

Sujeto a escrutinio & investigaciones deportivas

Pos.	Nº	Piloto	Q1	Q2	Tiempo	Dif.	Total	Clase
1	118	OLIVA SERRANO LORIEN	1:41.218	1:42.758	1:41.218		13	SSP OPEN
2	88	VALLMANYA CUCURULL BENJAMIN	1:42.081	1:41.976	1:41.976	0.758	16	SBK MASTER
3	97	GORDITO RUIZ ELIAS	1:45.383	1:42.060	1:42.060	0.842	13	SBK OPEN
4	123	CLAPES MARTINEZ ALEX	1:43.515	1:42.893	1:42.893	1.675	19	SBK MASTER
5	113	FELIPE FERRER ENRIQUE	1:42.972	Sin Tiempo	1:42.972	1.754	8	SSP MASTER
6	82	BERTOMEU AGUILERA JESUA	1:43.248	Sin Tiempo	1:43.248	2.030	10	SSP OPEN
7	36	MATEO RODRIGUEZ JULEN	1:43.448	Sin Tiempo	1:43.448	2.230	10	SSP OPEN
8	92	MEAZA RAMOS JULEN	1:43.544	Sin Tiempo	1:43.544	2.326	5	SSP OPEN
9	30	BENITEZ HERRILLO ENRIQUE	1:43.866	1:44.107	1:43.866	2.648	17	SSP OPEN
10	4	LOZOYA SEPULCRE JOSE LUIS	1:43.909	Sin Tiempo	1:43.909	2.691	4	SSP OPEN
11	7	GARCIA MANZANO DAVID	1:43.975	1:46.411	1:43.975	2.757	13	SSP MASTER
12	74	PUIG SABATE RAUL	1:44.660	1:44.066	1:44.066	2.848	17	SBK MASTER
13	66	NOLASCO GUTIERREZ DAVID	1:44.553	1:47.115	1:44.553	3.335	15	SBK MASTER
14	75	HERNANDEZ FERNANDEZ LUIS ANTONIO	1:44.576	1:45.612	1:44.576	3.358	20	SSP MASTER
15	15	ROMERO TELLO ANTONIO	1:44.839	1:46.021	1:44.839	3.621	10	SSP OPEN
16	116	YEBENES GARRIDO RUBEN	1:46.785	1:45.879	1:45.879	4.661	14	SSP OPEN
17	3	LEVY SAM	1:47.348	1:47.444	1:47.348	6.130	14	SBK MASTER
18	71	VICENTE DE PABLO RUBEN	1:47.544	1:48.039	1:47.544	6.326	10	SSP OPEN
19	143	MELO CANTON LUISA	1:49.510	1:49.417	1:49.417	8.199	19	SSP MASTER
20	58	PERERA BARCELO SERGIO	1:50.688	1:52.502	1:50.688	9.470	18	SSP MASTER
21	26	MANSILLA ZAMORANO RICARDO	1:51.776	1:52.143	1:51.776	10.558	13	SBK OPEN





COPA PROMO

CRONOMETRADOS 2 (Q2) Resultados

Documento 2

Sujeto a escrutinio & investigaciones deportivas

Pos.	Nº	Piloto	M. Vuelta	Dif.	Interv.	Km/h	Total	Clase	Tiempo
1	88	VALLMANYA CUCURULL BENJAMIN	1:41.976			132.14	7	SBK MASTER	14:59.535
2	97	GORDITO RUIZ ELIAS	1:42.060	0.084	0.084	132.03	3	SBK OPEN	8:09.617
3	118	OLIVA SERRANO LORIEEN	1:42.758	0.782	0.698	131.13	4	SSP OPEN	10:09.485
4	123	CLAPES MARTINEZ ALEX	1:42.893	0.917	0.135	130.96	8	SBK MASTER	19:10.526
5	74	PUIG SABATE RAUL	1:44.066	2.090	1.173	129.48	9	SBK MASTER	20:07.785
6	30	BENITEZ HERRILLO ENRIQUE	1:44.107	2.131	0.041	129.43	9	SSP OPEN	21:00.337
7	75	HERNANDEZ FERNANDEZ LUIS ANTONIO	1:45.612	3.636	1.505	127.59	10	SSP MASTER	21:16.987
8	116	YEBENES GARRIDO RUBEN	1:45.879	3.903	0.267	127.27	5	SSP OPEN	11:52.956
9	15	ROMERO TELLO ANTONIO	1:46.021	4.045	0.142	127.10	1	SSP OPEN	4:01.641
10	7	GARCIA MANZANO DAVID	1:46.411	4.435	0.390	126.63	4	SSP MASTER	11:10.673
11	66	NOLASCO GUTIERREZ DAVID	1:47.115	5.139	0.704	125.80	4	SBK MASTER	12:35.289
12	3	LEVY SAM	1:47.444	5.468	0.329	125.41	5	SBK MASTER	12:22.317
13	71	VICENTE DE PABLO RUBEN	1:48.039	6.063	0.595	124.72	5	SSP OPEN	14:07.758
14	143	MELO CANTON LUISA	1:49.417	7.441	1.378	123.15	9	SSP MASTER	21:14.590
15	26	MANSILLA ZAMORANO RICARDO	1:52.143	10.167	2.726	120.16	7	SBK OPEN	16:49.483
16	58	PERERA BARCELO SERGIO	1:52.502	10.526	0.359	119.77	9	SSP MASTER	20:17.918

No Clasificados

4	LOZOYA SEPULCRE JOSE LUIS							SSP OPEN	
36	MATEO RODRIGUEZ JULEN							SSP OPEN	
82	BERTOMEU AGUILERA JESUA							SSP OPEN	
92	MEAZA RAMOS JULEN							SSP OPEN	
113	FELIPE FERRER ENRIQUE							SSP MASTER	

Meteo : Soleado Aire : 36°C Pista : Seco

M. Vuelta : Nº88 VALLMANYA CUCURULL BENJAMIN 1:41.976 132.14 Km/h
 Evento Grabado : Nº118 OLIVA SERRANO LORIEEN 1:41.218 133.13 Km/h

COPA DE ESPAÑA VELOCIDAD 18/07/2024

Página 1 / 1

Apex Timing GoRacing





COPA PROMO

CRONOMETRADOS 2 (Q2)

Valor informativo. No Oficial

Análisis

Vueltas	Formato	Día	Tiempo por vuelta	Vueltas	Formato	Día	Tiempo por vuelta	Vueltas	Formato	Día	Tiempo por vuelta
N°3 LEVY SAM											
1		14:40:00.352	1:49.071	2		14:42:28.326	1:48.233	N°123 CLAPES MARTINEZ ALEX			
2		14:41:48.757	1:48.405	3	IN	14:44:21.511	1:53.185	1		14:42:03.450	1:45.587
3		14:43:36.220	1:47.463	4		14:47:05.047	2:43.536	2		14:43:47.873	1:44.423
4		14:45:23.664	1:47.444	5	IN	14:49:13.583	2:08.536	3		14:45:32.773	1:44.900
5	IN	14:47:28.142	2:04.478	N°74 PUIG SABATE RAUL				4		14:47:17.102	1:44.329
N°7 GARCIA MANZANO DAVID								5		14:49:01.135	1:44.033
1		14:39:13.313	1:46.411	1		14:39:33.594	1:44.819	6		14:50:44.355	1:43.220
2	IN	14:41:13.608	2:00.295	2		14:41:18.838	1:45.244	7		14:52:27.248	1:42.893
3		14:44:18.838	3:05.230	3		14:43:03.493	1:44.655	8	IN	14:54:16.351	1:49.103
4	IN	14:46:16.498	1:57.660	4		14:44:48.572	1:45.079	N°143 MELO CANTON LUISA			
N°15 ROMERO TELLO ANTONIO								1		14:40:05.628	1:51.450
1		14:39:07.466	1:46.021	5		14:46:32.684	1:44.112	2		14:41:57.521	1:51.893
N°26 MANSILLA ZAMORANO RICARDO								3		14:43:47.872	1:50.351
1		14:40:19.299	1:54.190	6	IN	14:48:28.210	1:55.526	4		14:45:38.515	1:50.643
2		14:42:14.236	1:54.937	7		14:51:42.964	3:14.754	5		14:47:29.794	1:51.279
3		14:44:08.549	1:54.313	8		14:53:27.030	1:44.066	6	IN	14:49:39.736	2:09.942
4		14:46:00.692	1:52.143	9		14:55:13.610	1:46.580	7		14:52:41.241	3:01.505
5		14:47:53.900	1:53.208	N°75 HERNANDEZ FERNANDEZ LUIS ANTONIO				8		14:54:30.998	1:49.757
6		14:49:46.618	1:52.718	1		14:40:22.189	1:51.724	9		14:56:20.415	1:49.417
7	IN	14:51:55.308	2:08.690	2		14:42:11.346	1:49.157	N°88 VALLMANYA CUCURULL BENJAMIN			
N°30 BENITEZ HERRILLO ENRIQUE								3		14:42:50.171	1:42.854
1		14:40:21.138	1:47.256	3		14:43:58.140	1:46.794	4		14:44:33.999	1:43.828
2		14:42:07.346	1:46.208	4		14:45:45.286	1:47.146	5		14:46:16.711	1:42.712
3		14:43:51.453	1:44.107	5		14:47:32.541	1:47.255	6		14:47:59.219	1:42.508
4	IN	14:45:44.036	1:52.583	6		14:49:19.139	1:46.598	7	IN	14:50:05.360	2:06.141
5		14:48:56.951	3:12.915	7		14:51:04.782	1:45.643	N°97 GORDITO RUIZ ELIAS			
6		14:50:42.369	1:45.418	8		14:52:51.475	1:46.693	1		14:39:42.747	1:42.060
7		14:52:33.485	1:51.116	9		14:54:37.200	1:45.725	2		14:41:25.657	1:42.910
8		14:54:20.095	1:46.610	N°88 VALLMANYA CUCURULL BENJAMIN				3	IN	14:43:15.442	1:49.785
9		14:56:06.162	1:46.067	1		14:39:25.341	1:43.011	N°116 YEBENES GARRIDO RUBEN			
N°58 PERERA BARCELO SERGIO								2		14:41:07.317	1:41.976
1		14:40:13.817	1:55.331	2		14:42:11.346	1:49.157	3		14:42:50.171	1:42.854
2		14:42:10.165	1:56.348	3		14:43:58.140	1:46.794	4		14:44:33.999	1:43.828
3		14:44:05.007	1:54.842	4		14:45:45.286	1:47.146	5		14:46:16.711	1:42.712
4		14:45:58.104	1:53.097	5		14:47:32.541	1:47.255	6		14:47:59.219	1:42.508
5		14:47:50.881	1:52.777	6		14:49:19.139	1:46.598	7	IN	14:50:05.360	2:06.141
6		14:49:43.383	1:52.502	7		14:51:04.782	1:45.643	N°97 GORDITO RUIZ ELIAS			
7		14:51:36.965	1:53.582	8		14:52:51.475	1:46.693	1		14:39:42.747	1:42.060
8		14:53:30.155	1:53.190	9		14:54:37.200	1:45.725	2		14:41:25.657	1:42.910
9		14:55:23.743	1:53.588	N°88 VALLMANYA CUCURULL BENJAMIN				3	IN	14:43:15.442	1:49.785
N°66 NOLASCO GUTIERREZ DAVID								4		14:42:50.171	1:42.854
1		14:42:10.901	1:49.321	4		14:43:58.140	1:46.794	5		14:44:33.999	1:43.828
2		14:43:59.893	1:48.992	5		14:45:45.286	1:47.146	6		14:46:16.711	1:42.712
3		14:45:47.008	1:47.115	6		14:47:32.541	1:47.255	7		14:47:59.219	1:42.508
4	IN	14:47:41.114	1:54.106	7		14:49:19.139	1:46.598	8		14:47:59.219	1:42.508
N°71 VICENTE DE PABLO RUBEN								9	IN	14:50:05.360	2:06.141
1		14:40:40.093	1:48.039	8		14:52:51.475	1:46.693	N°97 GORDITO RUIZ ELIAS			
N°71 VICENTE DE PABLO RUBEN								9		14:54:30.998	1:49.757
1		14:40:40.093	1:48.039	9		14:56:22.812	1:45.612	N°118 OLIVA SERRANO LORIEN			
N°71 VICENTE DE PABLO RUBEN								1		14:39:48.868	1:42.758
1		14:40:40.093	1:48.039	1		14:39:48.868	1:42.758	2		14:41:31.988	1:43.120
N°71 VICENTE DE PABLO RUBEN								3		14:43:14.986	1:42.998
1		14:40:40.093	1:48.039	2		14:41:31.988	1:43.120	4	IN	14:45:15.310	2:00.324
N°71 VICENTE DE PABLO RUBEN								3		14:43:14.986	1:42.998
1		14:40:40.093	1:48.039	4	IN	14:45:15.310	2:00.324	N°118 OLIVA SERRANO LORIEN			





COPA PROMO

CRONOMETRADOS 1 (Q1)

Documento 1

Resultados

Sujeto a escrutinio & investigaciones deportivas

Pos.	Nº	Piloto	M. Vuelta	Dif.	Interv.	Km/h	Total	Clase	Tiempo
1	118	OLIVA SERRANO LORIEN	1:41.218			133.13	9	SSP OPEN	20:28.249
2	88	VALLMANYA CUCURULL BENJAMIN	1:42.081	0.863	0.863	132.00	9	SBK MASTER	20:39.990
3	113	FELIPE FERRER ENRIQUE	1:42.972	1.754	0.891	130.86	8	SSP MASTER	17:57.468
4	82	BERTOMEU AGUILERA JESUA	1:43.248	2.030	0.276	130.51	10	SSP OPEN	21:01.192
5	36	MATEO RODRIGUEZ JULEN	1:43.448	2.230	0.200	130.26	10	SSP OPEN	21:06.275
6	123	CLAPES MARTINEZ ALEX	1:43.515	2.297	0.067	130.17	11	SBK MASTER	21:24.367
7	92	MEAZA RAMOS JULEN	1:43.544	2.326	0.029	130.14	5	SSP OPEN	11:41.248
8	30	BENITEZ HERRILLO ENRIQUE	1:43.866	2.648	0.322	129.73	8	SSP OPEN	17:26.001
9	4	LOZOYA SEPULCRE JOSE LUIS	1:43.909	2.691	0.043	129.68	4	SSP OPEN	10:14.731
10	7	GARCIA MANZANO DAVID	1:43.975	2.757	0.066	129.60	9	SSP MASTER	20:20.360
11	66	NOLASCO GUTIERREZ DAVID	1:44.553	3.335	0.578	128.88	11	SBK MASTER	21:32.639
12	75	HERNANDEZ FERNANDEZ LUIS ANTONIO	1:44.576	3.358	0.023	128.85	10	SSP MASTER	20:56.704
13	74	PUIG SABATE RAUL	1:44.660	3.442	0.084	128.75	8	SBK MASTER	19:00.190
14	15	ROMERO TELLO ANTONIO	1:44.839	3.621	0.179	128.53	9	SSP OPEN	20:06.764
15	97	GORDITO RUIZ ELIAS	1:45.383	4.165	0.544	127.87	10	SBK OPEN	21:41.214
16	116	YEBENES GARRIDO RUBEN	1:46.785	5.567	1.402	126.19	9	SSP OPEN	20:27.009
17	3	LEVY SAM	1:47.348	6.130	0.563	125.52	9	SBK MASTER	18:56.958
18	71	VICENTE DE PABLO RUBEN	1:47.544	6.326	0.196	125.30	5	SSP OPEN	12:25.588
19	143	MELO CANTON LUISA	1:49.510	8.292	1.966	123.05	10	SSP MASTER	21:25.868
20	58	PERERA BARCELO SERGIO	1:50.688	9.470	1.178	121.74	9	SSP MASTER	20:27.084
21	26	MANSILLA ZAMORANO RICARDO	1:51.776	10.558	1.088	120.55	6	SBK OPEN	16:46.395

Tiempo Inicio : 20/07 - 10:50:04

M. Vuelta : N°118 OLIVA SERRANO LORIEN 1:41.218 133.13 Km/h

Meteo : Soleado Aire : 28°C Pista : Seco

COPA DE ESPAÑA VELOCIDAD 18/07/2024

Página 1 / 1

Apex Timing GoRacing





COPA PROMO

CRONOMETRADOS 1 (Q1) Análisis

Valor informativo. No Oficial

Vueltas	Formato	Dia	Tiempo por vuelta
Nº3 LEVY SAM			
1		10:54:19.583	1:49.177
2		10:56:08.528	1:48.945
3		10:57:55.876	1:47.348
4		10:59:43.792	1:47.916
5		11:01:32.212	1:48.420
6		11:03:19.661	1:47.449
7		11:05:07.643	1:47.982
8		11:06:56.329	1:48.686
9	IN	11:08:56.958	2:00.629
Nº4 LOZOYA SEPULCRE JOSE LUIS			
1		10:53:50.671	1:43.909
2		10:55:35.805	1:45.134
3	IN	10:57:24.547	1:48.742
4	IN	11:00:14.731	2:50.184
Nº7 GARCIA MANZANO DAVID			
1		10:54:42.869	1:47.461
2		10:56:29.502	1:46.633
3		10:58:22.451	1:52.949
4		11:00:06.426	1:43.975
5		11:01:50.715	1:44.289
6	IN	11:03:43.290	1:52.575
7		11:06:32.886	2:49.596
8		11:08:17.275	1:44.389
9	IN	11:10:20.360	2:03.085
Nº15 ROMERO TELLO ANTONIO			
1		10:54:09.315	1:46.157
2		10:55:55.701	1:46.386
3		10:57:40.677	1:44.976
4	IN	10:59:34.659	1:53.982
5		11:02:29.615	2:54.956
6		11:04:18.475	1:48.860
7		11:06:04.901	1:46.426
8		11:07:49.740	1:44.839
9	IN	11:10:06.764	2:17.024
Nº26 MANSILLA ZAMORANO RICARDO			
1		10:54:57.877	1:52.802
2		10:56:52.359	1:54.482
3	IN	10:58:53.784	2:01.425
4		11:02:47.266	3:53.482
5		11:04:39.042	1:51.776
6	IN	11:06:46.395	2:07.353
Nº30 BENITEZ HERRILLO ENRIQUE			
1		10:55:04.889	2:42.400
2		10:56:50.207	1:45.318
3		10:58:34.073	1:43.866
4		11:00:19.036	1:44.963
5		11:02:04.403	1:45.367

Vueltas	Formato	Dia	Tiempo por vuelta
6		11:03:50.049	1:45.646
7		11:05:35.847	1:45.798
8	IN	11:07:26.001	1:50.154
Nº36 MATEO RODRIGUEZ JULEN			
1		10:54:16.171	1:47.781
2		10:56:02.018	1:45.847
3		10:57:47.464	1:45.446
4		10:59:32.288	1:44.824
5		11:01:17.062	1:44.774
6		11:03:00.510	1:43.448
7	IN	11:04:52.115	1:51.605
8		11:07:28.701	2:36.586
9		11:09:13.228	1:44.527
10	IN	11:11:06.275	1:53.047
Nº58 PERERA BARCELO SERGIO			
1		10:55:25.012	1:57.930
2		10:57:20.163	1:55.151
3		10:59:14.449	1:54.286
4		11:01:08.461	1:54.012
5		11:03:00.459	1:51.998
6		11:04:52.898	1:52.439
7		11:06:45.299	1:52.401
8		11:08:35.987	1:50.688
9		11:10:27.084	1:51.097
Nº66 NOLASCO GUTIERREZ DAVID			
1		10:53:55.723	1:47.777
2		10:55:42.636	1:46.913
3		10:57:28.169	1:45.533
4		10:59:14.368	1:46.199
5		11:00:59.816	1:45.448
6		11:02:47.327	1:47.511
7		11:04:32.547	1:45.220
8		11:06:17.149	1:44.602
9		11:08:03.050	1:45.901
10		11:09:47.603	1:44.553
11		11:11:32.639	1:45.036
Nº71 VICENTE DE PABLO RUBEN			
1		10:54:54.380	1:49.083
2		10:56:43.136	1:48.756
3		10:58:32.501	1:49.365
4		11:00:20.045	1:47.544
5	IN	11:02:25.588	2:05.543
Nº74 PUIG SABATE RAUL			
1		10:54:44.550	1:45.313
2		10:56:29.838	1:45.288
3		10:58:14.567	1:44.729
4	IN	11:00:08.664	1:54.097
5		11:03:36.952	3:28.288

Vueltas	Formato	Dia	Tiempo por vuelta
6		11:05:22.135	1:45.183
7		11:07:06.795	1:44.660
8	IN	11:09:00.190	1:53.395
Nº75 HERNANDEZ FERNANDEZ LUIS ANTONIO			
1		10:54:39.240	1:47.115
2		10:56:44.678	2:05.438
3		10:58:34.202	1:49.524
4		11:00:21.159	1:46.957
5		11:02:07.104	1:45.945
6		11:03:56.575	1:49.471
7		11:05:41.449	1:44.874
8		11:07:26.025	1:44.576
9		11:09:11.001	1:44.976
10		11:10:56.704	1:45.703
Nº82 BERTOMEU AGUILERA JESUA			
1		10:54:21.939	1:44.138
2		10:56:07.684	1:45.745
3		10:57:51.906	1:44.222
4		10:59:35.720	1:43.814
5		11:01:19.356	1:43.636
6		11:03:02.643	1:43.287
7	IN	11:04:56.752	1:54.109
8		11:07:17.614	2:20.862
9		11:09:00.862	1:43.248
10		11:11:01.192	2:00.330
Nº88 VALLMANYA CUCURULL BENJAMIN			
1		10:54:13.645	1:43.109
2		10:55:55.726	1:42.081
3		10:57:37.812	1:42.086
4	IN	10:59:29.985	1:52.173
5		11:03:28.625	3:58.640
6		11:05:11.098	1:42.473
7		11:06:55.833	1:44.735
8		11:08:39.374	1:43.541
9	IN	11:10:39.990	2:00.616
Nº92 MEAZA RAMOS JULEN			
1		10:54:40.227	1:44.313
2		10:56:24.948	1:44.721
3		10:58:08.852	1:43.904
4		10:59:52.396	1:43.544
5	IN	11:01:41.248	1:48.852
Nº97 GORDITO RUIZ ELIAS			
1		10:54:42.042	1:47.814
2		10:56:29.476	1:47.434
3	IN	10:58:22.177	1:52.701
4		11:00:59.258	2:37.081
5		11:02:45.069	1:45.811
6		11:04:30.954	1:45.885





COPA PROMO

CRONOMETRADOS 1 (Q1)

Valor informativo. No Oficial

Análisis

Vueltas	Formato Día	Tiempo por vuelta
7	11:06:16.337	1:45.383
8	11:08:04.018	1:47.681
9	11:09:51.344	1:47.326
10	11:11:41.214	1:49.870

Nº113 FELIPE FERRER ENRIQUE		
Vueltas	Formato Día	Tiempo por vuelta
1	10:53:48.648	1:43.614
2	IN	1:58.895
3	10:58:50.877	3:03.334
4	11:00:33.849	1:42.972
5	11:02:18.096	1:44.247
6	11:04:02.766	1:44.670
7	11:05:55.501	1:52.735
8	IN	2:01.967

Nº116 YEBENES GARRIDO RUBEN		
Vueltas	Formato Día	Tiempo por vuelta
1	10:53:58.258	1:48.364
2	10:55:46.664	1:48.406
3	10:57:35.407	1:48.743
4	IN	1:58.600
5	11:03:05.558	3:31.551
6	11:04:53.932	1:48.374
7	11:06:41.544	1:47.612
8	11:08:28.329	1:46.785
9	IN	1:58.680

Nº118 OLIVA SERRANO LORIEN		
Vueltas	Formato Día	Tiempo por vuelta
1	10:54:35.302	1:42.750
2	10:56:17.292	1:41.990
3	10:57:58.510	1:41.218
4	10:59:40.252	1:41.742
5	IN	1:48.558
6	11:04:57.656	3:28.846
7	11:06:40.307	1:42.651
8	11:08:21.701	1:41.394
9	IN	2:06.548

Nº123 CLAPES MARTINEZ ALEX		
Vueltas	Formato Día	Tiempo por vuelta
1	10:53:53.751	1:46.717
2	10:55:39.726	1:45.975
3	10:57:25.795	1:46.069
4	10:59:12.020	1:46.225
5	11:00:57.089	1:45.069
6	11:02:42.849	1:45.760
7	11:04:26.627	1:43.778
8	11:06:10.303	1:43.676
9	11:07:53.818	1:43.515
10	11:09:38.029	1:44.211
11	11:11:24.367	1:46.338

Nº143 MELO CANTON LUISA		
Vueltas	Formato Día	Tiempo por vuelta
1	10:54:50.620	1:50.684
2	10:56:42.347	1:51.727

Vueltas	Formato Día	Tiempo por vuelta
3	10:58:33.414	1:51.067
4	11:00:24.238	1:50.824
5	11:02:13.950	1:49.712
6	11:04:06.008	1:52.058
7	11:05:55.518	1:49.510
8	11:07:45.522	1:50.004
9	11:09:35.456	1:49.934
10	11:11:25.868	1:50.412





COPA PROMO Lista de Inscritos (21 Pilotos)

Nº	Piloto	Equipo	Moto	Clase
3	LEVY SAM	CD CIV MotorSport	YAMAHA	SBK MASTER
4	LOZOYA SEPULCRE JOSE LUIS	CD CIV MotorSport	YAMAHA	SSP OPEN
7	GARCIA MANZANO DAVID	Pisto Club Baix Mont	SUZUKI	SSP MASTER
15	ROMERO TELLO ANTONIO	A.E.M.A.	YAMAHA	SSP OPEN
26	MANSILLA ZAMORANO RICARDO	MC Albacete	YAMAHA	SBK OPEN
30	BENITEZ HERRILLO ENRIQUE	Motor Club Cibrón	SIN MARCA	SSP OPEN
36	MATEO RODRIGUEZ JULEN	CD CIV MotorSport	SUZUKI	SSP OPEN
58	PERERA BARCELO SERGIO	Club Esportiu Circui	YAMAHA	SSP MASTER
66	NOLASCO GUTIERREZ DAVID	Associació Dream RT	SIN MARCA	SBK MASTER
71	VICENTE DE PABLO RUBEN	CD CIV MotorSport	SIN MARCA	SSP OPEN
74	PUIG SABATE RAUL	CD CIV MotorSport	KAWASAKI	SBK MASTER
75	HERNANDEZ FERNANDEZ LUIS ANTONIO	Extremadura Racing	SIN MARCA	SSP MASTER
82	BERTOMEU AGUILERA JESUA	CD CIV MotorSport	KAWASAKI	SSP OPEN
88	VALLMANYA CUCURULL BENJAMIN	Club Esportiu Circui	APRILIA	SBK MASTER
92	MEAZA RAMOS JULEN	CD CIV MotorSport	SUZUKI	SSP OPEN
97	GORDITO RUIZ ELIAS	Penya Motorista Barc	YAMAHA	SBK OPEN
113	FELIPE FERRER ENRIQUE	A.E.M.A.	SIN MARCA	SSP MASTER
116	YEBENES GARRIDO RUBEN	CD CIV MotorSport	SIN MARCA	SSP OPEN
118	OLIVA SERRANO LORIE	A.D. Aragón Sport	SIN MARCA	SSP OPEN
123	CLAPES MARTINEZ ALEX	Associació Dream RT	SIN MARCA	SBK MASTER
143	MELO CANTON LUISA	A.E.M.A.	YAMAHA	SSP MASTER





R4C CUP

CARRERA 2 (RACE 2) Resultados

Documento 6

Pos.	Nº	Piloto	Total	Dif.	Interv.	M. Vuelta	Km/h	Clase	Tiempo
1	33	Santos Martinez Miguel Bruno	10			1:45.922	127.21	R4C General	18:14.618
2	18	Regal Fajardo Ivan	10	0.669	0.669	1:46.238	126.84	R4C General	18:15.287
3	17	Jorge Wiensener Lars Antero	10	3.532	2.863	1:47.442	125.41	R4C General	18:18.150
4	22	Martinez Torregrosa Maria	10	4.159	0.627	1:46.825	126.14	R4C General	18:18.777
5	19	Palacios Muro Rafael	10	5.808	1.649	1:47.288	125.59	R4C General	18:20.426
6	55	Dominguez Fernandez Izan	10	8.822	3.014	1:48.234	124.50	R4C General	18:23.440
7	43	Lamarca Nuñez Igancio Liber	10	12.583	3.761	1:48.006	124.76	R4C General	18:27.201
8	37	Gonzalez Millan Ivan	10	34.733	22.150	1:50.792	121.62	R4C General	18:49.351
9	67	Alberto Perez Perez Carlos	10	49.729	14.996	1:50.511	121.93	R4C General	19:04.347
10	6	Cervera Plaza Eduardo	10	59.155	9.426	1:52.489	119.79	R4C General	19:13.773
11	78	ELEONORE DESTRAIT	9	1 Vuelta	1 Vuelta	1:58.761	113.46	R4C General	18:23.742
No Clasificados									
	56	Martinez Albert Jose Miguel	7	Retirado		1:52.272	120.02	R4C General	13:52.129

Lider : Nº19 Palacios Muro Rafael (1-2) / Nº17 Jorge Wiensener Lars Antero (3-5) / Nº18 Regal Fajardo Ivan (6-6) / Nº17 Jorge Wiensener Lars Antero (7-8) / Nº33 Santos Martinez Miguel Bruno (9-10)

Tiempo Inicio : 21/07 - 13:59:46

M. Vuelta : Nº33 Santos Martinez Miguel Bruno 1:45.922 127.21 Km/h

Meteo : Soleado Aire : 27°C Pista : Seco

Evento Grabado : Nº33 Santos Martinez Miguel Bruno 1:45.468 127.76 Km/h

COPA DE ESPAÑA VELOCIDAD 18/07/2024

Página 1 / 1

Apex Timing GoRacing





R4C CUP

CARRERA 2 (RACE 2) Vuelta a vuelta

Valor informativo. No Oficial

	1	2	3	4	5	6	7	8	9	10	11	12
Vuelta 1	19	18	33	17	55	22	43	67	37	6	56	78
Vuelta 2	19	18	17	33	55	22	43	67	37	56	6	78
Vuelta 3	17	18	19	33	55	22	43	67	37	56	6	78
Vuelta 4	17	18	33	19	22	55	43	67	37	56	6	78
Vuelta 5	17	18	33	22	19	55	43	67	37	6	56	78
Vuelta 6	18	17	33	22	55	19	43	37	67	6	56	78
Vuelta 7	17	18	33	19	22	55	43	37	67	6	56	78
Vuelta 8	17	33	18	19	22	55	43	37	67	6	78	
Vuelta 9	33	18	17	22	19	55	43	37	67	6	78	
Vuelta 10	33	18	17	22	19	55	43	37	67	6		





R4C CUP

CARRERA 2 (RACE 2)

Análisis

Valor informativo. No Oficial

Vueltas	Formato	Día	Tiempo por vuelta	Vueltas	Formato	Día	Tiempo por vuelta	Vueltas	Formato	Día	Tiempo por vuelta
N°6 Cervera Plaza Eduardo				4		14:07:14.479	1:48.064	8		14:14:29.154	1:48.391
1		14:01:51.019	2:08.019	5		14:09:01.708	1:47.229	9		14:16:17.388	1:48.234
2		14:03:46.010	1:54.991	6		14:10:51.258	1:49.550	10		14:18:06.440	1:49.052
3		14:05:40.710	1:54.700	7		14:12:40.393	1:49.135	N°56 Martinez Albert Jose Miguel			
4		14:07:36.825	1:56.115	8		14:14:27.218	1:46.825	1		14:01:51.244	2:08.244
5		14:09:30.691	1:53.866	9		14:16:14.366	1:47.148	2		14:03:43.516	1:52.272
6		14:11:24.146	1:53.455	10		14:18:01.777	1:47.411	3		14:05:40.532	1:57.016
7		14:13:17.227	1:53.081	N°33 Santos Martinez Miguel Bruno				4		14:07:36.628	1:56.096
8		14:15:11.067	1:53.840	1		14:01:47.792	2:04.792	5		14:09:31.375	1:54.747
9		14:17:04.284	1:53.217	2		14:03:36.210	1:48.418	6		14:11:24.841	1:53.466
10		14:18:56.773	1:52.489	3		14:05:24.746	1:48.536	7	IN	14:13:35.129	2:10.288
N°17 Jorge Wiensener Lars Antero				4		14:07:14.107	1:49.361	N°67 Alberto Perez Perez Carlos			
1		14:01:48.026	2:05.026	5		14:09:01.261	1:47.154	1		14:01:50.021	2:07.021
2		14:03:35.631	1:47.605	6		14:10:50.015	1:48.754	2		14:03:40.713	1:50.692
3		14:05:23.832	1:48.201	7		14:12:37.628	1:47.613	3		14:05:32.557	1:51.844
4		14:07:13.105	1:49.273	8		14:14:25.543	1:47.915	4		14:07:23.068	1:50.511
5		14:09:01.126	1:48.021	9		14:16:11.465	1:45.922	5		14:09:14.448	1:51.380
6		14:10:49.533	1:48.407	10		14:17:57.618	1:46.153	6		14:11:09.098	1:54.650
7		14:12:36.975	1:47.442	N°37 Gonzalez Millan Ivan				7		14:13:05.554	1:56.456
8		14:14:25.316	1:48.341	1		14:01:50.688	2:07.688	8		14:14:59.788	1:54.234
9		14:16:12.844	1:47.528	2		14:03:41.876	1:51.188	9		14:16:54.127	1:54.339
10		14:18:01.150	1:48.306	3		14:05:33.174	1:51.298	10		14:18:47.347	1:53.220
N°18 Regal Fajardo Ivan				4		14:07:24.594	1:51.420	N°78 ELEONORE DESTRAIT			
1		14:01:47.478	2:04.478	5		14:09:15.386	1:50.792	1		14:01:56.809	2:13.809
2		14:03:35.346	1:47.868	6		14:11:06.716	1:51.330	2		14:03:58.497	2:01.688
3		14:05:24.320	1:48.974	7		14:12:57.859	1:51.143	3		14:05:59.607	2:01.110
4		14:07:13.797	1:49.477	8		14:14:49.234	1:51.375	4		14:07:59.363	1:59.756
5		14:09:01.130	1:47.333	9		14:16:40.824	1:51.590	5		14:09:59.516	2:00.153
6		14:10:49.146	1:48.016	10		14:18:32.351	1:51.527	6		14:11:59.410	1:59.894
7		14:12:37.279	1:48.133	N°43 Lamarca Nuñez Igancio Liber				7		14:13:58.171	1:58.761
8		14:14:25.754	1:48.475	1		14:01:49.699	2:06.699	8		14:15:57.617	1:59.446
9		14:16:11.992	1:46.238	2		14:03:39.548	1:49.849	9		14:18:06.742	2:09.125
10		14:17:58.287	1:46.295	3		14:05:29.565	1:50.017				
N°19 Palacios Muro Rafael				4		14:07:19.461	1:49.896				
1		14:01:46.993	2:03.993	5		14:09:08.498	1:49.037				
2		14:03:35.109	1:48.116	6		14:10:56.858	1:48.360				
3		14:05:24.350	1:49.241	7		14:12:45.425	1:48.567				
4		14:07:14.201	1:49.851	8		14:14:34.070	1:48.645				
5		14:09:02.135	1:47.934	9		14:16:22.195	1:48.125				
6		14:10:51.618	1:49.483	10		14:18:10.201	1:48.006				
7		14:12:39.011	1:47.393	N°55 Dominguez Fernandez Izan							
8		14:14:26.299	1:47.288	1		14:01:48.558	2:05.558				
9		14:16:14.973	1:48.674	2		14:03:36.914	1:48.356				
10		14:18:03.426	1:48.453	3		14:05:25.851	1:48.937				
N°22 Martinez Torregrosa Maria				4		14:07:14.744	1:48.893				
1		14:01:49.095		5		14:09:03.005	1:48.261				
2		14:03:37.034	1:47.939	6		14:10:51.509	1:48.504				
3		14:05:26.415	1:49.381	7		14:12:40.763	1:49.254				





R4C CUP

CARRERA 2 (RACE 2)

Parrilla de Salida carrera 1
Parrilla de Salida carrera 2

Sujeto a escrutinio & investigaciones deportivas

4	37 Gonzalez Millan Ivan	6 Cervera Plaza Eduardo	78 ELEONORE DESTRAIT
3	43 Lamarca Nuñez Igancio Liber	67 Alberto Perez Perez Carlos	56 Martinez Albert Jose Miguel
2	17 Jorge Wiensener Lars Antero	55 Dominguez Fernandez Izan	22 Martinez Torregrosa Maria
1	19 Palacios Muro Rafael	18 Regal Fajardo Ivan	33 Santos Martinez Miguel Bruno

POLE POSITION



Salida : 21/07 - 14:00 10 Total = 37.430 km

COPA DE ESPAÑA VELOCIDAD 18/07/2024

Página 1 / 1

Apex Timing GoRacing





R4C CUP

CARRERA 1 (RACE 1) Resultados

Documento 5

Sujeto a escrutinio & investigaciones deportivas

Pos.	Nº	Piloto	Total	Dif.	Interv.	M. Vuelta	Km/h	Clase	Tiempo
1	18	Regal Fajardo Ivan	10			1:45.921	127.22	R4C General	17:48.476
2	17	Jorge Wiensener Lars Antero	10	0.704	0.704	1:45.532	127.68	R4C General	17:49.180
3	33	Santos Martinez Miguel Bruno	10	0.821	0.117	1:45.468	127.76	R4C General	17:49.297
4	19	Palacios Muro Rafael	10	12.295	11.474	1:47.211	125.68	R4C General	18:00.771
5	55	Dominguez Fernandez Izan	10	25.021	12.726	1:48.127	124.62	R4C General	18:13.497
6	22	Martinez Torregrosa Maria	10	36.001	10.980	1:48.935	123.70	R4C General	18:24.477
7	56	Martinez Albert Jose Miguel	10	39.298	3.297	1:49.213	123.38	R4C General	18:27.774
8	43	Lamarca Nuñez Igancio Liber	10	45.604	6.306	1:50.814	121.60	R4C General	18:34.080
9	37	Gonzalez Millan Ivan	10	50.793	5.189	1:50.835	121.58	R4C General	18:39.269
10	67	Alberto Perez Perez Carlos	10	54.487	3.694	1:48.395	124.31	R4C General	18:42.963
11	6	Cervera Plaza Eduardo	10	1:02.680	8.193	1:52.161	120.14	R4C General	18:51.156
12	78	ELEONORE DESTRAIT	9	1 Vuelta	1 Vuelta	2:01.729	110.70	R4C General	18:40.245

No Clasificados

5	Vidoy Ruiz Domingo		DNS					R4C General	
69	PETER JHON WIJNBERGEN HIGHT		DNS					R4C General	

Tiempo Inicio : 21/07 - 10:01:48

Meteo : Soleado Aire : 22°C Pista : Seco

Lider : Nº18 Regal Fajardo Ivan (1-6) / Nº33 Santos Martinez Miguel Bruno (7-7) / Nº18 Regal Fajardo Ivan (8-10)

M. Vuelta : Nº33 Santos Martinez Miguel Bruno 1:45.468 127.76 Km/h

Record anterior : Nº19 Palacios Muro Rafael 1:47.247 125.64 Km/h





R4C CUP

CARRERA 1 (RACE 1) Vuelta a vuelta

Valor informativo. No Oficial

	1	2	3	4	5	6	7	8	9	10	11	12	13	14
Vuelta 1	18	19	17	55	33	67	43	6	56	37	22	78		
Vuelta 2	18	19	17	33	55	67	43	56	37	22	6	78		
Vuelta 3	18	33	17	19	67	55	43	56	22	37	6	78		
Vuelta 4	18	33	17	19	55	67	43	56	22	37	6	78		
Vuelta 5	18	33	17	19	55	67	43	22	56	37	6	78		
Vuelta 6	18	33	17	19	55	67	22	43	56	37	6	78		
Vuelta 7	33	18	17	19	55	22	67	56	43	37	6	78		
Vuelta 8	18	33	17	19	55	22	56	67	43	37	6	78		
Vuelta 9	18	33	17	19	55	22	56	43	67	37	6	78		
Vuelta 10	18	17	33	19	55	22	56	43	37	67	6			





R4C CUP

CARRERA 1 (RACE 1)

Análisis

Valor informativo. No Oficial

Vueltas	Formato	Día	Tiempo por vuelta	Vueltas	Formato	Día	Tiempo por vuelta	Vueltas	Formato	Día	Tiempo por vuelta
N°6 Cervera Plaza Eduardo				N°33 Santos Martinez Miguel Bruno				N°56 Martinez Albert Jose Miguel			
1		10:03:44.566	1:55.600	4		10:09:17.846	1:50.448	8		10:16:25.233	1:48.749
2		10:05:39.140	1:54.574	5		10:11:06.781	1:48.935	9		10:18:13.360	1:48.127
3		10:07:32.132	1:52.992	6		10:12:55.777	1:48.996	10		10:20:02.463	1:49.103
4		10:09:24.911	1:52.779	7		10:14:44.943	1:49.166	N°56 Martinez Albert Jose Miguel			
5		10:11:17.324	1:52.413	8		10:16:33.935	1:48.992	1		10:03:44.840	1:55.874
6		10:13:09.730	1:52.406	9		10:18:24.506	1:50.571	2		10:05:35.951	1:51.111
7		10:15:01.908	1:52.178	10		10:20:13.443	1:48.937	3		10:07:26.340	1:50.389
8		10:16:54.069	1:52.161	N°37 Gonzalez Millan Ivan			4		10:09:15.832	1:49.492	
9		10:18:46.528	1:52.459	1		10:03:39.902	1:50.936	5		10:11:06.882	1:51.050
10		10:20:40.122	1:53.594	2		10:05:27.070	1:47.168	6		10:12:57.481	1:50.599
N°17 Jorge Wiensener Lars Antero				3		10:07:13.156	1:46.086	7		10:14:46.698	1:49.217
1		10:03:38.895	1:49.929	4		10:08:59.038	1:45.882	8		10:16:36.189	1:49.491
2		10:05:26.912	1:48.017	5		10:10:45.506	1:46.468	9		10:18:25.402	1:49.213
3		10:07:14.529	1:47.617	6		10:12:32.851	1:47.345	10		10:20:16.740	1:51.338
4		10:09:01.340	1:46.811	7		10:14:18.319	1:45.468	N°67 Alberto Perez Perez Carlos			
5		10:10:48.636	1:47.296	8		10:16:05.468	1:47.149	1		10:03:40.368	1:51.402
6		10:12:34.736	1:46.100	9		10:17:51.304	1:45.836	2		10:05:28.763	1:48.395
7		10:14:20.345	1:45.609	10		10:19:38.263	1:46.959	3		10:07:18.070	1:49.307
8		10:16:06.530	1:46.185	N°37 Gonzalez Millan Ivan			4		10:09:11.488	1:53.418	
9		10:17:52.062	1:45.532	1		10:03:45.178	1:56.212	5		10:11:03.663	1:52.175
10		10:19:38.146	1:46.084	2		10:05:37.483	1:52.305	6		10:12:54.853	1:51.190
N°18 Regal Fajardo Ivan				3		10:07:29.771	1:52.288	7		10:14:45.792	1:50.939
1		10:03:36.793	1:47.827	4		10:09:21.128	1:51.357	8		10:16:38.983	1:53.191
2		10:05:23.902	1:47.109	5		10:11:12.479	1:51.351	9		10:18:35.593	1:56.610
3		10:07:10.890	1:46.988	6		10:13:03.993	1:51.514	10		10:20:31.929	1:56.336
4		10:08:58.427	1:47.537	7		10:14:54.828	1:50.835	N°78 ELEONORE DESTRAIT			
5		10:10:45.060	1:46.633	8		10:16:45.871	1:51.043	1		10:03:56.130	2:07.164
6		10:12:32.746	1:47.686	9		10:18:37.074	1:51.203	2		10:06:02.321	2:06.191
7		10:14:18.914	1:46.168	10		10:20:28.235	1:51.161	3		10:08:07.789	2:05.468
8		10:16:05.139	1:46.225	N°43 Lamarca Nuñez Igancio Liber			4		10:10:11.147	2:03.358	
9		10:17:51.060	1:45.921	1		10:03:41.588	1:52.622	5		10:12:12.876	2:01.729
10		10:19:37.442	1:46.382	2		10:05:32.982	1:51.394	6		10:14:15.647	2:02.771
N°19 Palacios Muro Rafael				3		10:07:24.524	1:51.542	7		10:16:21.449	2:05.802
1		10:03:38.031	1:49.065	4		10:09:15.520	1:50.996	8		10:18:26.950	2:05.501
2		10:05:26.464	1:48.433	5		10:11:06.473	1:50.953	9		10:20:29.211	2:02.261
3		10:07:15.194	1:48.730	6		10:12:57.442	1:50.969	N°55 Dominguez Fernandez Izan			
4		10:09:02.752	1:47.558	7		10:14:49.320	1:51.878	1		10:03:39.798	1:50.832
5		10:10:50.476	1:47.724	8		10:16:40.134	1:50.814	2		10:05:28.412	1:48.614
6		10:12:37.687	1:47.211	9		10:18:31.307	1:51.173	3		10:07:20.971	1:52.559
7		10:14:24.927	1:47.240	10		10:20:23.046	1:51.739	4		10:09:10.463	1:49.492
8		10:16:13.857	1:48.930	N°55 Dominguez Fernandez Izan			5		10:10:59.104	1:48.641	
9		10:18:01.678	1:47.821	1		10:03:39.798	1:50.832	6		10:12:47.604	1:48.500
10		10:19:49.737	1:48.059	2		10:05:28.412	1:48.614	7		10:14:36.484	1:48.880
N°22 Martinez Torregrosa Maria				3		10:07:20.971	1:52.559				
1		10:03:46.169		4		10:09:10.463	1:49.492				
2		10:05:38.243	1:52.074	5		10:10:59.104	1:48.641				
3		10:07:27.398	1:49.155	6		10:12:47.604	1:48.500				





CARRERA 1 (RACE 1)

Documento 4

R4C CUP

Parrilla de Salida carrera 1
Parrilla de Salida carrera 2

5	78 ELEONORE DESTRAIT	56 Martinez Albert Jose Miguel	
4	37 Gonzalez Millan Ivan	69 PETER JHON WIJNBERGEN HIGHT	6 Cervera Plaza Eduardo
3	43 Lamarca Nuñez Igancio Liber	67 Alberto Perez Perez Carlos	5 Vidoy Ruiz Domingo
2	17 Jorge Wiensener Lars Antero	55 Dominguez Fernandez Izan	22 Martinez Torregrosa Maria
1	19 Palacios Muro Rafael	18 Regal Fajardo Ivan	33 Santos Martinez Miguel Bruno

POLE POSITION

56 penaliza a última posición Parrilla Art.1.33.1
22 Penaliza salida desde Pit-line por el Artículo 1.33.1

Salida : 21/07 - 10:00 10 Total = 37.430 km

COPA DE ESPAÑA VELOCIDAD 18/07/2024

Página 1 / 1

Apex Timing GoRacing





R4C CUP

FUSION Q1+Q2 Resultados

Documento 3

Pos.	Nº	Piloto	Q1	Q2	Tiempo	Dif.	Total
1	19	Palacios Muro Rafael	1:47.247	1:48.593	1:47.247		20
2	18	Regal Fajardo Ivan	1:47.332	1:55.359	1:47.332	0.085	11
3	33	Santos Martinez Miguel Bruno	1:47.413	1:48.397	1:47.413	0.166	19
4	17	Jorge Wiensener Lars Antero	1:47.511	1:48.565	1:47.511	0.264	18
5	55	Dominguez Fernandez Izan	1:47.517	1:48.305	1:47.517	0.270	19
6	22	Martinez Torregrosa Maria	Sin Tiempo	1:47.827	1:47.827	0.580	10
7	43	Lamarca Nuñez Igancio Liber	1:50.388	1:48.853	1:48.853	1.606	19
8	67	Alberto Perez Perez Carlos	1:49.246	1:49.579	1:49.246	1.999	12
9	5	Vidoy Ruiz Domingo	1:49.852	1:51.634	1:49.852	2.605	11
10	56	Martinez Albert Jose Miguel	1:51.076	Sin Tiempo	1:51.076	3.829	7
11	37	Gonzalez Millan Ivan	1:51.348	1:51.858	1:51.348	4.101	13
12	69	PETER JHON WIJNBERGEN HIGHT	1:53.037	1:54.406	1:53.037	5.790	12
13	6	Cervera Plaza Eduardo	1:56.686	1:53.749	1:53.749	6.502	16
14	78	ELEONORE DESTRAIT	2:00.660	Sin Tiempo	2:00.660	13.413	8





R4C CUP

CRONOMETRADOS 2 (Q2) Resultados

Documento 2

Pos.	Nº	Piloto	M. Vuelta	Dif.	Interv.	Km/h	Total	Clase	Tiempo
1	22	Martinez Torregrosa Maria	1:47.827			124.97	10	R4C General	20:37.486
2	55	Dominguez Fernandez Izan	1:48.305	0.478	0.478	124.42	10	R4C General	20:43.608
3	33	Santos Martinez Miguel Bruno	1:48.397	0.570	0.092	124.31	10	R4C General	20:25.589
4	17	Jorge Wiensener Lars Antero	1:48.565	0.738	0.168	124.12	9	R4C General	20:16.518
5	19	Palacios Muro Rafael	1:48.593	0.766	0.028	124.09	10	R4C General	20:16.687
6	43	Lamarca Nuñez Igancio Liber	1:48.853	1.026	0.260	123.79	10	R4C General	20:38.939
7	67	Alberto Perez Perez Carlos	1:49.579	1.752	0.726	122.97	6	R4C General	13:36.949
8	5	Vidoy Ruiz Domingo	1:51.634	3.807	2.055	120.71	2	R4C General	6:17.170
9	37	Gonzalez Millan Ivan	1:51.858	4.031	0.224	120.46	4	R4C General	10:52.464
10	6	Cervera Plaza Eduardo	1:53.749	5.922	1.891	118.46	8	R4C General	17:45.588
11	69	PETER JHON WIJNBERGEN HIGHT	1:54.406	6.579	0.657	117.78	4	R4C General	10:11.812
12	18	Regal Fajardo Ivan	1:55.359	7.532	0.953	116.81	4	R4C General	15:21.130

No Clasificados

	56	Martinez Albert Jose Miguel						R4C General	
	78	ELEONORE DESTRAIT						R4C General	

Meteo : Soleado Aire : 36°C Pista : Seco

M. Vuelta : N°22 Martinez Torregrosa Maria 1:47.827 124.97 Km/h
 Evento Grabado : N°19 Palacios Muro Rafael 1:47.247 125.64 Km/h

COPA DE ESPAÑA VELOCIDAD 18/07/2024





R4C CUP

CRONOMETRADOS 2 (Q2)

Análisis

Valor informativo. No Oficial

Vueltas	Formato	Día	Tiempo por vuelta	Vueltas	Formato	Día	Tiempo por vuelta	Vueltas	Formato	Día	Tiempo por vuelta
Nº5 Vidoy Ruiz Domingo				Nº33 Santos Martínez Miguel Bruno				Nº17 Jorge Wiensener Lars Antero			
1		14:14:09.416	1:51.634	10		14:30:36.581	1:47.827	1		14:14:49.320	1:48.861
2	IN	14:16:16.265	2:06.849	1		14:14:04.363	1:49.711	2		14:16:39.065	1:49.745
Nº6 Cervera Plaza Eduardo				2		14:15:52.865	1:48.502	3		14:18:29.397	1:50.332
1		14:14:19.826	1:56.135	3		14:17:42.773	1:49.908	4	IN	14:20:20.468	1:51.071
2		14:16:16.032	1:56.206	4		14:19:31.863	1:49.090	5		14:22:55.300	2:34.832
3		14:18:10.950	1:54.918	5		14:21:20.276	1:48.413	6		14:24:43.950	1:48.650
4		14:20:05.212	1:54.262	6		14:23:08.673	1:48.397	7		14:26:32.515	1:48.565
5		14:22:00.394	1:55.182	7		14:24:57.390	1:48.717	8		14:28:26.801	1:54.286
6		14:23:56.383	1:55.989	8		14:26:47.277	1:49.887	9		14:30:15.613	1:48.812
7		14:25:50.934	1:54.551	9		14:28:36.066	1:48.789				
8		14:27:44.683	1:53.749	10		14:30:24.684	1:48.618				
Nº18 Regal Fajardo Ivan				Nº37 Gonzalez Millan Ivan				Nº43 Lamarca Nuñez Igancio Liber			
1		14:17:40.876	1:55.359	1		14:15:09.815	1:51.858	1		14:14:01.865	1:51.892
2	IN	14:19:35.455	1:54.579	2		14:17:01.708	1:51.893	2		14:15:52.689	1:50.824
3		14:23:20.432	3:44.977	3		14:18:53.981	1:52.273	3		14:17:43.611	1:50.922
4	IN	14:25:20.225	1:59.793	4	IN	14:20:51.559	1:57.578	4		14:19:34.056	1:50.445
Nº19 Palacios Muro Rafael				Nº43 Lamarca Nuñez Igancio Liber				Nº55 Dominguez Fernandez Izan			
1		14:13:47.008	1:50.573	5		14:21:25.202	1:51.146	1		14:13:58.363	1:49.079
2		14:15:36.702	1:49.694	6		14:23:16.804	1:51.602	2		14:15:46.757	1:48.394
3		14:17:25.403	1:48.701	7		14:25:07.889	1:51.085	3		14:17:35.462	1:48.705
4		14:19:14.635	1:49.232	8		14:26:58.845	1:50.956	4		14:19:23.767	1:48.305
5		14:21:03.410	1:48.775	9		14:28:49.181	1:50.336	5		14:21:12.473	1:48.706
6		14:22:52.156	1:48.746	10		14:30:38.034	1:48.853	6		14:23:10.081	1:57.608
7		14:24:42.362	1:50.206					7		14:25:14.053	2:03.972
8		14:26:31.375	1:49.013					8		14:27:03.391	1:49.338
9		14:28:27.189	1:55.814					9		14:28:52.248	1:48.857
10		14:30:15.782	1:48.593					10		14:30:42.703	1:50.455
Nº22 Martínez Torregrosa Maria				Nº55 Dominguez Fernandez Izan				Nº67 Alberto Perez Perez Carlos			
1		14:14:14.512	1:53.250	1		14:13:58.363	1:49.079	1		14:14:01.893	1:51.402
2		14:16:04.275	1:49.763	2		14:15:52.689	1:50.824	2		14:15:51.472	1:49.579
3		14:17:53.635	1:49.360	3		14:17:43.611	1:50.922	3		14:17:42.744	1:51.272
4		14:19:43.029	1:49.394	4		14:19:34.056	1:50.445	4		14:19:32.525	1:49.781
5		14:21:31.598	1:48.569	5		14:21:25.202	1:51.146	5		14:21:22.298	1:49.773
6		14:23:20.684	1:49.086	6		14:23:16.804	1:51.602	6	IN	14:23:36.044	2:13.746
7		14:25:08.605	1:47.921	7		14:25:07.889	1:51.085				
8		14:27:00.297	1:51.692	8		14:26:58.845	1:50.956				
9		14:28:48.754	1:48.457	9		14:28:49.181	1:50.336				
Nº69 PETER JHON WIJNBERGEN HIGHT				Nº67 Alberto Perez Perez Carlos				Nº69 PETER JHON WIJNBERGEN HIGHT			
1		14:14:15.697	1:55.538	1		14:14:01.893	1:51.402	1		14:14:15.697	1:55.538





R4C CUP

CRONOMETRADOS 1 (Q1) Resultados

Documento 1

Sujeto a escrutinio & investigaciones deportivas

Pos.	Nº	Piloto	M. Vuelta	Dif.	Interv.	Km/h	Total	Clase	Tiempo
1	19	Palacios Muro Rafael	1:47.247			125.64	10	R4C General	21:31.019
2	18	Regal Fajardo Ivan	1:47.332	0.085	0.085	125.54	7	R4C General	20:03.874
3	33	Santos Martinez Miguel Bruno	1:47.413	0.166	0.081	125.45	9	R4C General	21:20.367
4	17	Jorge Wiensener Lars Antero	1:47.511	0.264	0.098	125.33	9	R4C General	20:17.793
5	55	Dominguez Fernandez Izan	1:47.517	0.270	0.006	125.33	9	R4C General	20:23.691
6	67	Alberto Perez Perez Carlos	1:49.246	1.999	1.729	123.34	6	R4C General	15:27.017
7	5	Vidoy Ruiz Domingo	1:49.852	2.605	0.606	122.66	9	R4C General	20:15.365
8	43	Lamarca Nuñez Igancio Liber	1:50.388	3.141	0.536	122.07	9	R4C General	21:30.933
9	56	Martinez Albert Jose Miguel	1:51.076	3.829	0.688	121.31	7	R4C General	16:36.465
10	37	Gonzalez Millan Ivan	1:51.348	4.101	0.272	121.02	9	R4C General	20:57.331
11	69	PETER JHON WIJNBERGEN HIGHT	1:53.037	5.790	1.689	119.21	8	R4C General	20:28.786
12	6	Cervera Plaza Eduardo	1:56.686	9.439	3.649	115.48	8	R4C General	20:13.767
13	78	ELEONORE DESTRAIT	2:00.660	13.413	3.974	111.68	8	R4C General	20:23.674
No Clasificados									
	22	Martinez Torregrosa Maria						R4C General	

Tiempo Inicio : 20/07 - 10:25:00

M. Vuelta : Nº19 Palacios Muro Rafael 1:47.247 125.64 Km/h

Meteo : Soleado Aire : 28°C Pista : Seco

COPA DE ESPAÑA VELOCIDAD 18/07/2024

Página 1 / 1

Apex Timing GoRacing





R4C CUP

CRONOMETRADOS 1 (Q1) Análisis

Valor informativo. No Oficial

Vueltas	Formato Dia	Tiempo por vuelta
Nº5 Vidoy Ruiz Domingo		
1	10:30:20.178	1:51.500
2	10:32:11.822	1:51.644
3	10:34:03.048	1:51.226
4	10:35:55.213	1:52.165
5	10:37:47.694	1:52.481
6	10:39:39.231	1:51.537
7	10:41:30.002	1:50.771
8	10:43:19.854	1:49.852
9	IN 10:45:16.153	1:56.299
Nº6 Cervera Plaza Eduardo		
1	10:31:02.529	2:12.606
2	10:33:10.391	2:07.862
3	10:35:15.469	2:05.078
4	10:37:17.338	2:01.869
5	10:39:19.459	2:02.121
6	10:41:19.888	2:00.429
7	10:43:17.869	1:57.981
8	10:45:14.555	1:56.686
Nº17 Jorge Wiensener Lars Antero		
1	10:30:52.092	1:49.707
2	10:32:40.356	1:48.264
3	10:34:28.935	1:48.579
4	10:36:17.479	1:48.544
5	10:38:07.154	1:49.675
6	10:39:54.665	1:47.511
7	10:41:43.253	1:48.588
8	10:43:31.029	1:47.776
9	10:45:18.581	1:47.552
Nº18 Regal Fajardo Ivan		
1	10:32:32.922	1:49.450
2	10:34:21.703	1:48.781
3	IN 10:36:18.870	1:57.167
4	10:39:14.723	2:55.853
5	10:41:08.990	1:54.267
6	10:42:56.322	1:47.332
7	IN 10:45:04.662	2:08.340
Nº19 Palacios Muro Rafael		
1	10:30:10.753	1:52.583
2	10:32:01.702	1:50.949
3	10:33:51.839	1:50.137
4	10:35:41.116	1:49.277
5	10:37:30.168	1:49.052
6	10:39:19.141	1:48.973
7	10:41:08.310	1:49.169
8	10:42:56.212	1:47.902
9	10:44:44.560	1:48.348
10	10:46:31.807	1:47.247

Vueltas	Formato Dia	Tiempo por vuelta
Nº33 Santos Martinez Miguel Bruno		
1	10:30:18.606	1:50.378
2	10:32:07.800	1:49.194
3	10:33:55.378	1:47.578
4	10:35:42.791	1:47.413
5	10:37:30.613	1:47.822
6	IN 10:39:24.982	1:54.369
7	10:42:45.958	3:20.976
8	10:44:33.600	1:47.642
9	10:46:21.155	1:47.555
Nº37 Gonzalez Millan Ivan		
1	10:30:54.823	1:52.507
2	10:32:47.443	1:52.620
3	10:34:38.880	1:51.437
4	10:36:30.570	1:51.690
5	10:38:22.000	1:51.430
6	10:40:13.348	1:51.348
7	10:42:04.961	1:51.613
8	10:43:56.607	1:51.646
9	IN 10:45:58.119	2:01.512
Nº43 Lamarca Nuñez Igancio Liber		
1	10:31:39.915	1:52.782
2	10:33:32.891	1:52.976
3	10:35:24.681	1:51.790
4	10:37:17.425	1:52.744
5	10:39:09.206	1:51.781
6	10:40:59.682	1:50.476
7	10:42:50.743	1:51.061
8	10:44:41.333	1:50.590
9	10:46:31.721	1:50.388
Nº55 Dominguez Fernandez Izan		
1	10:30:55.439	1:51.100
2	10:32:46.498	1:51.059
3	10:34:34.844	1:48.346
4	10:36:22.672	1:47.828
5	10:38:10.507	1:47.835
6	10:39:58.568	1:48.061
7	10:41:46.085	1:47.517
8	10:43:36.406	1:50.321
9	10:45:24.479	1:48.073
Nº56 Martinez Albert Jose Miguel		
1	10:30:20.745	1:51.327
2	10:32:12.378	1:51.633
3	10:34:03.454	1:51.076
4	10:35:56.085	1:52.631
5	10:37:48.006	1:51.921
6	10:39:39.720	1:51.714
7	IN 10:41:37.253	1:57.533

Vueltas	Formato Dia	Tiempo por vuelta
Nº67 Alberto Perez Perez Carlos		
1	10:31:00.424	1:51.241
2	10:32:52.891	1:52.467
3	10:34:43.283	1:50.392
4	10:36:33.223	1:49.940
5	10:38:22.469	1:49.246
6	IN 10:40:27.805	2:05.336
Nº69 PETER JHON WIJNBERGEN HIGHT		
1	10:30:29.922	1:56.845
2	10:32:26.110	1:56.188
3	10:34:22.215	1:56.105
4	10:36:15.252	1:53.037
5	IN 10:38:24.116	2:08.864
6	10:41:40.970	3:16.854
7	10:43:36.255	1:55.285
8	10:45:29.574	1:53.319
Nº78 ELEONORE DESTRAIT		
1	10:30:54.357	2:10.732
2	10:33:05.546	2:11.189
3	10:35:11.157	2:05.611
4	10:37:15.277	2:04.120
5	10:39:18.632	2:03.355
6	10:41:19.292	2:00.660
7	10:43:21.376	2:02.084
8	10:45:24.462	2:03.086





R4C CUP Lista de Inscritos (14 Pilotos)

Nº	Piloto	Equipo	Moto	Clase
5	Vidoy Ruiz Domingo	C.D. Speedmotos - Pa	Kawa	R4C General
6	Cervera Plaza Eduardo	CD La Pesquera Off R	Kawa	R4C General
17	Jorge Wiensener Lars Antero	A.E.M.A.	Kawa	R4C General
18	Regal Fajardo Ivan	A.E.M.A.	Kawa	R4C General
19	Palacios Muro Rafael	C.D. CLUB MRS NAVARR	Kawa	R4C General
22	Martinez Torregrosa Maria	Motoclub Off Road No	Kawa	R4C General
33	Santos Martinez Miguel Bruno	A.E.M.A.	Kawa	R4C General
37	Gonzalez Millan Ivan		Kawa	R4C General
43	Lamarca Nuñez Igancio Liber	A.E.M.A.	Kawa	R4C General
55	Dominguez Fernandez Izan	Moto Club Terres de	Kawa	R4C General
56	Martinez Albert Jose Miguel	A.E.M.A.	Kawa	R4C General
67	Alberto Perez Perez Carlos	C.D. Motor Club Utre	Kawa	R4C General
69	PETER JHON WIJNBERGEN HIGHT	Asociación Deportiva	Kawa	R4C General
78	ELEONORE DESTRAIT	A.E.M.A.	Kawa	R4C General





SSP+SBK

CARRERA 2 (R2) Resultados

Documento 5

Sujeto a escrutinio & investigaciones deportivas

Pos.	Nº	Piloto	Total	Dif.	Interv.	M. Vuelta	Km/h	Clase	Tiempo
1	43	KHOURI HARRY	14			1:36.401	139.78	SSP600	22:36.197
2	61	RODRIGUEZ GRAS FELIX	14	34.554	34.554	1:38.466	136.85	SBK1000	23:10.751
3	89	LOSADA PUGES JORDI	14	48.527	13.973	1:39.280	135.73	SSP600	23:24.724
4	76	PIRIS CARDOSO JOSE ANGEL	14	1:15.016	26.489	1:39.508	135.41	SBK1000	23:51.213
5	5	PEREZ HERENCIA DAVID	14	1:20.284	5.268	1:41.657	132.55	SSP600	23:56.481
6	32	CASTAÑEDA TRIGO DAVID FERNANDO	14	1:20.375	0.091	1:41.061	133.33	SBK1000	23:56.572
7	37	GONZALEZ MILLAN IVAN	14	1:38.115	17.740	1:42.599	131.33	SSP600	24:14.312
8	11	FUSCA VALERIO	14	1:39.146	1.031	1:42.683	131.23	SSP600	24:15.343
9	1	LOPEZ MOLINA DIDAC	13	1 Vuelta	1 Vuelta	1:38.949	136.18	SSP600	22:40.684
10	19	GARCIA GEA MANUEL	13	1 Vuelta	9.693	1:44.391	129.08	SBK1000	22:50.377
11	25	DOMINGUEZ VAZQUEZ XAVI	13	1 Vuelta	4.351	1:44.672	128.73	SSP600	22:54.728
12	16	TORÀ ALONSO ROBERT	13	1 Vuelta	57.984	1:46.981	125.96	SSP600	23:52.712
No Clasificados									
	93	TOMAS PEREZ MARTA	5	Retirado		1:40.230	134.44	SSP600	8:30.594
	18	ROMERO ALMAGRO JAVI	5	Retirado		1:40.472	134.11	SBK1000	8:30.640

Tiempo Inicio : 21/07 - 12:22:55

Meteo : Soleado Aire : 25°C Pista : Seco

M. Vuelta : Nº43 KHOURI HARRY

Evento Grabado : Nº43 KHOURI HARRY

Lider : Nº43 KHOURI HARRY (1-14)

1:36.401 139.78 Km/h

1:35.806 140.65 Km/h





SSP+SBK

CARRERA 2 (R2) Resultados

Documento 5

Sujeto a escrutinio & investigaciones deportivas

Pos.	Nº	Piloto	Total	Dif.	Interv.	M. Vuelta	Km/h	Clase	Tiempo
SBK1000									
1	61	RODRIGUEZ GRAS FELIX	14			1:38.466	136.85	SBK1000	23:10.751
2	76	PIRIS CARDOSO JOSE ANGEL	14	40.462	40.462	1:39.508	135.41	SBK1000	23:51.213
3	32	CASTAÑEDA TRIGO DAVID FERNANDO	14	45.821	5.359	1:41.061	133.33	SBK1000	23:56.572
4	19	GARCIA GEA MANUEL	13	1 Vuelta	1 Vuelta	1:44.391	129.08	SBK1000	22:50.377
No Clasificados									
	18	ROMERO ALMAGRO JAVI	5	Retirado		1:40.472	134.11	SBK1000	8:30.640
SSP600									
1	43	KHOURI HARRY	14			1:36.401	139.78	SSP600	22:36.197
2	89	LOSADA PUGES JORDI	14	48.527	48.527	1:39.280	135.73	SSP600	23:24.724
3	5	PEREZ HERENCIA DAVID	14	1:20.284	31.757	1:41.657	132.55	SSP600	23:56.481
4	37	GONZALEZ MILLAN IVAN	14	1:38.115	17.831	1:42.599	131.33	SSP600	24:14.312
5	11	FUSCA VALERIO	14	1:39.146	1.031	1:42.683	131.23	SSP600	24:15.343
6	1	LOPEZ MOLINA DIDAC	13	1 Vuelta	1 Vuelta	1:38.949	136.18	SSP600	22:40.684
7	25	DOMINGUEZ VAZQUEZ XAVI	13	1 Vuelta	14.044	1:44.672	128.73	SSP600	22:54.728
8	16	TORÀ ALONSO ROBERT	13	1 Vuelta	57.984	1:46.981	125.96	SSP600	23:52.712
No Clasificados									
	93	TOMAS PEREZ MARTA	5	Retirado		1:40.230	134.44	SSP600	8:30.594

Lider : N°43 KHOURI HARRY (1-14)

Tiempo Inicio : 21/07 - 12:22:55

M. Vuelta : N°43 KHOURI HARRY

1:36.401 139.78 Km/h

Meteo : Soleado Aire : 25°C Pista : Seco

Evento Grabado : N°43 KHOURI HARRY

1:35.806 140.65 Km/h





SSP+SBK

CARRERA 2 (R2) Vuelta a vuelta

Valor informativo. No Oficial

	1	2	3	4	5	6	7	8	9	10	11	12	13	14
Parilla	✂	✂	✂	✂	✂	✂	✂	✂	✂	✂	✂	✂	✂	✂
Salida														
Vuelta 1 <small>Intervalo</small>	43	61 3.1	76 1.0	1 0.0	89 1.1	18 1.2	93 0.0	11 1.9	5 0.3	19 1.9	32 0.2	37 0.2	25 0.5	16 1.6
Vuelta 2	43	61 5.3	76 1.7	1 0.6	89 0.7	18 1.9	93 1.0	11 3.5	5 0.2	32 0.8	37 3.3	19 0.0	25 1.0	16 21.4
Vuelta 3	43	61 7.8	76 2.9	1 0.7	89 0.3	18 3.5	93 0.7	5 5.8	32 0.2	11 1.1	37 3.6	19 1.7	25 0.8	16 25.3
Vuelta 4	43	61 9.7	76 4.9	1 0.6	89 0.2	18 3.9	93 0.9	5 6.6	32 0.3	11 3.6	37 2.6	19 3.5	25 1.2	16 28.8
Vuelta 5	43	61 11.8	76 6.6	1 0.4	89 0.3	✂ 4.7	✂ 0.0	32 7.7	5 0.8	11 6.2	37 1.0	19 5.2	25 1.4	16 33.0
Vuelta 6	43	61 14.0	89 8.3	76 0.2	1 0.4	32 13.4	5 1.2	11 8.5	37 0.5	19 6.1	25 2.3	16 36.7		
Vuelta 7	43	61 16.1	89 8.8	1 0.6	76 0.9	32 15.4	5 0.4	11 10.4	37 0.3	19 7.1	25 3.1	16 40.0		
Vuelta 8	43	61 18.3	89 9.4	1 0.0	76 7.3	32 12.1	5 0.4	37 11.4	11 1.1	19 8.5	25 3.4	16 42.9		
Vuelta 9	43	61 20.5	89 10.8	1 0.2	76 13.5	5 7.8	32 0.6	37 11.7	11 1.7	19 9.7	25 3.6	16 46.5		
Vuelta 10	43	61 23.9	89 10.3	1 0.1	76 17.0	5 6.9	32 0.1	37 13.1	11 2.0	19 11.5	25 3.9	16 48.3		
Vuelta 11	43	61 27.0	89 10.6	1 0.1	76 19.5	32 6.1	5 0.3	37 14.5	11 2.0	19 13.6	25 3.9	16 51.0		
Vuelta 12	43	61 29.6	1 10.7	89 0.0	76 22.0	32 6.2	5 0.4	37 15.7	11 1.7	19 15.9	25 3.9	16 54.1		
Vuelta 13	43	61 32.1	89 11.6	76 25.3	32 5.7	5 0.3	37 16.1	11 1.4	✂ 8.3	✂ 9.6	✂ 4.3	✂ 57.9		
Vuelta 14	43	61 34.5	89 13.9	76 26.4	5 5.2	32 0.0	37 17.7	11 1.0						





SSP+SBK

CARRERA 2 (R2) Análisis

Valor informativo. No Oficial

Vueltas	Formato Dia	Tiempo por vuelta	Vueltas	Formato Dia	Tiempo por vuelta	Vueltas	Formato Dia	Tiempo por vuelta
N°1 LOPEZ MOLINA DIDAC			4	12:30:30.270	1:48.863	4	12:29:50.370	1:41.752
1	12:24:37.462	1:44.462	5	12:32:19.375	1:49.105	5	12:31:31.431	1:41.061
2	12:26:17.608	1:40.146	6	12:34:08.516	1:49.141	6	12:33:12.836	1:41.405
3	12:27:57.866	1:40.258	7	12:35:57.013	1:48.497	7	12:34:55.411	1:42.575
4	12:29:38.149	1:40.283	8	12:37:45.336	1:48.323	8	12:36:37.389	1:41.978
5	12:31:18.541	1:40.392	9	12:39:33.652	1:48.316	9	12:38:20.139	1:42.750
6	12:32:59.357	1:40.816	10	12:41:20.633	1:46.981	10	12:40:01.552	1:41.413
7	12:34:38.977	1:39.620	11	12:43:08.385	1:47.752	11	12:41:42.837	1:41.285
8	12:36:17.926	1:38.949	12	12:44:56.536	1:48.151	12	12:43:24.600	1:41.763
9	12:37:58.102	1:40.176	13	12:46:45.712	1:49.176	13	12:45:07.309	1:42.709
10	12:39:37.342	1:39.240	N°18 ROMERO ALMAGRO JAVI			14	12:46:49.572	1:42.263
11	12:41:17.160	1:39.818	1	12:24:39.827	1:46.827	N°37 GONZALEZ MILLAN IVAN		
12	12:42:56.282	1:39.122	2	12:26:20.299	1:40.472	1	12:24:44.539	1:51.539
13	12:45:33.684	2:37.402	3	12:28:01.769	1:41.470	2	12:26:29.494	1:44.955
N°5 PEREZ HERENCIA DAVID			4	12:29:42.365	1:40.596	3	12:28:13.459	1:43.965
1	12:24:42.160	1:49.160	5	12:31:23.640	1:41.275	4	12:29:56.614	1:43.155
2	12:26:25.251	1:43.091	N°19 GARCIA GEA MANUEL			5	12:31:39.609	1:42.995
3	12:28:08.341	1:43.090	1	12:24:44.077	1:51.077	6	12:33:23.195	1:43.586
4	12:29:50.032	1:41.691	2	12:26:29.586	1:45.509	7	12:35:06.652	1:43.457
5	12:31:32.234	1:42.202	3	12:28:15.201	1:45.615	8	12:36:49.251	1:42.599
6	12:33:14.070	1:41.836	4	12:30:00.142	1:44.941	9	12:38:31.903	1:42.652
7	12:34:55.841	1:41.771	5	12:31:44.889	1:44.747	10	12:40:14.751	1:42.848
8	12:36:37.832	1:41.991	6	12:33:29.385	1:44.496	11	12:41:57.761	1:43.010
9	12:38:19.489	1:41.657	7	12:35:13.776	1:44.391	12	12:43:40.751	1:42.990
10	12:40:01.380	1:41.891	8	12:36:58.928	1:45.152	13	12:45:23.854	1:43.103
11	12:41:43.191	1:41.811	9	12:38:43.421	1:44.493	14	12:47:07.312	1:43.458
12	12:43:25.046	1:41.855	10	12:40:28.397	1:44.976	N°43 KHOURI HARRY		
13	12:45:07.703	1:42.657	11	12:42:13.461	1:45.064	1	12:24:33.256	1:40.256
14	12:46:49.481	1:41.778	12	12:43:58.437	1:44.976	2	12:26:09.871	1:36.615
N°11 FUSCA VALERIO			13	12:45:43.377	1:44.940	3	12:27:46.325	1:36.454
1	12:24:41.841	1:48.841	N°25 DOMINGUEZ VAZQUEZ XAVI			4	12:29:22.849	1:36.524
2	12:26:24.958	1:43.117	1	12:24:45.136	1:52.136	5	12:30:59.560	1:36.711
3	12:28:09.773	1:44.815	2	12:26:30.594	1:45.458	6	12:32:36.248	1:36.688
4	12:29:53.972	1:44.199	3	12:28:16.069	1:45.475	7	12:34:13.206	1:36.958
5	12:31:38.510	1:44.538	4	12:30:01.394	1:45.325	8	12:35:50.002	1:36.796
6	12:33:22.649	1:44.139	5	12:31:46.309	1:44.915	9	12:37:26.446	1:36.444
7	12:35:06.270	1:43.621	6	12:33:31.732	1:45.423	10	12:39:02.847	1:36.401
8	12:36:50.384	1:44.114	7	12:35:16.939	1:45.207	11	12:40:39.266	1:36.419
9	12:38:33.642	1:43.258	8	12:37:02.420	1:45.481	12	12:42:15.844	1:36.578
10	12:40:16.828	1:43.186	9	12:38:47.092	1:44.672	13	12:43:52.511	1:36.667
11	12:41:59.817	1:42.989	10	12:40:32.328	1:45.236	14	12:45:29.197	1:36.686
12	12:43:42.500	1:42.683	11	12:42:17.385	1:45.057	N°61 RODRIGUEZ GRAS FELIX		
13	12:45:25.327	1:42.827	12	12:44:02.357	1:44.972	1	12:24:36.420	1:43.420
14	12:47:08.343	1:43.016	13	12:45:47.728	1:45.371	2	12:26:15.209	1:38.789
N°16 TORÀ ALONSO ROBERT			N°32 CASTAÑEDA TRIGO DAVID FERNANDO			3	12:27:54.154	1:38.945
1	12:24:46.787	1:53.787	1	12:24:44.295	1:51.295	4	12:29:32.620	1:38.466
2	12:26:52.018	2:05.231	2	12:26:26.102	1:41.807	5	12:31:11.396	1:38.776
3	12:28:41.407	1:49.389	3	12:28:08.618	1:42.516	6	12:32:50.264	1:38.868
						7	12:34:29.399	1:39.135





SSP+SBK

CARRERA 2 (R2) Análisis

Valor informativo. No Oficial

Vueltas	Formato Día	Tiempo por vuelta
8	12:36:08.395	1:38.996
9	12:37:47.011	1:38.616
10	12:39:26.801	1:39.790
11	12:41:06.360	1:39.559
12	12:42:45.492	1:39.132
13	12:44:24.632	1:39.140
14	12:46:03.751	1:39.119

Nº76 PIRIS CARDOSO JOSE ANGEL

1	12:24:37.457	1:44.457
2	12:26:16.965	1:39.508
3	12:27:57.119	1:40.154
4	12:29:37.536	1:40.417
5	12:31:18.044	1:40.508
6	12:32:58.890	1:40.846
7	12:34:39.936	1:41.046
8	12:36:25.255	1:45.319
9	12:38:11.627	1:46.372
10	12:39:54.425	1:42.798
11	12:41:36.689	1:42.264
12	12:43:18.382	1:41.693
13	12:45:01.551	1:43.169
14	12:46:44.213	1:42.662

Nº89 LOSADA PUGES JORDI

1	12:24:38.564	1:45.564
2	12:26:18.314	1:39.750
3	12:27:58.188	1:39.874
4	12:29:38.415	1:40.227
5	12:31:18.845	1:40.430
6	12:32:58.605	1:39.760
7	12:34:38.284	1:39.679
8	12:36:17.866	1:39.582
9	12:37:57.864	1:39.998
10	12:39:37.177	1:39.313
11	12:41:17.003	1:39.826
12	12:42:56.283	1:39.280
13	12:44:36.249	1:39.966
14	12:46:17.724	1:41.475

Nº93 TOMAS PEREZ MARTA

1	12:24:39.896	1:46.896
2	12:26:21.368	1:41.472
3	12:28:02.498	1:41.130
4	12:29:43.364	1:40.866
5	12:31:23.594	1:40.230





SSP+SBK

CARRERA 2 (R2) Parrilla de Salida

5	25 DOMINGUEZ VAZQUEZ XAVI 1:43.695	16 TORÀ ALONSO ROBERT 1:47.488	
4	19 GARCIA GEA MANUEL 1:42.562	11 FUSCA VALERIO 1:42.590	37 GONZALEZ MILLAN IVAN 1:43.600
3	76 PIRIS CARDOSO JOSE ANGEL 1:39.801	32 CASTAÑEDA TRIGO DAVID FERNANDO 1:42.296	5 PEREZ HERENCIA DAVID 1:42.302
2	18 ROMERO ALMAGRO JAVI 1:39.465	1 LOPEZ MOLINA DIDAC 1:39.653	93 TOMAS PEREZ MARTA 1:39.660
1	43 KHOURI HARRY 1:35.806	61 RODRIGUEZ GRAS FELIX 1:37.714	89 LOSADA PUGES JORDI 1:38.748

POLE POSITION



Salida : 21/07 - 12:20 14 Total = 52.402 km

COPA DE ESPAÑA VELOCIDAD 18/07/2024

Página 1 / 1

Apex Timing GoRacing





SSP+SBK

CARRERA 1 (R1) Resultados

Documento 4

Sujeto a escrutinio & investigaciones deportivas

Pos.	Nº	Piloto	Total	Dif.	Interv.	M. Vuelta	Km/h	Clase	Tiempo
1	43	KHOURI HARRY	8			1:36.446	139.71	SSP600	12:57.665
2	61	RODRIGUEZ GRAS FELIX	8	19.946	19.946	1:38.037	137.45	SBK1000	13:17.611
3	89	LOSADA PUGES JORDI	8	24.420	4.474	1:39.533	135.38	SSP600	13:22.085
4	1	LOPEZ MOLINA DIDAC	8	31.859	7.439	1:40.179	134.51	SSP600	13:29.524
5	76	PIRIS CARDOSO JOSE ANGEL	8	33.262	1.403	1:39.820	134.99	SBK1000	13:30.927
6	18	ROMERO ALMAGRO JAVI	8	39.172	5.910	1:40.714	133.79	SBK1000	13:36.837
7	93	TOMAS PEREZ MARTA	8	40.321	1.149	1:41.137	133.23	SSP600	13:37.986
8	32	CASTAÑEDA TRIGO DAVID FERNANDO	8	41.420	1.099	1:40.653	133.87	SBK1000	13:39.085
9	28	CONCHOUSO CARDOSO MIGUEL ANGE	8	46.336	4.916	1:41.567	132.67	SBK1000	13:44.001
10	11	FUSCA VALERIO	8	52.543	6.207	1:42.283	131.74	SSP600	13:50.208
11	19	GARCIA GEA MANUEL	8	58.913	6.370	1:43.351	130.38	SBK1000	13:56.578
12	37	GONZALEZ MILLAN IVAN	8	1:06.363	7.450	1:44.169	129.36	SSP600	14:04.028
13	25	DOMINGUEZ VAZQUEZ XAVI	8	1:06.728	0.365	1:43.933	129.65	SSP600	14:04.393
14	5	PEREZ HERENCIA DAVID	8	1:18.001	11.273	1:42.644	131.28	SSP600	14:15.666
15	16	TORÀ ALONSO ROBERT	8	1:28.412	10.411	1:46.029	127.09	SSP600	14:26.077
16	58	PERERA BARCELO SERGIO	7	1 Vuelta	1 Vuelta	1:54.609	117.57	SSP600	13:34.165
No Clasificados									
	12	VIU COTOLI ALEIX	0	Retirado				SBK1000	

Tiempo Inicio : 20/07 - 18:13:32

Meteo : Soleado Aire : 37°C Pista : Seco

M. Vuelta : Nº43 KHOURI HARRY

Evento Grabado : Nº43 KHOURI HARRY

Lider : Nº43 KHOURI HARRY (1-8)

1:36.446 139.71 Km/h

1:35.806 140.65 Km/h





SSP+SBK

CARRERA 1 (R1) Resultados

Documento 4

Sujeto a escrutinio & investigaciones deportivas

Pos.	Nº	Piloto	Total	Dif.	Interv.	M. Vuelta	Km/h	Clase	Tiempo
SBK1000									
1	61	RODRIGUEZ GRAS FELIX	8			1:38.037	137.45	SBK1000	13:17.611
2	76	PIRIS CARDOSO JOSE ANGEL	8	13.316	13.316	1:39.820	134.99	SBK1000	13:30.927
3	18	ROMERO ALMAGRO JAVI	8	19.226	5.910	1:40.714	133.79	SBK1000	13:36.837
4	32	CASTAÑEDA TRIGO DAVID FERNANDO	8	21.474	2.248	1:40.653	133.87	SBK1000	13:39.085
5	28	CONCHOUSO CARDOSO MIGUEL ANGE	8	26.390	4.916	1:41.567	132.67	SBK1000	13:44.001
6	19	GARCIA GEA MANUEL	8	38.967	12.577	1:43.351	130.38	SBK1000	13:56.578
No Clasificados									
	12	VIU COTOLI ALEIX	0	Retirado				SBK1000	
SSP600									
1	43	KHOURI HARRY	8			1:36.446	139.71	SSP600	12:57.665
2	89	LOSADA PUGES JORDI	8	24.420	24.420	1:39.533	135.38	SSP600	13:22.085
3	1	LOPEZ MOLINA DIDAC	8	31.859	7.439	1:40.179	134.51	SSP600	13:29.524
4	93	TOMAS PEREZ MARTA	8	40.321	8.462	1:41.137	133.23	SSP600	13:37.986
5	11	FUSCA VALERIO	8	52.543	12.222	1:42.283	131.74	SSP600	13:50.208
6	37	GONZALEZ MILLAN IVAN	8	1:06.363	13.820	1:44.169	129.36	SSP600	14:04.028
7	25	DOMINGUEZ VAZQUEZ XAVI	8	1:06.728	0.365	1:43.933	129.65	SSP600	14:04.393
8	5	PEREZ HERENCIA DAVID	8	1:18.001	11.273	1:42.644	131.28	SSP600	14:15.666
9	16	TORÀ ALONSO ROBERT	8	1:28.412	10.411	1:46.029	127.09	SSP600	14:26.077
10	58	PERERA BARCELO SERGIO	7	1 Vuelta	1 Vuelta	1:54.609	117.57	SSP600	13:34.165

Tiempo Inicio : 20/07 - 18:13:32

Meteo : Soleado Aire : 37°C Pista : Seco

M. Vuelta : Nº43 KHOURI HARRY

Evento Grabado : Nº43 KHOURI HARRY

Lider : Nº43 KHOURI HARRY (1-8)

1:36.446 139.71 Km/h

1:35.806 140.65 Km/h





SSP+SBK

CARRERA 1 (R1) Vuelta a vuelta

Valor informativo. No Oficial

	1	2	3	4	5	6	7	8	9	10	11	12	13	14	15	16	17
Parilla	43	89	61	1	76	93	18	11	28	32	19	25	37	16	58	5	
Salida																	
Vuelta 1 Intervalo	43 2.8	89 0.8	61 0.8	1 0.8	76 1.5	93 0.9	18 0.6	11 0.3	28 0.0	32 0.7	19 1.0	25 0.6	37 1.9	16 1.3	58 5.6	5 14.9	
Vuelta 2	43 6.0	89 1.5	61 0.1	1 0.1	76 1.5	93 2.5	18 0.1	11 2.2	28 0.4	32 0.1	19 2.1	25 2.0	37 1.3	16 4.6	58 12.7	5 3.6	
Vuelta 3	43 8.9	89 0.8	61 1.6	1 0.8	76 4.1	93 0.9	18 1.5	11 0.9	28 1.5	32 0.7	19 3.5	25 3.1	37 1.0	16 7.4	5 12.1	58 7.5	
Vuelta 4	43 12.1	89 0.0	61 3.0	1 1.0	76 4.5	93 1.6	18 2.0	11 0.5	28 1.5	32 5.4	19 4.2	25 0.0	37 10.8	16 7.2	5 21.0	58 21.0	
Vuelta 5	43 14.0	89 1.5	61 3.2	1 1.1	76 5.1	93 2.4	18 2.4	11 0.5	28 2.3	32 6.5	19 4.7	25 0.7	37 13.0	16 2.8	5 33.4	58 33.4	
Vuelta 6	43 15.4	89 3.3	61 4.0	1 1.6	76 5.0	93 2.5	18 2.1	11 2.3	28 2.5	32 6.9	19 5.7	25 0.6	37 14.2	16 2.3	5 43.9	58 43.9	
Vuelta 7	43 17.1	89 4.3	61 5.3	1 1.1	76 5.8	93 2.2	18 1.6	11 3.7	28 4.2	32 6.6	19 6.7	25 0.6	37 12.4	16 5.7	5 55.5	58 55.5	
Vuelta 8	43 19.9	89 4.4	61 7.4	1 1.4	76 5.9	93 1.1	18 1.0	11 4.9	28 6.2	32 6.3	19 7.4	25 0.3	37 11.2	16 10.4			





SSP+SBK

CARRERA 1 (R1) Análisis

Valor informativo. No Oficial

Vueltas	Formato Dia	Tiempo por vuelta	Vueltas	Formato Dia	Tiempo por vuelta	Vueltas	Formato Dia	Tiempo por vuelta
N°1 LOPEZ MOLINA DIDAC			3	18:18:51.075	1:44.001	6	18:23:16.438	1:36.597
1	18:15:17.130	1:44.162	4	18:20:35.244	1:44.169	7	18:24:53.593	1:37.155
2	18:16:57.843	1:40.713	5	18:22:19.161	1:43.917	8	18:26:30.633	1:37.040
3	18:18:38.269	1:40.426	6	18:24:02.512	1:43.351	N°58 PERERA BARCELO SERGIO		
4	18:20:18.485	1:40.216	7	18:25:46.091	1:43.579	1	18:15:32.936	1:59.968
5	18:21:58.664	1:40.179	8	18:27:29.546	1:43.455	2	18:17:27.832	1:54.896
6	18:23:39.319	1:40.655	N°25 DOMINGUEZ VAZQUEZ XAVI			3	18:19:22.441	1:54.609
7	18:25:20.528	1:41.209	1	18:15:23.903	1:50.935	4	18:21:18.642	1:56.201
8	18:27:02.492	1:41.964	2	18:17:09.120	1:45.217	5	18:23:13.966	1:55.324
N°5 PEREZ HERENCIA DAVID			3	18:18:54.180	1:45.060	6	18:25:09.551	1:55.585
1	18:15:47.906	2:14.938	4	18:20:39.450	1:45.270	7	18:27:07.133	1:57.582
2	18:17:31.446	1:43.540	5	18:22:24.688	1:45.238	N°61 RODRIGUEZ GRAS FELIX		
3	18:19:14.904	1:43.458	6	18:24:08.911	1:44.223	1	18:15:17.954	1:44.986
4	18:20:57.588	1:42.684	7	18:25:53.428	1:44.517	2	18:16:57.677	1:39.723
5	18:22:40.532	1:42.944	8	18:27:37.361	1:43.933	3	18:18:36.582	1:38.905
6	18:24:23.198	1:42.666	N°28 CONCHOUSO CARDOSO MIGUEL ANGEL			4	18:20:15.424	1:38.842
7	18:26:05.842	1:42.644	1	18:15:21.494	1:48.526	5	18:21:53.849	1:38.425
8	18:27:48.634	1:42.792	2	18:17:04.312	1:42.818	6	18:23:31.886	1:38.037
N°11 FUSCA VALERIO			3	18:18:45.879	1:41.567	7	18:25:10.782	1:38.896
1	18:15:21.434	1:48.466	4	18:20:27.750	1:41.871	8	18:26:50.579	1:39.797
2	18:17:04.740	1:43.306	5	18:22:10.336	1:42.586	N°76 PIRIS CARDOSO JOSE ANGEL		
3	18:18:47.509	1:42.769	6	18:23:53.022	1:42.686	1	18:15:19.476	1:46.508
4	18:20:29.792	1:42.283	7	18:25:35.167	1:42.145	2	18:16:59.346	1:39.870
5	18:22:12.654	1:42.862	8	18:27:16.969	1:41.802	3	18:18:39.166	1:39.820
6	18:23:55.535	1:42.881	N°32 CASTAÑEDA TRIGO DAVID FERNANDO			4	18:20:19.542	1:40.376
7	18:25:39.405	1:43.870	1	18:15:22.271	1:49.303	5	18:21:59.798	1:40.256
8	18:27:23.176	1:43.771	2	18:17:04.892	1:42.621	6	18:23:40.968	1:41.170
N°16 TORÀ ALONSO ROBERT			3	18:18:46.792	1:41.900	7	18:25:21.629	1:40.661
1	18:15:27.270	1:54.302	4	18:20:28.291	1:41.499	8	18:27:03.895	1:42.266
2	18:17:15.117	1:47.847	5	18:22:09.830	1:41.539	N°89 LOSADA PUGES JORDI		
3	18:19:02.714	1:47.597	6	18:23:50.664	1:40.834	1	18:15:16.328	1:43.360
4	18:20:50.343	1:47.629	7	18:25:31.400	1:40.736	2	18:16:56.173	1:39.845
5	18:22:37.701	1:47.358	8	18:27:12.053	1:40.653	3	18:18:35.706	1:39.533
6	18:24:25.565	1:47.864	N°37 GONZALEZ MILLAN IVAN			4	18:20:15.406	1:39.700
7	18:26:11.594	1:46.029	1	18:15:25.900	1:52.932	5	18:21:55.390	1:39.984
8	18:27:59.045	1:47.451	2	18:17:10.443	1:44.543	6	18:23:35.267	1:39.877
N°18 ROMERO ALMAGRO JAVI			3	18:18:55.233	1:44.790	7	18:25:15.129	1:39.862
1	18:15:21.063	1:48.095	4	18:20:39.471	1:44.238	8	18:26:55.053	1:39.924
2	18:17:02.111	1:41.048	5	18:22:23.956	1:44.485	N°93 TOMAS PEREZ MARTA		
3	18:18:43.348	1:41.237	6	18:24:08.213	1:44.257	1	18:15:20.445	1:47.477
4	18:20:24.062	1:40.714	7	18:25:52.827	1:44.614	2	18:17:01.942	1:41.497
5	18:22:04.943	1:40.881	8	18:27:36.996	1:44.169	3	18:18:44.308	1:42.366
6	18:23:45.968	1:41.025	N°43 KHOURI HARRY			4	18:20:25.667	1:41.359
7	18:25:27.502	1:41.534	1	18:15:13.526	1:40.558	5	18:22:07.364	1:41.697
8	18:27:09.805	1:42.303	2	18:16:50.086	1:36.560	6	18:23:48.501	1:41.137
N°19 GARCIA GEA MANUEL			3	18:18:26.800	1:36.714	7	18:25:29.760	1:41.259
1	18:15:23.283	1:50.315	4	18:20:03.246	1:36.446	8	18:27:10.954	1:41.194
2	18:17:07.074	1:43.791	5	18:21:39.841	1:36.595			





SSP+SBK

CARRERA 1 (R1) Parrilla de Salida

6	16 TORÀ ALONSO ROBERT 1:47.488	58 PERERA BARCELO SERGIO 1:51.952	
5	11 FUSCA VALERIO 1:42.590	37 GONZALEZ MILLAN IVAN 1:43.600	25 DOMINGUEZ VAZQUEZ XAVI 1:43.695
4	32 CASTAÑEDA TRIGO DAVID FERNANDO 1:42.296	5 PEREZ HERENCIA DAVID 1:42.302	19 GARCIA GEA MANUEL 1:42.562
3	93 TOMAS PEREZ MARTA 1:39.660	76 PIRIS CARDOSO JOSE ANGEL 1:39.801	28 CONCHOUSO CARDOSO MIGUEL ANGEL 1:41.518
2	89 LOSADA PUGES JORDI 1:38.748	18 ROMERO ALMAGRO JAVI 1:39.465	1 LOPEZ MOLINA DIDAC 1:39.653
1	43 KHOURI HARRY 1:35.806	12 VIU COTOLI ALEIX 1:37.639	61 RODRIGUEZ GRAS FELIX 1:37.714

POLE POSITION



Salida : 20/07 - 18:15 8 Total = 29.944 km

COPA DE ESPAÑA VELOCIDAD 18/07/2024





SSP+SBK

FUSION Q1+Q2 Resultados

Documento 3

Sujeto a escrutinio & investigaciones deportivas

Pos.	Nº	Piloto	Q1	Q2	Tiempo	Dif.	Total
1	43	KHOURI HARRY	1:35.806	1:37.331	1:35.806		19
2	12	VIU COTOLI ALEIX	1:39.277	1:37.639	1:37.639	1.833	13
3	61	RODRIGUEZ GRAS FELIX	1:37.714	Sin Tiempo	1:37.714	1.908	9
4	89	LOSADA PUGES JORDI	1:38.748	Sin Tiempo	1:38.748	2.942	14
5	18	ROMERO ALMAGRO JAVI	1:39.465	1:40.590	1:39.465	3.659	19
6	1	LOPEZ MOLINA DIDAC	1:40.099	1:39.653	1:39.653	3.847	17
7	93	TOMAS PEREZ MARTA	1:39.660	1:41.621	1:39.660	3.854	24
8	76	PIRIS CARDOSO JOSE ANGEL	1:40.173	1:39.801	1:39.801	3.995	12
9	28	CONCHOUSO CARDOSO MIGUEL ANGEL	Sin Tiempo	1:41.518	1:41.518	5.712	8
10	32	CASTAÑEDA TRIGO DAVID FERNANDO	1:42.296	1:43.413	1:42.296	6.490	18
11	5	PEREZ HERENCIA DAVID	1:42.302	1:42.554	1:42.302	6.496	23
12	19	GARCIA GEA MANUEL	1:42.562	1:44.025	1:42.562	6.756	16
13	11	FUSCA VALERIO	1:42.932	1:42.590	1:42.590	6.784	21
14	37	GONZALEZ MILLAN IVAN	1:43.600	1:44.476	1:43.600	7.794	16
15	25	DOMINGUEZ VAZQUEZ XAVI	1:43.695	Sin Tiempo	1:43.695	7.889	15
16	16	TORÀ ALONSO ROBERT	1:48.809	1:47.488	1:47.488	11.682	14
17	58	PERERA BARCELO SERGIO	1:51.952	-	1:51.952	16.146	6





SSP+SBK

CRONOMETRADOS 2 (Q2) Resultados

Documento 2

Sujeto a escrutinio & investigaciones deportivas

Pos.	Nº	Piloto	M. Vuelta	Dif.	Interv.	Km/h	Total	Clase	Tiempo
1	43	KHOURI HARRY	1:37.331			138.44	6	SSP600	21:17.900
2	12	VIU COTOLI ALEIX	1:37.639	0.308	0.308	138.01	9	SBK1000	20:26.790
3	1	LOPEZ MOLINA DIDAC	1:39.653	2.322	2.014	135.22	6	SSP600	14:22.136
4	76	PIRIS CARDOSO JOSE ANGEL	1:39.801	2.470	0.148	135.02	5	SBK1000	12:24.576
5	18	ROMERO ALMAGRO JAVI	1:40.590	3.259	0.789	133.96	6	SBK1000	20:49.476
6	28	CONCHOUSO CARDOSO MIGUEL ANGEL	1:41.518	4.187	0.928	132.73	8	SBK1000	18:13.418
7	93	TOMAS PEREZ MARTA	1:41.621	4.290	0.103	132.60	10	SSP600	21:31.045
8	5	PEREZ HERENCIA DAVID	1:42.554	5.223	0.933	131.39	10	SSP600	21:51.426
9	11	FUSCA VALERIO	1:42.590	5.259	0.036	131.35	7	SSP600	18:54.570
10	32	CASTAÑEDA TRIGO DAVID FERNANDO	1:43.413	6.082	0.823	130.30	7	SBK1000	18:57.385
11	19	GARCIA GEA MANUEL	1:44.025	6.694	0.612	129.53	8	SBK1000	21:13.667
12	37	GONZALEZ MILLAN IVAN	1:44.476	7.145	0.451	128.98	6	SSP600	15:55.871
13	16	TORÀ ALONSO ROBERT	1:47.488	10.157	3.012	125.36	8	SSP600	20:19.902
No Clasificados									
	25	DOMINGUEZ VAZQUEZ XAVI						SSP600	
	61	RODRIGUEZ GRAS FELIX						SBK1000	
	89	LOSADA PUGES JORDI						SSP600	

Meteo : Soleado Aire : 36°C Pista : Seco

M. Vuelta : Nº43 KHOURI HARRY 1:37.331 138.44 Km/h
 Evento Grabado : Nº43 KHOURI HARRY 1:35.806 140.65 Km/h

COPA DE ESPAÑA VELOCIDAD 18/07/2024





SSP+SBK

CRONOMETRADOS 2 (Q2) Análisis

Valor informativo. No Oficial

Vueltas	Formato	Día	Tiempo por vuelta	Vueltas	Formato	Día	Tiempo por vuelta	Vueltas	Formato	Día	Tiempo por vuelta
N°1 LOPEZ MOLINA DIDAC				3	IN	14:43:09.333	1:46.919	4		14:45:38.626	1:39.801
1		14:39:04.168	1:41.975	4		14:52:33.687	9:24.354	5	IN	14:47:30.401	1:51.775
2		14:40:44.188	1:40.020	5		14:54:14.711	1:41.024	N°93 TOMAS PEREZ MARTA			
3	IN	14:42:39.500	1:55.312	6		14:55:55.301	1:40.590	1		14:41:07.597	1:45.672
4		14:45:56.646	3:17.146	N°19 GARCIA GEA MANUEL				2		14:42:51.137	1:43.540
5		14:47:36.299	1:39.653	1		14:44:02.424	1:47.099	3		14:44:35.696	1:44.559
6	IN	14:49:27.961	1:51.662	2		14:45:47.763	1:45.339	4		14:46:18.734	1:43.038
N°5 PEREZ HERENCIA DAVID				3		14:47:34.376	1:46.613	5		14:48:01.730	1:42.996
1		14:39:14.417	1:43.193	4		14:49:20.396	1:46.020	6		14:49:46.734	1:45.004
2		14:40:56.971	1:42.554	5		14:51:05.124	1:44.728	7		14:51:30.290	1:43.556
3		14:42:39.674	1:42.703	6		14:52:49.149	1:44.025	8		14:53:11.911	1:41.621
4		14:44:22.449	1:42.775	7		14:54:33.467	1:44.318	9		14:54:53.570	1:41.659
5	IN	14:46:11.433	1:48.984	8		14:56:19.492	1:46.025	10		14:56:36.870	1:43.300
6		14:49:55.075	3:43.642	N°28 CONCHOUSO CARDOSO MIGUEL ANGEL							
7		14:51:38.119	1:43.044	1		14:39:19.028	1:43.170				
8		14:53:21.230	1:43.111	2		14:41:01.265	1:42.237				
9		14:55:04.475	1:43.245	3		14:42:42.783	1:41.518				
10	IN	14:56:57.251	1:52.776	4		14:44:25.176	1:42.393				
N°11 FUSCA VALERIO				5		14:46:08.881	1:43.705				
1		14:40:48.944	1:42.590	6	IN	14:47:58.334	1:49.453				
2		14:42:32.167	1:43.223	7		14:51:32.760	3:34.426				
3	IN	14:44:22.941	1:50.774	8	IN	14:53:19.243	1:46.483	N°32 CASTAÑEDA TRIGO DAVID FERNANDO			
4		14:48:00.823	3:37.882					1		14:40:25.178	1:43.453
5		14:49:44.177	1:43.354					2		14:42:10.300	1:45.122
6		14:51:28.018	1:43.841					3		14:43:53.713	1:43.413
7	IN	14:54:00.395	2:32.377					4	IN	14:45:39.922	1:46.209
N°12 VIU COTOLI ALEIX								5		14:50:27.653	4:47.731
1		14:40:13.738	1:41.078					6		14:52:11.828	1:44.175
2		14:41:52.910	1:39.172					7	IN	14:54:03.210	1:51.382
3		14:43:31.015	1:38.105	N°37 GONZALEZ MILLAN IVAN							
4		14:45:08.949	1:37.934	1		14:39:34.271	1:44.476				
5	IN	14:47:07.090	1:58.141	2		14:41:19.778	1:45.507				
6		14:50:36.859	3:29.769	3		14:43:05.200	1:45.422				
7		14:52:16.454	1:39.595	4	IN	14:44:57.489	1:52.289				
8		14:53:54.976	1:38.522	5		14:49:10.121	4:12.632				
9		14:55:32.615	1:37.639	6	IN	14:51:01.696	1:51.575	N°43 KHOURI HARRY			
N°16 TORÀ ALONSO ROBERT								1		14:45:48.875	1:38.185
1		14:40:05.453	1:52.475					2		14:47:28.489	1:39.614
2		14:41:57.575	1:52.122					3		14:49:05.820	1:37.331
3		14:43:45.471	1:47.896					4	IN	14:50:48.174	1:42.354
4		14:45:33.507	1:48.036					5		14:54:42.470	3:54.296
5	IN	14:47:38.364	2:04.857					6		14:56:23.725	1:41.255
6		14:51:48.739	4:10.375	N°76 PIRIS CARDOSO JOSE ANGEL							
7		14:53:38.239	1:49.500	1		14:40:36.902	1:42.683				
8		14:55:25.727	1:47.488	2		14:42:17.304	1:40.402				
N°18 ROMERO ALMAGRO JAVI				3		14:43:58.825	1:41.521				
1		14:39:40.942	1:41.120								
2		14:41:22.414	1:41.472								





SSP+SBK

CRONOMETRADOS 1 (Q1) Resultados

Documento 1

Sujeto a escrutinio & investigaciones deportivas

Pos.	Nº	Piloto	M. Vuelta	Dif.	Interv.	Km/h	Total	Clase	Tiempo
1	43	KHOURI HARRY	1:35.806			140.65	13	SSP600	30:09.129
2	61	RODRIGUEZ GRAS FELIX	1:37.714	1.908	1.908	137.90	9	SBK1000	20:32.730
3	89	LOSADA PUGES JORDI	1:38.748	2.942	1.034	136.46	14	SSP600	28:24.684
4	12	VIU COTOLI ALEIX	1:39.277	3.471	0.529	135.73	4	SBK1000	12:14.132
5	18	ROMERO ALMAGRO JAVI	1:39.465	3.659	0.188	135.47	13	SBK1000	30:35.456
6	93	TOMAS PEREZ MARTA	1:39.660	3.854	0.195	135.21	14	SSP600	30:11.765
7	1	LOPEZ MOLINA DIDAC	1:40.099	4.293	0.439	134.61	11	SSP600	29:38.885
8	76	PIRIS CARDOSO JOSE ANGEL	1:40.173	4.367	0.074	134.52	7	SBK1000	15:00.296
9	32	CASTAÑEDA TRIGO DAVID FERNANDO	1:42.296	6.490	2.123	131.72	11	SBK1000	25:35.859
10	5	PEREZ HERENCIA DAVID	1:42.302	6.496	0.006	131.72	13	SSP600	26:53.233
11	19	GARCIA GEA MANUEL	1:42.562	6.756	0.260	131.38	8	SBK1000	17:29.341
12	11	FUSCA VALERIO	1:42.932	7.126	0.370	130.91	14	SSP600	30:52.095
13	37	GONZALEZ MILLAN IVAN	1:43.600	7.794	0.668	130.07	10	SSP600	22:22.035
14	25	DOMINGUEZ VAZQUEZ XAVI	1:43.695	7.889	0.095	129.95	15	SSP600	30:55.583
15	16	TORÀ ALONSO ROBERT	1:48.809	13.003	5.114	123.84	6	SSP600	20:51.826
16	58	PERERA BARCELO SERGIO	1:51.952	16.146	3.143	120.36	6	SSP600	30:40.590
No Clasificados									
	28	CONCHOUSO CARDOSO MIGUEL ANGEL						SBK1000	3:10.985

Tiempo Inicio : 20/07 - 11:50:00

M. Vuelta : N°43 KHOURI HARRY

1:35.806 140.65 Km/h

Meteo : Soleado Aire : 33°C Pista : Seco

COPA DE ESPAÑA VELOCIDAD 18/07/2024

Página 1 / 1

Apex Timing GoRacing





SSP+SBK

CRONOMETRADOS 1 (Q1) Análisis

Valor informativo. No Oficial

Vueltas	Formato	Día	Tiempo por vuelta	Vueltas	Formato	Día	Tiempo por vuelta	Vueltas	Formato	Día	Tiempo por vuelta
Nº1 LOPEZ MOLINA DIDAC				2		12:01:03.033	1:49.675	4	IN	11:59:37.519	1:49.130
1		11:55:25.336	1:40.780	3		12:02:51.842	1:48.809	5		12:04:30.421	4:52.902
2		11:57:05.584	1:40.248	4	IN	12:04:50.516	1:58.674	6		12:06:13.476	1:43.055
3	IN	11:58:55.962	1:50.378	5		12:08:53.476	4:02.960	7		12:07:55.772	1:42.296
4		12:02:19.589	3:23.627	6	IN	12:10:51.826	1:58.350	8	IN	12:09:46.417	1:50.645
5		12:04:01.927	1:42.338	Nº18 ROMERO ALMAGRO JAVI				9		12:11:51.606	2:05.189
6		12:05:42.026	1:40.099	1		11:54:40.238	1:40.535	10		12:13:34.155	1:42.549
7	IN	12:07:31.338	1:49.312	2	IN	11:56:27.765	1:47.527	11	IN	12:15:35.859	2:01.704
8		12:14:20.577	6:49.239	3		11:59:35.776	3:08.011	Nº37 GONZALEZ MILLAN IVAN			
9		12:16:01.208	1:40.631	4		12:01:15.943	1:40.167	1		11:54:51.766	1:48.087
10		12:17:41.467	1:40.259	5		12:02:56.402	1:40.459	2		11:56:37.446	1:45.680
11	IN	12:19:38.885	1:57.418	6		12:04:38.573	1:42.171	3		11:58:21.842	1:44.396
Nº5 PEREZ HERENCIA DAVID				7	IN	12:06:27.456	1:48.883	4		12:00:06.228	1:44.386
1		11:54:01.210	1:43.738	8		12:12:06.442	5:38.986	5	IN	12:01:57.580	1:51.352
2		11:55:45.320	1:44.110	9		12:13:46.041	1:39.599	6		12:05:18.220	3:20.640
3		11:57:28.707	1:43.387	10		12:15:25.506	1:39.465	7		12:07:02.681	1:44.461
4		11:59:11.907	1:43.200	11		12:17:09.420	1:43.914	8		12:08:46.281	1:43.600
5		12:00:55.750	1:43.843	12		12:18:51.549	1:42.129	9		12:10:30.480	1:44.199
6	IN	12:02:45.926	1:50.176	13		12:20:35.456	1:43.907	10	IN	12:12:22.035	1:51.555
7		12:06:21.561	3:35.635	Nº19 GARCIA GEA MANUEL				Nº43 KHOURI HARRY			
8		12:08:03.863	1:42.302	1		11:55:14.405	1:45.643	1		11:53:46.265	1:37.306
9		12:09:46.344	1:42.481	2		11:56:59.255	1:44.850	2		11:55:23.801	1:37.536
10		12:11:28.908	1:42.564	3		11:58:43.878	1:44.623	3		11:57:00.117	1:36.316
11		12:13:15.248	1:46.340	4		12:00:27.968	1:44.090	4		11:58:36.470	1:36.353
12		12:15:00.109	1:44.861	5		12:02:11.820	1:43.852	5		12:00:12.741	1:36.271
13	IN	12:16:53.233	1:53.124	6		12:03:55.159	1:43.339	6		12:01:48.889	1:36.148
Nº11 FUSCA VALERIO				7		12:05:37.721	1:42.562	7		12:03:24.848	1:35.959
1		11:54:57.962	1:45.910	8	IN	12:07:29.341	1:51.620	8		12:05:00.886	1:36.038
2		11:56:42.162	1:44.200	Nº25 DOMINGUEZ VAZQUEZ XAVI				9		12:06:37.449	1:36.563
3		11:58:25.451	1:43.289	1		11:54:10.288	1:47.183	10		12:08:13.434	1:35.985
4	IN	12:00:13.830	1:48.379	2		11:55:56.835	1:46.547	11		12:09:49.240	1:35.806
5		12:05:21.036	5:07.206	3		11:57:42.585	1:45.750	12	IN	12:11:33.307	1:44.067
6		12:07:04.681	1:43.645	4		11:59:28.513	1:45.928	13		12:20:09.129	8:35.822
7		12:08:48.126	1:43.445	5		12:01:13.963	1:45.450	Nº58 PERERA BARCELO SERGIO			
8		12:10:31.660	1:43.534	6		12:02:59.810	1:45.847	1		12:11:18.290	1:54.497
9		12:12:14.811	1:43.151	7		12:04:45.397	1:45.587	2		12:13:11.504	1:53.214
10		12:13:57.849	1:43.038	8		12:06:30.217	1:44.820	3		12:15:03.720	1:52.216
11		12:15:40.967	1:43.118	9		12:08:14.770	1:44.553	4		12:16:56.589	1:52.869
12		12:17:23.899	1:42.932	10		12:10:00.337	1:45.567	5		12:18:48.541	1:51.952
13		12:19:07.942	1:44.043	11		12:11:45.147	1:44.810	6		12:20:40.590	1:52.049
14		12:20:52.095	1:44.153	12		12:13:28.842	1:43.695	Nº61 RODRIGUEZ GRAS FELIX			
Nº12 VIU COTOLI ALEIX				13	IN	12:15:20.302	1:51.460	1		11:54:20.383	1:41.644
1		11:55:52.000	1:49.920	14		12:19:11.429	3:51.127	2		11:55:59.732	1:39.349
2		11:57:31.808	1:39.808	15		12:20:55.583	1:44.154	3		11:57:39.401	1:39.669
3		11:59:11.085	1:39.277	Nº32 CASTAÑEDA TRIGO DAVID FERNANDO				4		11:59:17.782	1:38.381
4	IN	12:02:14.132	3:03.047	1		11:54:22.760	1:45.012	5	IN	12:01:08.133	1:50.351
Nº16 TORÀ ALONSO ROBERT				2		11:56:05.691	1:42.931	6		12:05:21.169	4:13.036
1		11:59:13.358	2:03.514	3		11:57:48.389	1:42.698	7		12:06:59.565	1:38.396





SSP+SBK

CRONOMETRADOS 1 (Q1) Análisis

Valor informativo. No Oficial

Vueltas	Formato	Día	Tiempo por vuelta
8		12:08:37.279	1:37.714
9	IN	12:10:32.730	1:55.451

Nº76 PIRIS CARDOSO JOSE ANGEL

1		11:54:39.403	1:44.150
2		11:56:21.545	1:42.142
3		11:58:01.973	1:40.428
4		11:59:43.266	1:41.293
5		12:01:24.345	1:41.079
6		12:03:04.518	1:40.173
7	IN	12:05:00.296	1:55.778

Nº89 LOSADA PUGES JORDI

1		11:54:21.201	1:41.686
2		11:56:02.085	1:40.884
3		11:57:41.208	1:39.123
4		11:59:19.956	1:38.748
5		12:00:59.022	1:39.066
6		12:02:37.952	1:38.930
7	IN	12:04:26.578	1:48.626
8		12:08:08.962	3:42.384
9		12:09:48.110	1:39.148
10		12:11:27.168	1:39.058
11		12:13:06.538	1:39.370
12		12:14:46.079	1:39.541
13		12:16:25.106	1:39.027
14	IN	12:18:24.684	1:59.578

Nº93 TOMAS PEREZ MARTA

1		11:55:29.596	1:42.851
2		11:57:11.733	1:42.137
3		11:58:54.690	1:42.957
4		12:00:35.756	1:41.066
5		12:02:17.201	1:41.445
6	IN	12:04:05.452	1:48.251
7		12:07:09.062	3:03.610
8		12:08:50.895	1:41.833
9		12:10:31.705	1:40.810
10		12:12:12.307	1:40.602
11		12:13:51.967	1:39.660
12	IN	12:15:37.408	1:45.441
13		12:18:30.804	2:53.396
14		12:20:11.765	1:40.961





SSP+SBK Lista de Inscritos (17 Pilotos)

Nº	Piloto	Equipo	Moto	Clase
1	LOPEZ MOLINA DIDAC	DAAC.14 / 3DSIX Race	YAMAHA	SSP600
5	PEREZ HERENCIA DAVID	GRT	YAMAHA	SSP600
11	FUSCA VALERIO	MOTOS REFUGI BARCELO	YAMAHA	SSP600
12	VIU COTOLI ALEIX		SUZUKI	SBK1000
16	TORÀ ALONSO ROBERT	BASOMBA RACING x Tol	YAMAHA	SSP600
18	ROMERO ALMAGRO JAVI	BLADE RACING TEAM	KAWASAKI	SBK1000
19	GARCIA GEA MANUEL		SUZUKI	SBK1000
25	DOMINGUEZ VAZQUEZ XAVI	Motobox.cat	YAMAHA	SSP600
28	CONCHOUSO CARDOSO MIGUEL ANGEL		YAMAHA	SBK1000
32	CASTAÑEDA TRIGO DAVID FERNANDO	Motopneumatic bcn	KAWASAKI	SBK1000
37	GONZALEZ MILLAN IVAN	Box69	YAMAHA	SSP600
43	KHOURI HARRY	ANDOTRANS TEAM TORRE	YAMAHA	SSP600
58	PERERA BARCELO SERGIO	NAYOX RACING TEAM	YAMAHA	SSP600
61	RODRIGUEZ GRAS FELIX	BOX 69 RACING TEAM	KAWASAKI	SBK1000
76	PIRIS CARDOSO JOSE ANGEL	Motocrash 76	DUCATI	SBK1000
89	LOSADA PUGES JORDI	Losada Racing Team	YAMAHA	SSP600
93	TOMAS PEREZ MARTA	GUDARI RACING TEAM	YAMAHA	SSP600





SSP300+R3+PROMO 3+MOTO 5

CARRERA 2 (RACE 2) Resultados

Documento 5

Sujeto a escrutinio & investigaciones deportivas

Pos.	Nº	Piloto	Total	Dif.	Interv.	M. Vuelta	Km/h	Clase	Tiempo
Copa Yamaha R3 bLU c									
1	96	BELTRAN GARCIA ALBERTO	10			1:44.833	128.54	Copa Yamaha R3 bLU c	17:35.585
2	23	MONTERO FUENTE RUBEN	10	0.135	0.135	1:44.955	128.39	Copa Yamaha R3 bLU c	17:35.720
3	57	NAVARRETE VICO RAUL	10	13.622	13.487	1:45.267	128.01	Copa Yamaha R3 bLU c	17:49.207
4	10	SANCHEZ FREAN IKER	10	1:21.198	1:07.576	1:51.884	120.44	Copa Yamaha R3 bLU c	18:56.783
No Clasificados									
	35	GINES CORPA ALEIX	6	Retirado		1:47.851	124.94	Copa Yamaha R3 bLU c	10:50.958
Moto 5									
1	25	SUN SHENGBO	10			1:49.132	123.47	Moto 5	18:26.980
2	53	CUBELES VICTOR	10	21.892	21.892	1:52.247	120.05	Moto 5	18:48.872
3	3	MUYOR IZAN	10	34.953	13.061	1:53.158	119.08	Moto 5	19:01.933
4	123	COLL NEYZAN	10	38.359	3.406	1:53.889	118.32	Moto 5	19:05.339
5	11	TOTU HUGO DANIEL	9	1 Vuelta	1 Vuelta	2:00.318	111.99	Moto 5	18:10.585
Promo 3									
1	20	COULOM LOUIS	10			1:51.383	120.98	Promo 3	18:47.280
SSP300									
1	34	GARCIA PADILLA ERIK	10			1:44.912	128.44	SSP300	17:35.241
2	73	VAZQUEZ MAGAZ YERAY	10	24.528	24.528	1:47.068	125.85	SSP300	17:59.769
3	7	SIMO ALCOBA GUERAU	10	31.567	7.039	1:47.659	125.16	SSP300	18:06.808
4	26	CALVET CEBOLLA CHRISTIAN	10	34.901	3.334	1:47.954	124.82	SSP300	18:10.142

Lider : Nº34 GARCIA PADILLA ERIK (1-2) / Nº96 BELTRAN GARCIA ALBERTO (3-9) / Nº34 GARCIA PADILLA ERIK (10-10)

Tiempo Inicio : 21/07 - 10:42:34

M. Vuelta : Nº96 BELTRAN GARCIA ALBERTO 1:44.833 128.54 Km/h

Meteo : Soleado Aire : 24°C Pista : Seco

Record anterior : Nº34 GARCIA PADILLA ERIK 1:45.326 127.93 Km/h

COPA DE ESPAÑA VELOCIDAD 18/07/2024

Página 1 / 1

Apex Timing GoRacing





SSP300+R3+PROMO 3+MOTO 5

CARRERA 2 (RACE 2) Vuelta a vuelta

Valor informativo. No Oficial

	1	2	3	4	5	6	7	8	9	10	11	12	13	14	15
Vuelta 1	34	96	23	57	35	7	73	26	25	53	3	20	123	10	11
Vuelta 2	34	96	23	57	35	73	7	26	25	20	53	3	123	10	11
Vuelta 3	96	34	57	23	35	73	7	26	25	53	20	3	123	10	11
Vuelta 4	96	34	23	57	73	35	7	26	25	20	53	3	123	10	11
Vuelta 5	96	34	23	57	73	35	7	26	25	20	53	3	10	123	11
Vuelta 6	96	34	23	57	73	35	7	26	25	20	53	3	10	123	11
Vuelta 7	96	34	23	57	73	7	26	25	20	53	10	3	123	11	
Vuelta 8	96	34	23	57	73	7	26	25	20	53	10	3	123	11	
Vuelta 9	96	34	23	57	73	7	26	25	20	53	10	3	123	10	
Vuelta 10	34	96	23	57	73	7	26	25	20	53	10	3	123		





SSP300+R3+PROMO 3+MOTO 5

CARRERA 2 (RACE 2)

Análisis

Valor informativo. No Oficial

Vueltas	Formato Dia	Tiempo por vuelta
Nº3 MUYOR IZAN		
1	10:44:27.223	1:55.223
2	10:46:20.381	1:53.158
3	10:48:14.704	1:54.323
4	10:50:08.149	1:53.445
5	10:52:02.087	1:53.938
6	10:53:55.559	1:53.472
7	10:55:50.053	1:54.494
8	10:57:44.743	1:54.690
9	10:59:39.289	1:54.546
10	11:01:33.933	1:54.644
Nº7 SIMO ALCOBA GUERAU		
1	10:44:22.951	1:50.951
2	10:46:10.937	1:47.986
3	10:47:59.048	1:48.111
4	10:49:47.379	1:48.331
5	10:51:35.359	1:47.980
6	10:53:23.446	1:48.087
7	10:55:11.105	1:47.659
8	10:56:59.496	1:48.391
9	10:58:50.791	1:51.295
10	11:00:38.808	1:48.017
Nº10 SANCHEZ FREAN IKER		
1	10:44:29.821	1:57.821
2	10:46:25.853	1:56.032
3	10:48:20.110	1:54.257
4	10:50:12.625	1:52.515
5	10:52:04.733	1:52.108
6	10:53:56.617	1:51.884
7	10:55:49.479	1:52.862
8	10:57:42.910	1:53.431
9	10:59:35.847	1:52.937
10	11:01:28.783	1:52.936
Nº11 TOTU HUGO DANIEL		
1	10:44:35.816	2:03.816
2	10:46:36.532	2:00.716
3	10:48:37.397	2:00.865
4	10:50:38.735	2:01.338
5	10:52:39.757	2:01.022
6	10:54:40.567	2:00.810
7	10:56:41.470	2:00.903
8	10:58:42.267	2:00.797
9	11:00:42.585	2:00.318
Nº20 COULOM LOUIS		
1	10:44:27.833	1:55.833
2	10:46:19.216	1:51.383
3	10:48:12.080	1:52.864
4	10:50:04.570	1:52.490

Vueltas	Formato Dia	Tiempo por vuelta
5	10:51:57.483	1:52.913
6	10:53:49.630	1:52.147
7	10:55:42.367	1:52.737
8	10:57:34.907	1:52.540
9	10:59:26.814	1:51.907
10	11:01:19.280	1:52.466
Nº23 MONTERO FUENTE RUBEN		
1	10:44:20.167	1:48.167
2	10:46:06.192	1:46.025
3	10:47:51.644	1:45.452
4	10:49:36.675	1:45.031
5	10:51:21.717	1:45.042
6	10:53:06.672	1:44.955
7	10:54:51.897	1:45.225
8	10:56:37.489	1:45.592
9	10:58:22.623	1:45.134
10	11:00:07.720	1:45.097
Nº25 SUN SHENGBO		
1	10:44:25.201	1:53.201
2	10:46:14.796	1:49.595
3	10:48:03.928	1:49.132
4	10:49:54.124	1:50.196
5	10:51:44.052	1:49.928
6	10:53:34.620	1:50.568
7	10:55:25.222	1:50.602
8	10:57:16.053	1:50.831
9	10:59:06.976	1:50.923
10	11:00:58.980	1:52.004
Nº26 CALVET CEBOLLA CHRISTIAN		
1	10:44:25.071	1:53.071
2	10:46:13.856	1:48.785
3	10:48:02.212	1:48.356
4	10:49:50.582	1:48.370
5	10:51:38.733	1:48.151
6	10:53:26.687	1:47.954
7	10:55:16.841	1:50.154
8	10:57:05.705	1:48.864
9	10:58:54.050	1:48.345
10	11:00:42.142	1:48.092
Nº34 GARCIA PADILLA ERIK		
1	10:44:19.463	1:47.463
2	10:46:05.045	1:45.582
3	10:47:51.042	1:45.997
4	10:49:36.544	1:45.502
5	10:51:21.528	1:44.984
6	10:53:06.543	1:45.015
7	10:54:51.674	1:45.131
8	10:56:37.323	1:45.649

Vueltas	Formato Dia	Tiempo por vuelta
9	10:58:22.235	1:44.912
10	11:00:07.241	1:45.006
Nº35 GINES CORPA ALEIX		
1	10:44:22.406	1:50.406
2	10:46:10.257	1:47.851
3	10:47:58.344	1:48.087
4	10:49:46.734	1:48.390
5	10:51:34.917	1:48.183
6	10:53:22.958	1:48.041
Nº53 CUBELES VICTOR		
1	10:44:27.066	1:55.066
2	10:46:19.501	1:52.435
3	10:48:12.078	1:52.577
4	10:50:04.655	1:52.577
5	10:51:57.656	1:53.001
6	10:53:49.903	1:52.247
7	10:55:42.619	1:52.716
8	10:57:35.357	1:52.738
9	10:59:27.768	1:52.411
10	11:01:20.872	1:53.104
Nº57 NAVARRETE VICO RAUL		
1	10:44:20.305	1:48.305
2	10:46:06.264	1:45.959
3	10:47:51.587	1:45.323
4	10:49:37.112	1:45.525
5	10:51:22.379	1:45.267
6	10:53:07.909	1:45.530
7	10:54:54.716	1:46.807
8	10:56:44.037	1:49.321
9	10:58:32.766	1:48.729
10	11:00:21.207	1:48.441
Nº73 VAZQUEZ MAGAZ YERAY		
1	10:44:23.090	1:51.090
2	10:46:10.719	1:47.629
3	10:47:58.858	1:48.139
4	10:49:46.634	1:47.776
5	10:51:34.363	1:47.729
6	10:53:22.626	1:48.263
7	10:55:10.063	1:47.437
8	10:56:57.273	1:47.210
9	10:58:44.701	1:47.428
10	11:00:31.769	1:47.068
Nº96 BELTRAN GARCIA ALBERTO		
1	10:44:19.791	1:47.791
2	10:46:05.288	1:45.497
3	10:47:50.588	1:45.300
4	10:49:35.663	1:45.075
5	10:51:20.693	1:45.030





SSP300+R3+PROMO 3+MOTO 5

CARRERA 2 (RACE 2) Análisis

Valor informativo. No Oficial

Vueltas	Formato Día	Tiempo por vuelta
6	10:53:05.548	1:44.855
7	10:54:50.381	1:44.833
8	10:56:36.117	1:45.736
9	10:58:21.821	1:45.704
10	11:00:07.585	1:45.764

Nº123 COLL NEYZAN

1	10:44:29.228	1:57.228
2	10:46:23.117	1:53.889
3	10:48:17.173	1:54.056
4	10:50:11.449	1:54.276
5	10:52:05.834	1:54.385
6	10:54:00.051	1:54.217
7	10:55:54.573	1:54.522
8	10:57:49.152	1:54.579
9	10:59:43.107	1:53.955
10	11:01:37.339	1:54.232





SSP300+R3+PROMO 3+MOTO 5

CARRERA 2 (RACE 2) Parrilla de Salida

5	3 MUYOR IZAN 1:51.820	123 COLL NEYZAN 1:52.792	11 TOTU HUGO DANIEL 1:59.840
4	20 COULOM LOUIS 1:50.886	53 CUBELES VICTOR 1:50.947	10 SANCHEZ FREAN IKER 1:51.424
3	25 SUN SHENGBO 1:48.290	26 CALVET GEBOLLA CHRISTIAN 1:48.918	73 VAZQUEZ MAGAZ YERAY 1:49.379
2	57 NAVARRETE VICO RAUL 1:45.666	35 GINES CORPA ALEIX 1:46.523	7 SIMO ALCOBA GUERAU 1:47.215
1	34 GARCIA PADILLA ERIK 1:45.326	96 BELTRAN GARCIA ALBERTO 1:45.388	23 MONTERO FUENTE RUBEN 1:45.596

POLE POSITION



Salida : 21/07 - 10:45 10 Total = 37.430 km

COPA DE ESPAÑA VELOCIDAD 18/07/2024





SSP300+R3+PROMO 3+MOTO 5

CARRERA 1 (RACE 1) Resultados

Documento 4

Sujeto a escrutinio & investigaciones deportivas

Pos.	Nº	Piloto	Total	Dif.	Interv.	M. Vuelta	Km/h	Clase	Tiempo
Copa Yamaha R3 bLU c									
1	96	BELTRAN GARCIA ALBERTO	10			1:45.672	127.52	Copa Yamaha R3 bLU c	17:45.398
2	23	MONTERO FUENTE RUBEN	10	0.126	0.126	1:45.876	127.27	Copa Yamaha R3 bLU c	17:45.524
3	57	NAVARRETE VICO RAUL	10	13.838	13.712	1:46.099	127.00	Copa Yamaha R3 bLU c	17:59.236
4	35	GINES CORPA ALEIX	10	20.068	6.230	1:47.044	125.88	Copa Yamaha R3 bLU c	18:05.466
5	10	SANCHEZ FREAN IKER	10	1:11.702	51.634	1:52.564	119.71	Copa Yamaha R3 bLU c	18:57.100
Moto 5									
1	25	SUN SHENGBO	10			1:49.228	123.36	Moto 5	18:24.943
2	53	CUBELES VICTOR	10	17.186	17.186	1:51.112	121.27	Moto 5	18:42.129
3	123	COLL NEYZAN	10	35.152	17.966	1:53.087	119.15	Moto 5	19:00.095
4	3	MUYOR IZAN	10	35.260	0.108	1:52.669	119.60	Moto 5	19:00.203
No Clasificados									
	11	TOTU HUGO DANIEL		DNS				Moto 5	
Promo 3									
1	20	COULOM LOUIS	10			1:50.417	122.04	Promo 3	18:41.096
SSP300									
1	34	GARCIA PADILLA ERIK	10			1:45.946	127.19	SSP300	17:45.039
2	7	SIMO ALCOBA GUERAU	10	24.054	24.054	1:47.771	125.03	SSP300	18:09.093
3	73	VAZQUEZ MAGAZ YERAY	10	38.728	14.674	1:48.680	123.99	SSP300	18:23.767
4	26	CALVET CEBOLLA CHRISTIAN	10	39.102	0.374	1:48.553	124.13	SSP300	18:24.141

Lider : N°96 BELTRAN GARCIA ALBERTO (1-1) / N°34 GARCIA PADILLA ERIK (2-5) / N°96 BELTRAN GARCIA ALBERTO (6-6) / N°34 GARCIA PADILLA ERIK (7-7) / N°96 BELTRAN GARCIA ALBERTO (8-9) / N°34 GARCIA PADILLA ERIK (10-10)

Tiempo Inicio : 20/07 - 16:45:11

M. Vuelta : N°96 BELTRAN GARCIA ALBERTO 1:45.672 127.52 Km/h

Meteo : Soleado Aire : 38°C Pista : Seco

Evento Grabado : N°34 GARCIA PADILLA ERIK 1:45.326 127.93 Km/h

COPA DE ESPAÑA VELOCIDAD 18/07/2024

Página 1 / 1

Apex Timing GoRacing





SSP300+R3+PROMO 3+MOTO 5

CARRERA 1 (RACE 1) Vuelta a vuelta

Valor informativo. No Oficial

	1	2	3	4	5	6	7	8	9	10	11	12	13	14	15
Vuelta 1	96	34	23	57	35	7	25	26	53	73	20	3	10	123	
Vuelta 2	34	96	23	57	35	7	25	26	73	20	53	3	10	123	
Vuelta 3	34	96	23	57	35	7	73	26	25	20	53	3	10	123	
Vuelta 4	34	23	96	57	35	7	26	25	73	20	53	3	10	123	
Vuelta 5	34	96	23	57	35	7	26	73	25	20	53	3	10	123	
Vuelta 6	96	34	23	57	35	7	26	73	25	20	53	10	123	3	
Vuelta 7	34	96	23	57	35	7	73	25	26	20	53	10	123	3	
Vuelta 8	96	34	23	57	35	7	73	26	25	20	53	10	123	3	
Vuelta 9	96	34	23	57	35	7	73	26	25	20	53	10	123	3	
Vuelta 10	34	96	23	57	35	7	73	26	25	20	53	10	123	3	





SSP300+R3+PROMO 3+MOTO 5

CARRERA 1 (RACE 1)

Análisis

Valor informativo. No Oficial

Vueltas	Formato Dia	Tiempo por vuelta	Vueltas	Formato Dia	Tiempo por vuelta	Vueltas	Formato Dia	Tiempo por vuelta
N°3 MUYOR IZAN			4	16:52:15.816	1:45.904	8	16:59:36.263	1:48.985
1	16:47:05.581	1:57.293	5	16:54:02.496	1:46.680	9	17:01:24.566	1:48.303
2	16:48:58.250	1:52.669	6	16:55:48.953	1:46.457	10	17:03:13.754	1:49.188
3	16:50:51.882	1:53.632	7	16:57:35.069	1:46.116	N°53 CUBELES VICTOR		
4	16:52:45.603	1:53.721	8	16:59:21.407	1:46.338	1	16:47:03.857	1:55.569
5	16:54:40.109	1:54.506	9	17:01:07.283	1:45.876	2	16:48:55.266	1:51.409
6	16:56:33.969	1:53.860	10	17:02:53.812	1:46.529	3	16:50:46.501	1:51.235
7	16:58:27.504	1:53.535	N°25 SUN SHENGBO			4	16:52:37.613	1:51.112
8	17:00:20.772	1:53.268	1	16:47:02.765	1:54.477	5	16:54:29.678	1:52.065
9	17:02:14.453	1:53.681	2	16:48:53.779	1:51.014	6	16:56:22.181	1:52.503
10	17:04:08.491	1:54.038	3	16:50:45.747	1:51.968	7	16:58:14.262	1:52.081
N°7 SIMO ALCOBA GUERAU			4	16:52:35.748	1:50.001	8	17:00:06.146	1:51.884
1	16:47:00.262	1:51.974	5	16:54:25.855	1:50.107	9	17:01:57.934	1:51.788
2	16:48:48.578	1:48.316	6	16:56:15.877	1:50.022	10	17:03:50.417	1:52.483
3	16:50:38.667	1:50.089	7	16:58:05.105	1:49.228	N°57 NAVARRETE VICO RAUL		
4	16:52:27.170	1:48.503	8	16:59:54.654	1:49.549	1	16:46:58.468	1:50.180
5	16:54:15.518	1:48.348	9	17:01:43.968	1:49.314	2	16:48:44.567	1:46.099
6	16:56:04.363	1:48.845	10	17:03:33.231	1:49.263	3	16:50:31.019	1:46.452
7	16:57:52.781	1:48.418	N°26 CALVET CEBOLLA CHRISTIAN			4	16:52:18.189	1:47.170
8	16:59:40.552	1:47.771	1	16:47:03.331	1:55.043	5	16:54:06.266	1:48.077
9	17:01:28.813	1:48.261	2	16:48:54.010	1:50.679	6	16:55:53.626	1:47.360
10	17:03:17.381	1:48.568	3	16:50:45.290	1:51.280	7	16:57:40.678	1:47.052
N°10 SANCHEZ FREAN IKER			4	16:52:34.869	1:49.579	8	16:59:28.745	1:48.067
1	16:47:06.101	1:57.813	5	16:54:24.831	1:49.962	9	17:01:18.122	1:49.377
2	16:48:59.710	1:53.609	6	16:56:15.170	1:50.339	10	17:03:07.524	1:49.402
3	16:50:52.643	1:52.933	7	16:58:05.297	1:50.127	N°73 VAZQUEZ MAGAZ YERAY		
4	16:52:46.498	1:53.855	8	16:59:53.850	1:48.553	1	16:47:03.983	1:55.695
5	16:54:40.276	1:53.778	9	17:01:42.713	1:48.863	2	16:48:54.335	1:50.352
6	16:56:33.211	1:52.935	10	17:03:32.429	1:49.716	3	16:50:45.057	1:50.722
7	16:58:26.455	1:53.244	N°34 GARCIA PADILLA ERIK			4	16:52:35.752	1:50.695
8	17:00:19.634	1:53.179	1	16:46:57.524	1:49.236	5	16:54:25.159	1:49.407
9	17:02:12.824	1:53.190	2	16:48:43.554	1:46.030	6	16:56:15.292	1:50.133
10	17:04:05.388	1:52.564	3	16:50:29.508	1:45.954	7	16:58:04.521	1:49.229
N°20 COULOM LOUIS			4	16:52:15.573	1:46.065	8	16:59:53.201	1:48.680
1	16:47:04.629	1:56.341	5	16:54:02.020	1:46.447	9	17:01:42.463	1:49.262
2	16:48:55.067	1:50.438	6	16:55:48.485	1:46.465	10	17:03:32.055	1:49.592
3	16:50:46.381	1:51.314	7	16:57:34.634	1:46.149	N°96 BELTRAN GARCIA ALBERTO		
4	16:52:36.798	1:50.417	8	16:59:20.580	1:45.946	1	16:46:57.360	1:49.072
5	16:54:28.470	1:51.672	9	17:01:07.004	1:46.424	2	16:48:43.718	1:46.358
6	16:56:21.163	1:52.693	10	17:02:53.327	1:46.323	3	16:50:29.766	1:46.048
7	16:58:13.766	1:52.603	N°35 GINES CORPA ALEIX			4	16:52:15.997	1:46.231
8	17:00:05.731	1:51.965	1	16:46:59.806	1:51.518	5	16:54:02.195	1:46.198
9	17:01:57.317	1:51.586	2	16:48:46.850	1:47.044	6	16:55:48.408	1:46.213
10	17:03:49.384	1:52.067	3	16:50:34.654	1:47.804	7	16:57:34.895	1:46.487
N°23 MONTERO FUENTE RUBEN			4	16:52:22.515	1:47.861	8	16:59:20.567	1:45.672
1	16:46:57.721	1:49.433	5	16:54:10.285	1:47.770	9	17:01:06.939	1:46.372
2	16:48:43.865	1:46.144	6	16:55:58.703	1:48.418	10	17:02:53.686	1:46.747
3	16:50:29.912	1:46.047	7	16:57:47.278	1:48.575			





SSP300+R3+PROMO 3+MOTO 5

CARRERA 1 (RACE 1) Análisis

Valor informativo. No Oficial

Vueltas Formato Día Tiempo por vuelta

Nº123 COLL NEYZAN

1	16:47:06.305	1:58.017
2	16:49:00.036	1:53.731
3	16:50:53.565	1:53.529
4	16:52:47.114	1:53.549
5	16:54:40.799	1:53.685
6	16:56:33.886	1:53.087
7	16:58:27.231	1:53.345
8	17:00:20.674	1:53.443
9	17:02:14.356	1:53.682
10	17:04:08.383	1:54.027






SSP300+R3+PROMO 3+MOTO 5

CARRERA 1 (RACE 1) Parrilla de Salida

5	3 MUYOR IZAN 1:51.820	123 COLL NEYZAN 1:52.792	11 TOTU HUGO DANIEL 1:59.840
4	20 COULOM LOUIS 1:50.886	53 CUBELES VICTOR 1:50.947	10 SANCHEZ FREAN IKER 1:51.424
3	25 SUN SHENGBO 1:48.290	26 CALVET GEBOLLA CHRISTIAN 1:48.918	73 VAZQUEZ MAGAZ YERAY 1:49.379
2	57 NAVARRETE VICO RAUL 1:45.666	35 GINES CORPA ALEIX 1:46.523	7 SIMO ALCOBA GUERAU 1:47.215
1	34 GARCIA PADILLA ERIK 1:45.326	96 BELTRAN GARCIA ALBERTO 1:45.388	23 MONTERO FUENTE RUBEN 1:45.596

POLE POSITION



Salida : 20/07 - 16:45 10 Total = 37.430 km

COPA DE ESPAÑA VELOCIDAD 18/07/2024





SSP300+R3+PROMO 3+MOTO 5

FUSION Q1+Q2 Resultados

Documento 3

Sujeto a escrutinio & investigaciones deportivas

Pos.	Nº	Piloto	Q1	Q2	Tiempo	Dif.	Total
1	34	GARCIA PADILLA ERIK	1:45.326	1:45.878	1:45.326		15
2	96	BELTRAN GARCIA ALBERTO	1:45.388	1:45.887	1:45.388	0.062	16
3	23	MONTERO FUENTE RUBEN	1:45.596	1:46.398	1:45.596	0.270	16
4	57	NAVARRETE VICO RAUL	1:45.666	1:45.820	1:45.666	0.340	18
5	35	GINES CORPA ALEIX	1:46.523	1:47.346	1:46.523	1.197	17
6	7	SIMO ALCOBA GUERAU	1:47.215	1:47.283	1:47.215	1.889	20
7	25	SUN SHENGBO	1:48.290	1:48.806	1:48.290	2.964	18
8	26	CALVET CEBOLLA CHRISTIAN	1:49.801	1:48.918	1:48.918	3.592	18
9	73	VAZQUEZ MAGAZ YERAY	1:50.015	1:49.379	1:49.379	4.053	17
10	20	COULOM LOUIS	1:50.944	1:50.886	1:50.886	5.560	20
11	53	CUBELES VICTOR	1:51.837	1:50.947	1:50.947	5.621	19
12	10	SANCHEZ FREAN IKER	1:52.737	1:51.424	1:51.424	6.098	18
13	3	MUYOR IZAN	1:51.820	1:52.375	1:51.820	6.494	16
14	123	COLL NEYZAN	1:54.216	1:52.792	1:52.792	7.466	20
15	11	TOTU HUGO DANIEL	2:03.547	1:59.840	1:59.840	14.514	14





SSP300+R3+PROMO 3+MOTO 5

CRONOMETRADOS 2 (Q2)

Documento 2

Resultados

Sujeto a escrutinio & investigaciones deportivas

Pos.	Nº	Piloto	M. Vuelta	Dif.	Interv.	Km/h	Total	Clase	Tiempo
1	57	NAVARRETE VICO RAUL	1:45.820			127.34	9	opa Yamaha R3 bLU	21:28.667
2	34	GARCIA PADILLA ERIK	1:45.878	0.058	0.058	127.27	8	SSP300	20:57.130
3	96	BELTRAN GARCIA ALBERTO	1:45.887	0.067	0.009	127.26	7	opa Yamaha R3 bLU	16:44.640
4	23	MONTERO FUENTE RUBEN	1:46.398	0.578	0.511	126.65	10	opa Yamaha R3 bLU	21:27.884
5	7	SIMO ALCOBA GUERAU	1:47.283	1.463	0.885	125.60	10	SSP300	21:27.947
6	35	GINES CORPA ALEIX	1:47.346	1.526	0.063	125.53	10	opa Yamaha R3 bLU	20:57.545
7	25	SUN SHENGBO	1:48.806	2.986	1.460	123.84	8	Moto 5	20:45.011
8	26	CALVET CEBOLLA CHRISTIAN	1:48.918	3.098	0.112	123.72	10	SSP300	21:10.314
9	73	VAZQUEZ MAGAZ YERAY	1:49.379	3.559	0.461	123.19	10	SSP300	21:22.722
10	20	COULOM LOUIS	1:50.886	5.066	1.507	121.52	10	Promo 3	21:40.883
11	53	CUBELES VICTOR	1:50.947	5.127	0.061	121.45	10	Moto 5	21:41.024
12	10	SANCHEZ FREAN IKER	1:51.424	5.604	0.477	120.93	10	opa Yamaha R3 bLU	21:49.405
13	3	MUYOR IZAN	1:52.375	6.555	0.951	119.91	7	Moto 5	16:00.507
14	123	COLL NEYZAN	1:52.792	6.972	0.417	119.47	10	Moto 5	21:44.691
15	11	TOTU HUGO DANIEL	1:59.840	14.020	7.048	112.44	9	Moto 5	20:49.707

Meteo : Soleado Aire : 36°C Pista : Seco

M. Vuelta : Nº57 NAVARRETE VICO RAUL 1:45.820 127.34 Km/h
 Evento Grabado : Nº34 GARCIA PADILLA ERIK 1:45.326 127.93 Km/h

COPA DE ESPAÑA VELOCIDAD 18/07/2024

Página 1 / 1

Apex Timing GoRacing





SSP300+R3+PROMO 3+MOTO 5

CRONOMETRADOS 2 (Q2) Análisis

Valor informativo. No Oficial

Vueltas	Formato	Día	Tiempo por vuelta	Vueltas	Formato	Día	Tiempo por vuelta	Vueltas	Formato	Día	Tiempo por vuelta
N°3 MUYOR IZAN				N°23 MONTERO FUENTE RUBEN				N°53 CUBELES VICTOR			
1		14:14:28.745	1:53.626	8		14:27:55.304	1:51.353	5		14:21:43.070	1:48.330
2		14:16:21.683	1:52.938	9		14:29:47.543	1:52.239	6		14:23:31.861	1:48.791
3		14:18:14.652	1:52.969	10		14:31:39.978	1:52.435	7		14:25:33.066	2:01.205
4		14:20:08.290	1:53.638	N°25 SUN SHENGBO				8		14:27:21.276	1:48.210
5		14:22:01.509	1:53.219	1		14:14:44.833	1:53.843	9		14:29:08.622	1:47.346
6		14:23:53.884	1:52.375	2	IN	14:16:38.096	1:53.263	10		14:30:56.640	1:48.018
7	IN	14:25:59.602	2:05.718	3		14:18:56.424	2:18.328	N°57 NAVARRETE VICO RAUL			
N°7 SIMO ALCOBA GUERAU				4		14:20:43.126	1:46.702	1		14:14:48.528	1:51.917
1		14:14:43.589	1:53.393	5		14:22:29.964	1:46.838	2		14:16:41.213	1:52.685
2		14:16:33.286	1:49.697	6		14:24:16.362	1:46.398	3		14:18:32.266	1:51.053
3		14:18:21.329	1:48.043	7		14:26:02.995	1:46.633	4		14:20:23.388	1:51.122
4		14:20:09.929	1:48.600	8		14:27:49.624	1:46.629	5		14:22:14.335	1:50.947
5		14:21:58.555	1:48.626	9		14:29:40.250	1:50.626	6		14:24:05.481	1:51.146
6		14:23:46.722	1:48.167	10		14:31:26.979	1:46.729	7		14:26:00.711	1:55.230
7		14:25:41.672	1:54.950	N°26 CALVET CEBOLLA CHRISTIAN				8		14:27:52.375	1:51.664
8		14:27:49.680	2:08.008	1		14:14:24.722	1:49.221	9		14:29:47.571	1:55.196
9		14:29:39.759	1:50.079	2		14:16:14.586	1:49.864	10		14:31:40.119	1:52.548
10		14:31:27.042	1:47.283	3		14:18:06.165	1:51.579	N°73 VAZQUEZ MAGAZ YERAY			
N°10 SANCHEZ FREAN IKER				4		14:19:55.140	1:48.975	1		14:14:41.971	1:46.911
1		14:14:31.004	1:52.228	5		14:21:43.946	1:48.806	2		14:16:49.544	2:07.573
2		14:16:29.235	1:58.231	6	IN	14:23:41.230	1:57.284	3		14:18:36.720	1:47.176
3		14:18:20.659	1:51.424	7		14:28:54.845	5:13.615	4		14:20:23.240	1:46.520
4		14:20:16.316	1:55.657	8		14:30:44.106	1:49.261	5		14:22:09.720	1:46.480
5		14:22:08.359	1:52.043	N°34 GARCIA PADILLA ERIK				6	IN	14:24:04.442	1:54.722
6		14:24:05.350	1:56.991	1		14:15:35.482	1:47.766	7		14:27:55.215	3:50.773
7		14:25:57.299	1:51.949	2		14:16:26.092	1:50.796	8		14:29:41.942	1:46.727
8		14:27:58.025	2:00.726	3		14:18:16.148	1:50.056	9		14:31:27.762	1:45.820
9		14:29:49.594	1:51.569	4		14:20:11.354	1:55.206	N°96 BELTRAN GARCIA ALBERTO			
10		14:31:48.500	1:58.906	5		14:22:01.387	1:50.033	1		14:14:42.920	1:51.236
N°11 TOTU HUGO DANIEL				6		14:23:51.183	1:49.796	2		14:16:36.122	1:53.202
1		14:14:41.787	2:01.431	7		14:25:41.288	1:50.105	3		14:18:26.798	1:50.676
2		14:16:43.519	2:01.732	8		14:27:30.997	1:49.709	4		14:20:17.277	1:50.479
3		14:18:44.317	2:00.798	9		14:29:20.491	1:49.494	5		14:22:08.240	1:50.963
4		14:20:45.408	2:01.091	10		14:31:09.409	1:48.918	6		14:23:58.422	1:50.182
5		14:22:45.845	2:00.437	N°35 GINES CORPA ALEIX				7		14:25:51.542	1:53.120
6		14:24:47.348	2:01.503	1		14:15:35.482	1:47.766	8		14:27:42.223	1:50.681
7		14:26:48.148	2:00.800	2		14:17:21.696	1:46.214	9		14:29:32.438	1:50.215
8		14:28:47.988	1:59.840	3		14:19:07.574	1:45.878	10		14:31:21.817	1:49.379
9		14:30:48.802	2:00.814	4		14:20:54.493	1:46.919	N°123 COLL NEYZAN			
N°20 COULOM LOUIS				5		14:22:43.839	1:49.346	1		14:14:32.313	1:46.776
1		14:14:31.021	1:52.023	6	IN	14:24:38.753	1:54.914	2		14:16:20.503	1:48.190
2		14:16:28.075	1:57.054	7		14:29:08.519	4:29.766	3		14:18:06.390	1:45.887
3		14:18:18.961	1:50.886	8		14:30:56.225	1:47.706	4		14:19:54.135	1:47.745
4		14:20:10.397	1:51.436	N°35 GINES CORPA ALEIX				5	IN	14:21:54.645	2:00.510
5		14:22:09.587	1:59.190	1		14:14:27.935	1:49.078	6		14:24:56.762	3:02.117
6		14:24:12.614	2:03.027	2		14:16:17.019	1:49.084	7		14:26:43.735	1:46.973
7		14:26:03.951	1:51.337	3		14:18:05.602	1:48.583	N°96 BELTRAN GARCIA ALBERTO			
				4		14:19:54.740	1:49.138	1		14:14:41.908	1:53.659





SSP300+R3+PROMO 3+MOTO 5

CRONOMETRADOS 2 (Q2) Análisis

Valor informativo. No Oficial

Vueltas	Formato Día	Tiempo por vuelta
2	14:16:35.677	1:53.769
3	14:18:28.890	1:53.213
4	14:20:22.958	1:54.068
5	14:22:15.845	1:52.887
6	14:24:09.739	1:53.894
7	14:26:03.840	1:54.101
8	14:27:57.339	1:53.499
9	14:29:50.131	1:52.792
10	14:31:43.786	1:53.655





SSP300+R3+PROMO 3+MOTO 5

CRONOMETRADOS 1 (Q1)

Documento 1

Resultados

Sujeto a escrutinio & investigaciones deportivas

Pos.	Nº	Piloto	M. Vuelta	Dif.	Interv.	Km/h	Total	Clase	Tiempo
1	34	GARCIA PADILLA ERIK	1:45.326			127.93	7	SSP300	17:06.874
2	96	BELTRAN GARCIA ALBERTO	1:45.388	0.062	0.062	127.86	9	opa Yamaha R3 bLU	20:22.524
3	23	MONTERO FUENTE RUBEN	1:45.596	0.270	0.208	127.61	6	opa Yamaha R3 bLU	20:20.294
4	57	NAVARRETE VICO RAUL	1:45.666	0.340	0.070	127.52	9	opa Yamaha R3 bLU	20:23.034
5	35	GINES CORPA ALEIX	1:46.523	1.197	0.857	126.50	7	opa Yamaha R3 bLU	20:19.174
6	7	SIMO ALCOBA GUERAU	1:47.215	1.889	0.692	125.68	10	SSP300	20:55.292
7	25	SUN SHENGBO	1:48.290	2.964	1.075	124.43	10	Moto 5	21:11.782
8	26	CALVET CEBOLLA CHRISTIAN	1:49.801	4.475	1.511	122.72	8	SSP300	20:20.294
9	73	VAZQUEZ MAGAZ YERAY	1:50.015	4.689	0.214	122.48	7	SSP300	20:52.591
10	20	COULOM LOUIS	1:50.944	5.618	0.929	121.46	10	Promo 3	21:32.372
11	3	MUYOR IZAN	1:51.820	6.494	0.876	120.50	9	Moto 5	20:32.057
12	53	CUBELES VICTOR	1:51.837	6.511	0.017	120.49	9	Moto 5	20:31.365
13	10	SANCHEZ FREAN IKER	1:52.737	7.411	0.900	119.52	8	opa Yamaha R3 bLU	18:39.896
14	123	COLL NEYZAN	1:54.216	8.890	1.479	117.98	10	Moto 5	21:45.594
15	11	TOTU HUGO DANIEL	2:03.547	18.221	9.331	109.07	5	Moto 5	14:27.532

Tiempo Inicio : 20/07 - 10:00:01

M. Vuelta : N°34 GARCIA PADILLA ERIK 1:45.326 127.93 Km/h

Meteo : Soleado Aire : 28°C Pista : Seco

COPA DE ESPAÑA VELOCIDAD 18/07/2024

Página 1 / 1

Apex Timing GoRacing





SSP300+R3+PROMO 3+MOTO 5

CRONOMETRADOS 1 (Q1) Análisis

Valor informativo. No Oficial

Vueltas	Formato	Día	Tiempo por vuelta	Vueltas	Formato	Día	Tiempo por vuelta	Vueltas	Formato	Día	Tiempo por vuelta
N°3 MUYOR IZAN				N°23 MONTERO FUENTE RUBEN				N°57 NAVARRETE VICO RAUL			
1		10:05:23.427	1:57.888	1		10:09:08.469	1:47.160	5		10:13:00.193	1:53.172
2		10:07:19.484	1:56.057	2		10:10:54.065	1:45.596	6		10:14:52.330	1:52.137
3		10:09:13.823	1:54.339	3	IN	10:12:47.632	1:53.567	7		10:16:44.167	1:51.837
4		10:11:07.212	1:53.389	4		10:16:43.694	3:56.062	8		10:18:40.384	1:56.217
5		10:13:00.320	1:53.108	5		10:18:32.706	1:49.012	9		10:20:32.455	1:52.071
6		10:14:52.744	1:52.424	6		10:20:21.384	1:48.678	N°57 NAVARRETE VICO RAUL			
7		10:16:44.564	1:51.820	N°25 SUN SHENGBO				1		10:04:22.624	1:47.226
8		10:18:39.305	1:54.741	1		10:04:41.024	1:50.607	2		10:06:09.302	1:46.678
9		10:20:33.147	1:53.842	2		10:06:31.189	1:50.165	3		10:07:55.615	1:46.313
N°7 SIMO ALCOBA GUERAU				3		10:08:20.573	1:49.384	4		10:09:41.556	1:45.941
1		10:04:43.704	1:50.965	4		10:10:10.395	1:49.822	5		10:11:27.222	1:45.666
2		10:06:32.010	1:48.306	5		10:11:58.838	1:48.443	6		10:13:31.856	2:04.634
3		10:08:20.873	1:48.863	6		10:13:47.452	1:48.614	7		10:15:19.021	1:47.165
4		10:10:10.089	1:49.216	7		10:15:35.742	1:48.290	8	IN	10:17:10.782	1:51.761
5		10:11:58.476	1:48.387	8		10:17:30.288	1:54.546	9		10:20:24.124	3:13.342
6		10:13:46.383	1:47.907	9		10:19:23.548	1:53.260	N°73 VAZQUEZ MAGAZ YERAY			
7		10:15:33.914	1:47.531	10		10:21:12.872	1:49.324	1		10:09:48.405	1:52.201
8		10:17:21.607	1:47.693	N°26 CALVET CEBOLLA CHRISTIAN				2		10:11:39.663	1:51.258
9		10:19:09.167	1:47.560	1		10:07:27.169	2:04.479	3		10:13:30.660	1:50.997
10		10:20:56.382	1:47.215	2		10:09:19.768	1:52.599	4		10:15:20.675	1:50.015
N°10 SANCHEZ FREAN IKER				3		10:11:11.005	1:51.237	5		10:17:12.180	1:51.505
1		10:04:50.027	1:55.384	4		10:13:01.044	1:50.039	6		10:19:03.040	1:50.860
2		10:06:43.870	1:53.843	5		10:14:51.071	1:50.027	7		10:20:53.681	1:50.641
3		10:08:45.022	2:01.152	6		10:16:40.872	1:49.801	N°96 BELTRAN GARCIA ALBERTO			
4		10:10:37.759	1:52.737	7		10:18:30.818	1:49.946	1		10:04:49.720	1:46.474
5		10:12:45.040	2:07.281	8		10:20:21.384	1:50.566	2		10:06:35.407	1:45.687
6		10:14:45.257	2:00.217	N°34 GARCIA PADILLA ERIK				3		10:08:20.795	1:45.388
7		10:16:38.251	1:52.994	1		10:06:26.145	1:46.941	4		10:10:14.401	1:53.606
8	IN	10:18:40.986	2:02.735	2		10:08:12.376	1:46.231	5		10:12:00.047	1:45.646
N°11 TOTU HUGO DANIEL				3		10:09:58.253	1:45.877	6		10:13:45.787	1:45.740
1		10:06:09.572	2:10.356	4		10:11:43.579	1:45.326	7	IN	10:15:52.858	2:07.071
2		10:08:15.719	2:06.147	5		10:13:30.267	1:46.688	8		10:18:38.041	2:45.183
3		10:10:21.473	2:05.754	6		10:15:16.984	1:46.717	9		10:20:23.614	1:45.573
4		10:12:25.020	2:03.547	7	IN	10:17:07.964	1:50.980	N°123 COLL NEYZAN			
5		10:14:28.622	2:03.602	N°35 GINES CORPA ALEIX				1		10:04:32.978	1:55.650
N°20 COULOM LOUIS				1		10:04:39.702	1:47.807	2		10:06:27.960	1:54.982
1		10:04:47.608	1:53.520	2		10:06:26.573	1:46.871	3		10:08:22.780	1:54.820
2		10:06:39.102	1:51.494	3		10:08:13.173	1:46.600	4		10:10:17.812	1:55.032
3		10:08:30.646	1:51.544	4		10:09:59.729	1:46.556	5		10:12:12.587	1:54.775
4		10:10:21.624	1:50.978	5		10:11:46.252	1:46.523	6		10:14:06.803	1:54.216
5		10:12:12.762	1:51.138	6	IN	10:16:06.634	4:20.382	7		10:16:01.937	1:55.134
6		10:14:04.083	1:51.321	7		10:20:20.264	4:13.630	8		10:17:56.691	1:54.754
7		10:15:56.382	1:52.299	N°53 CUBELES VICTOR				9		10:19:51.742	1:55.051
8		10:17:49.661	1:53.279	1		10:05:23.063	2:00.412	10		10:21:46.684	1:54.942
9		10:19:40.605	1:50.944	2		10:07:19.313	1:56.250				
10		10:21:33.462	1:52.857	3		10:09:13.408	1:54.095				
				4		10:11:07.021	1:53.613				





SSP300+R3+PROMO 3+MOTO 5

Lista de Inscritos (15 Pilotos)

Nº	Piloto	Equipo	Moto	Clase
3	MUYOR IZAN	COPA DE ESPAÑA DE MI	MIR RACING	Moto 5
7	SIMO ALCOBA GUERAU	I+DENT RACING TEAM	YAMAHA	SSP300
10	SANCHEZ FREAN IKER	Yamaha ETG	YAMAHA	Copa Yamaha R3 bLU c
11	TOTU HUGO DANIEL	COPA DE ESPAÑA DE MI	MIR RACING	Moto 5
20	COULOM LOUIS	ETG RACING	BEON	Promo 3
23	MONTERO FUENTE RUBEN		YAMAHA	Copa Yamaha R3 bLU c
25	SUN SHENGBO	COPA DE ESPAÑA DE MI	MIR RACING	Moto 5
26	CALVET CEBOLLA CHRISTIAN	Motos Salvadó	YAMAHA	SSP300
34	GARCIA PADILLA ERIK	Tar racing team	KAWASAKI	SSP300
35	GINES CORPA ALEIX	Pilots school	YAMAHA	Copa Yamaha R3 bLU c
53	CUBELES VICTOR	COPA DE ESPAÑA DE MI	MIR RACING	Moto 5
57	NAVARRETE VICO RAUL	LOS MAÑICOS RACING	SIN MARCA	Copa Yamaha R3 bLU c
73	VAZQUEZ MAGAZ YERAY	PM MOTORSPORT	KAWASAKI	SSP300
96	BELTRAN GARCIA ALBERTO	Team racing ABG	YAMAHA	Copa Yamaha R3 bLU c
123	COLL NEYZAN		MIR RACING	Moto 5





YAMAHA R7

CARRERA 2 (RACE 2) Resultados

Documento 5

Sujeto a escrutinio & investigaciones deportivas

Pos.	Nº	Piloto	Total	Dif.	Interv.	M. Vuelta	Km/h	Neumáticos	Tiempo
1	43	MOLINA ERIC	12			1:41.588	132.64	Pirelli	20:27.830
2	36	NEILA BEATRIZ	12	2.485	2.485	1:42.060	132.03	Pirelli	20:30.315
3	26	RODRIGUEZ ORIOL	12	9.612	7.127	1:41.241	133.10	Pirelli	20:37.442
4	64	MARCO NABIL	12	21.197	11.585	1:43.151	130.63	Pirelli	20:49.027
5	50	OLIVA CRISTIAN	12	21.661	0.464	1:43.380	130.34	Pirelli	20:49.491
6	28	ALVARO JACOB	12	23.593	1.932	1:43.387	130.33	Pirelli	20:51.423
7	96	FELIPE ENRIQUE	12	49.515	25.922	1:45.108	128.20	Pirelli	21:17.345
8	11	LOSCOS RAUL	12	53.614	4.099	1:45.754	127.42	Pirelli	21:21.444
9	91	QUINTERO JESUS	12	53.661	0.047	1:45.956	127.17	Pirelli	21:21.491
10	19	CHELET JESUS	12	53.994	0.333	1:45.826	127.33	Pirelli	21:21.824
11	87	MIRALLES ALEJANDRO	12	1:15.855	21.861	1:47.028	125.90	Pirelli	21:43.685
No Clasificados									
	51	LOPEZ JOSEP MARIA	8	Retirado		1:46.352	126.70	Pirelli	14:20.434

Lider : Nº43 MOLINA ERIC (1-12)

Tiempo Inicio : 21/07 - 13:11:07

M. Vuelta : Nº26 RODRIGUEZ ORIOL

1:41.241 133.10 Km/h

Meteo : Soleado Aire : 28°C Pista : Seco

Evento Grabado : Nº43 MOLINA ERIC

1:41.100 133.28 Km/h

COPA DE ESPAÑA VELOCIDAD 18/07/2024

Página 1 / 1

Apex Timing GoRacing





YAMAHA R7

CARRERA 2 (RACE 2) Vuelta a vuelta

Valor informativo. No Oficial

	1	2	3	4	5	6	7	8	9	10	11	12
Vuelta 1	43	26	36	64	50	28	11	91	96	19	51	87
Vuelta 2	43	26	36	64	50	28	11	91	96	19	51	87
Vuelta 3	43	26	36	64	50	28	11	19	91	96	51	87
Vuelta 4	43	26	36	50	28	64	11	91	96	19	51	87
Vuelta 5	43	26	36	50	28	64	91	19	11	96	51	87
Vuelta 6	43	36	26	50	28	64	91	11	96	19	51	87
Vuelta 7	43	36	26	50	64	28	96	11	91	19	51	87
Vuelta 8	43	36	26	50	64	28	96	91	11	19	51	87
Vuelta 9	43	36	26	50	64	28	96	91	11	19	87	
Vuelta 10	43	36	26	50	64	28	96	91	11	19	87	
Vuelta 11	43	36	26	50	64	28	96	91	11	19	87	
Vuelta 12	43	36	26	64	50	28	96	11	91	19	87	





YAMAHA R7

CARRERA 2 (RACE 2)

Análisis

Valor informativo. No Oficial

Vueltas	Formato Dia	Tiempo por vuelta	Vueltas	Formato Dia	Tiempo por vuelta	Vueltas	Formato Dia	Tiempo por vuelta
N°11 LOSCOS RAUL			9	13:26:43.963	1:44.009	5	13:20:05.730	1:47.208
1	13:12:55.037	1:50.037	10	13:28:28.372	1:44.409	6	13:21:52.677	1:46.947
2	13:14:41.903	1:46.866	11	13:30:12.357	1:43.985	7	13:23:39.082	1:46.405
3	13:16:28.699	1:46.796	12	13:31:56.423	1:44.066	8	13:25:25.434	1:46.352
4	13:18:15.442	1:46.743	N°36 NEILA BEATRIZ			N°64 MARCO NABIL		
5	13:20:03.172	1:47.730	1	13:12:50.193	1:45.193	1	13:12:51.112	1:46.112
6	13:21:49.674	1:46.502	2	13:14:32.412	1:42.219	2	13:14:34.467	1:43.355
7	13:23:36.182	1:46.508	3	13:16:14.702	1:42.290	3	13:16:18.709	1:44.242
8	13:25:22.413	1:46.231	4	13:17:56.831	1:42.129	4	13:18:04.871	1:46.162
9	13:27:08.758	1:46.345	5	13:19:38.974	1:42.143	5	13:19:48.894	1:44.023
10	13:28:54.641	1:45.883	6	13:21:21.481	1:42.507	6	13:21:32.046	1:43.152
11	13:30:40.690	1:46.049	7	13:23:03.943	1:42.462	7	13:23:15.683	1:43.637
12	13:32:26.444	1:45.754	8	13:24:46.406	1:42.463	8	13:24:58.834	1:43.151
N°19 CHELET JESUS			9	13:26:28.727	1:42.321	9	13:26:42.692	1:43.858
1	13:12:56.136	1:51.136	10	13:28:11.030	1:42.303	10	13:28:26.845	1:44.153
2	13:14:43.098	1:46.962	11	13:29:53.255	1:42.225	11	13:30:10.741	1:43.896
3	13:16:29.118	1:46.020	12	13:31:35.315	1:42.060	12	13:31:54.027	1:43.286
4	13:18:15.954	1:46.836	N°43 MOLINA ERIC			N°87 MIRALLES ALEJANDRO		
5	13:20:03.098	1:47.144	1	13:12:49.017	1:44.017	1	13:12:57.666	1:52.666
6	13:21:50.289	1:47.191	2	13:14:30.605	1:41.588	2	13:14:46.031	1:48.365
7	13:23:36.716	1:46.427	3	13:16:12.238	1:41.633	3	13:16:33.521	1:47.490
8	13:25:22.837	1:46.121	4	13:17:54.356	1:42.118	4	13:18:20.549	1:47.028
9	13:27:09.123	1:46.286	5	13:19:36.330	1:41.974	5	13:20:09.243	1:48.694
10	13:28:54.949	1:45.826	6	13:21:18.609	1:42.279	6	13:21:56.560	1:47.317
11	13:30:40.964	1:46.015	7	13:23:00.527	1:41.918	7	13:23:44.216	1:47.656
12	13:32:26.824	1:45.860	8	13:24:42.525	1:41.998	8	13:25:31.776	1:47.560
N°26 RODRIGUEZ ORIO			9	13:26:25.477	1:42.952	9	13:27:22.109	1:50.333
1	13:12:49.922	1:44.922	10	13:28:07.918	1:42.441	10	13:29:11.012	1:48.903
2	13:14:31.163	1:41.241	11	13:29:50.213	1:42.295	11	13:30:59.999	1:48.987
3	13:16:12.449	1:41.286	12	13:31:32.830	1:42.617	12	13:32:48.685	1:48.686
4	13:17:54.543	1:42.094	N°50 OLIVA CRISTIAN			N°91 QUINTERO JESUS		
5	13:19:36.428	1:41.885	1	13:12:51.767	1:46.767	1	13:12:55.535	1:50.535
6	13:21:29.727	1:53.299	2	13:14:35.147	1:43.380	2	13:14:42.493	1:46.958
7	13:23:11.625	1:41.898	3	13:16:18.975	1:43.828	3	13:16:29.161	1:46.668
8	13:24:52.969	1:41.344	4	13:18:03.141	1:44.166	4	13:18:15.529	1:46.368
9	13:26:35.882	1:42.913	5	13:19:46.926	1:43.785	5	13:20:02.474	1:46.945
10	13:28:18.093	1:42.211	6	13:21:30.825	1:43.899	6	13:21:49.442	1:46.968
11	13:30:00.453	1:42.360	7	13:23:14.337	1:43.512	7	13:23:36.263	1:46.821
12	13:31:42.442	1:41.989	8	13:24:58.253	1:43.916	8	13:25:22.219	1:45.956
N°28 ALVARO JACOB			9	13:26:42.444	1:44.191	9	13:27:08.217	1:45.998
1	13:12:52.316	1:47.316	10	13:28:26.768	1:44.324	10	13:28:54.199	1:45.982
2	13:14:35.893	1:43.577	11	13:30:10.527	1:43.759	11	13:30:40.366	1:46.167
3	13:16:19.280	1:43.387	12	13:31:54.491	1:43.964	12	13:32:26.491	1:46.125
4	13:18:03.707	1:44.427	N°51 LOPEZ JOSEP MARIA			N°96 FELIPE ENRIQUE		
5	13:19:47.560	1:43.853	1	13:12:56.607	1:51.607	1	13:12:55.798	1:50.798
6	13:21:31.901	1:44.341	2	13:14:43.777	1:47.170	2	13:14:42.781	1:46.983
7	13:23:16.437	1:44.536	3	13:16:31.825	1:48.048	3	13:16:29.404	1:46.623
8	13:24:59.954	1:43.517	4	13:18:18.522	1:46.697	4	13:18:15.946	1:46.542





YAMAHA R7

CARRERA 2 (RACE 2) Análisis

Valor informativo. No Oficial

Vueltas	Formato Día	Tiempo por vuelta
5	13:20:03.231	1:47.285
6	13:21:49.890	1:46.659
7	13:23:34.998	1:45.108
8	13:25:20.179	1:45.181
9	13:27:05.636	1:45.457
10	13:28:51.124	1:45.488
11	13:30:36.518	1:45.394
12	13:32:22.345	1:45.827






YAMAHA R7

CARRERA 2 (RACE 2) Parrilla de Salida

Documento 4

4	11	LOSCOS RAUL 1:46.191	51	LOPEZ JOSEP MARIA 1:47.553	87	MIRALLES ALEJANDRO 1:48.844
3	19	CHELET JESUS 1:45.097	91	QUINTERO JESUS 1:47.198	96	FELIPE ENRIQUE 1:46.594
2	64	MARCO NABIL 1:43.253	50	OLIVA CRISTIAN 1:43.156	28	ALVARO JACOB 1:44.042
1	43	MOLINA ERIC 1:41.100	26	RODRIGUEZ ORIOL 1:41.564	36	NEILA BEATRIZ 1:42.146

POLE POSITION



Salida : 21/07 - 13:10 12 Total = 44.916 km

COPA DE ESPAÑA VELOCIDAD 18/07/2024





YAMAHA R7

WARM-UP (W-UP) Resultados

Documento 3

Sujeto a escrutinio & investigaciones deportivas

Pos.	Nº	Piloto	M. Vuelta	Dif.	Interv.	Km/h	Total	Tiempo	Neumáticos
1	26	RODRIGUEZ ORIOL	1:42.414			131.57	4	9:40.956	Pirelli
2	36	NEILA BEATRIZ	1:43.913	1.499	1.499	129.67	5	11:35.501	Pirelli
3	28	ALVARO JACOB	1:45.180	2.766	1.267	128.11	5	11:10.116	Pirelli
4	50	OLIVA CRISTIAN	1:45.527	3.113	0.347	127.69	4	10:22.474	Pirelli
5	64	MARCO NABIL	1:45.807	3.393	0.280	127.35	5	11:19.798	Pirelli
6	19	CHELET JESUS	1:46.553	4.139	0.746	126.46	5	11:13.924	Pirelli
7	11	LOSCOS RAUL	1:47.259	4.845	0.706	125.63	4	10:06.490	Pirelli
8	51	LOPEZ JOSEP MARIA	1:47.999	5.585	0.740	124.77	5	11:31.311	Pirelli
9	96	FELIPE ENRIQUE	1:48.697	6.283	0.698	123.97	4	11:35.610	Pirelli
10	87	MIRALLES ALEJANDRO	1:50.143	7.729	1.446	122.34	4	11:04.976	Pirelli
11	91	QUINTERO JESUS	1:50.985	8.571	0.842	121.41	4	11:34.071	Pirelli

Tiempo Inicio : 21/07 - 09:30:11

Meteo : Soleado Aire : 22°C Pista : Seco

M. Vuelta : Nº26 RODRIGUEZ ORIOL 1:42.414 131.57 Km/h

Evento Grabado : Nº43 MOLINA ERIC 1:41.100 133.28 Km/h

COPA DE ESPAÑA VELOCIDAD 18/07/2024

Página 1 / 1

Apex Timing GoRacing





YAMAHA R7

WARM-UP (W-UP) Análisis

Valor informativo. No Oficial

Vueltas	Formato Día	Tiempo por vuelta
Nº11 LOSCOS RAUL		
1	9:34:54.603	1:48.855
2	9:36:42.537	1:47.934
3	9:38:30.560	1:48.023
4	9:40:17.819	1:47.259
Nº19 CHELET JESUS		
1	9:34:18.217	1:46.806
2	9:36:04.968	1:46.751
3	9:37:51.797	1:46.829
4	9:39:38.350	1:46.553
5	9:41:25.253	1:46.903
Nº26 RODRIGUEZ ORIOL		
1	9:34:14.983	1:43.511
2	9:35:57.397	1:42.414
3	9:37:54.089	1:56.692
4	IN	9:39:52.285
Nº28 ALVARO JACOB		
1	9:34:19.218	1:47.072
2	9:36:05.253	1:46.035
3	9:37:50.771	1:45.518
4	9:39:36.265	1:45.494
5	9:41:21.445	1:45.180
Nº36 NEILA BEATRIZ		
1	9:34:48.472	1:46.254
2	9:36:33.769	1:45.297
3	9:38:18.611	1:44.842
4	9:40:02.917	1:44.306
5	9:41:46.830	1:43.913
Nº50 OLIVA CRISTIAN		
1	9:34:54.231	1:47.722
2	9:37:02.371	2:08.140
3	9:38:48.276	1:45.905
4	9:40:33.803	1:45.527
Nº51 LOPEZ JOSEP MARIA		
1	9:34:24.673	1:51.509
2	9:36:15.161	1:50.488
3	9:38:05.215	1:50.054
4	9:39:54.641	1:49.426
5	9:41:42.640	1:47.999
Nº64 MARCO NABIL		
1	9:34:18.943	1:46.965
2	9:36:11.387	1:52.444
3	9:37:59.202	1:47.815
4	9:39:45.320	1:46.118
5	9:41:31.127	1:45.807
Nº87 MIRALLES ALEJANDRO		
1	IN	9:34:37.024
2	9:37:35.347	2:58.323

Vueltas	Formato Día	Tiempo por vuelta
3	9:39:26.162	1:50.815
4	9:41:16.305	1:50.143
Nº91 QUINTERO JESUS		
1	9:35:54.551	1:53.695
2	9:37:45.536	1:50.985
3	9:39:37.279	1:51.743
4	IN	9:41:45.400
Nº96 FELIPE ENRIQUE		
1	9:36:15.394	1:48.697
2	9:38:05.310	1:49.916
3	9:39:54.114	1:48.804
4	IN	9:41:46.939





YAMAHA R7

CARRERA 1 (RACE 1) Resultados

Documento 2

Sujeto a escrutinio & investigaciones deportivas

Pos.	Nº	Piloto	Total	Dif.	Interv.	M. Vuelta	Km/h	Neumáticos	Tiempo
1	43	MOLINA ERIC	12			1:41.546	132.70	Pirelli	20:29.185
2	26	RODRIGUEZ ORIOL	12	4.363	4.363	1:42.148	131.91	Pirelli	20:33.548
3	36	NEILA BEATRIZ	12	15.816	11.453	1:42.967	130.87	Pirelli	20:45.001
4	64	MARCO NABIL	12	26.265	10.449	1:43.426	130.28	Pirelli	20:55.450
5	50	OLIVA CRISTIAN	12	30.309	4.044	1:44.245	129.26	Pirelli	20:59.494
6	28	ALVARO JACOB	12	30.696	0.387	1:43.941	129.64	Pirelli	20:59.881
7	19	CHELET JESUS	12	48.537	17.841	1:45.748	127.42	Pirelli	21:17.722
8	91	QUINTERO JESUS	12	59.469	10.932	1:46.596	126.41	Pirelli	21:28.654
9	96	FELIPE ENRIQUE	12	59.778	0.309	1:45.711	127.47	Pirelli	21:28.963
10	11	LOSCOS RAUL	12	1:01.900	2.122	1:46.930	126.02	Pirelli	21:31.085
11	87	MIRALLES ALEJANDRO	12	1:09.186	7.286	1:46.967	125.97	Pirelli	21:38.371
12	51	LOPEZ JOSEP MARIA	12	1:15.874	6.688	1:46.529	126.49	Pirelli	21:45.059

Tiempo Inicio : 20/07 - 17:27:57

Meteo : Soleado Aire : 38°C Pista : Seco

M. Vuelta : Nº43 MOLINA ERIC

Evento Grabado : Nº43 MOLINA ERIC

Lider : Nº43 MOLINA ERIC (1-12)

1:41.546 132.70 Km/h

1:41.100 133.28 Km/h





YAMAHA R7

CARRERA 1 (RACE 1) Vuelta a vuelta

Valor informativo. No Oficial

	1	2	3	4	5	6	7	8	9	10	11	12
Vuelta 1	43	36	26	64	50	28	19	11	91	51	96	87
Vuelta 2	43	26	36	64	50	28	19	11	91	96	51	87
Vuelta 3	43	26	36	64	50	28	19	11	91	96	51	87
Vuelta 4	43	26	36	64	50	28	19	91	11	96	51	87
Vuelta 5	43	26	36	64	50	28	19	11	91	96	87	51
Vuelta 6	43	26	36	64	50	28	19	11	91	96	87	51
Vuelta 7	43	26	36	64	50	28	19	91	11	96	87	51
Vuelta 8	43	26	36	64	50	28	19	91	11	96	87	51
Vuelta 9	43	26	36	64	50	28	19	96	91	11	87	51
Vuelta 10	43	26	36	64	50	28	19	96	91	11	87	51
Vuelta 11	43	26	36	64	50	28	19	96	91	11	87	51
Vuelta 12	43	26	36	64	50	28	19	91	96	11	87	51





YAMAHA R7

CARRERA 1 (RACE 1)

Análisis

Valor informativo. No Oficial

Vueltas	Formato Dia	Tiempo por vuelta	Vueltas	Formato Dia	Tiempo por vuelta	Vueltas	Formato Dia	Tiempo por vuelta
N°11 LOSCOS RAUL			9	17:43:40.377	1:45.309	5	17:37:10.375	1:58.203
1	17:29:45.215	1:50.215	10	17:45:25.883	1:45.506	6	17:38:58.173	1:47.798
2	17:31:32.489	1:47.274	11	17:47:09.824	1:43.941	7	17:40:45.526	1:47.353
3	17:33:19.879	1:47.390	12	17:48:54.881	1:45.057	8	17:42:32.742	1:47.216
4	17:35:07.959	1:48.080	N°36 NEILA BEATRIZ			9	17:44:19.271	1:46.529
5	17:36:54.889	1:46.930	1	17:29:39.933	1:44.933	10	17:46:05.926	1:46.655
6	17:38:42.214	1:47.325	2	17:31:23.675	1:43.742	11	17:47:52.766	1:46.840
7	17:40:29.547	1:47.333	3	17:33:07.130	1:43.455	12	17:49:40.059	1:47.293
8	17:42:16.827	1:47.280	4	17:34:51.374	1:44.244	N°64 MARCO NABIL		
9	17:44:04.006	1:47.179	5	17:36:35.535	1:44.161	1	17:29:41.369	1:46.369
10	17:45:51.464	1:47.458	6	17:38:19.137	1:43.602	2	17:31:25.282	1:43.913
11	17:47:38.797	1:47.333	7	17:40:02.104	1:42.967	3	17:33:09.371	1:44.089
12	17:49:26.085	1:47.288	8	17:41:45.378	1:43.274	4	17:34:53.354	1:43.983
N°19 CHELET JESUS			9	17:43:28.928	1:43.550	5	17:36:37.185	1:43.831
1	17:29:44.006	1:49.006	10	17:45:12.431	1:43.503	6	17:38:20.611	1:43.426
2	17:31:30.644	1:46.638	11	17:46:56.150	1:43.719	7	17:40:04.119	1:43.508
3	17:33:17.365	1:46.721	12	17:48:40.001	1:43.851	8	17:41:47.758	1:43.639
4	17:35:04.006	1:46.641	N°43 MOLINA ERIC			9	17:43:32.563	1:44.805
5	17:36:50.020	1:46.014	1	17:29:38.967	1:43.967	10	17:45:18.256	1:45.693
6	17:38:35.923	1:45.903	2	17:31:20.997	1:42.030	11	17:47:04.563	1:46.307
7	17:40:21.671	1:45.748	3	17:33:02.543	1:41.546	12	17:48:50.450	1:45.887
8	17:42:07.665	1:45.994	4	17:34:44.363	1:41.820	N°87 MIRALLES ALEJANDRO		
9	17:43:53.536	1:45.871	5	17:36:26.202	1:41.839	1	17:29:49.063	1:54.063
10	17:45:39.570	1:46.034	6	17:38:07.956	1:41.754	2	17:31:37.297	1:48.234
11	17:47:26.026	1:46.456	7	17:39:49.950	1:41.994	3	17:33:25.628	1:48.331
12	17:49:12.722	1:46.696	8	17:41:32.026	1:42.076	4	17:35:13.287	1:47.659
N°26 RODRIGUEZ ORIO			9	17:43:13.972	1:41.946	5	17:37:01.414	1:48.127
1	17:29:40.132	1:45.132	10	17:44:57.043	1:43.071	6	17:38:48.886	1:47.472
2	17:31:22.879	1:42.747	11	17:46:39.947	1:42.904	7	17:40:36.540	1:47.654
3	17:33:05.439	1:42.560	12	17:48:24.185	1:44.238	8	17:42:24.361	1:47.821
4	17:34:48.007	1:42.568	N°50 OLIVA CRISTIAN			9	17:44:11.576	1:47.215
5	17:36:30.155	1:42.148	1	17:29:42.228	1:47.228	10	17:45:59.194	1:47.618
6	17:38:12.690	1:42.535	2	17:31:26.911	1:44.683	11	17:47:46.161	1:46.967
7	17:39:54.907	1:42.217	3	17:33:11.714	1:44.803	12	17:49:33.371	1:47.210
8	17:41:37.350	1:42.443	4	17:34:56.158	1:44.444	N°91 QUINTERO JESUS		
9	17:43:20.015	1:42.665	5	17:36:40.722	1:44.564	1	17:29:45.773	1:50.773
10	17:45:02.698	1:42.683	6	17:38:25.429	1:44.707	2	17:31:32.566	1:46.793
11	17:46:45.585	1:42.887	7	17:40:10.372	1:44.943	3	17:33:20.032	1:47.466
12	17:48:28.548	1:42.963	8	17:41:54.824	1:44.452	4	17:35:07.337	1:47.305
N°28 ALVARO JACOB			9	17:43:40.295	1:45.471	5	17:36:55.459	1:48.122
1	17:29:42.629	1:47.629	10	17:45:25.364	1:45.069	6	17:38:42.296	1:46.837
2	17:31:27.223	1:44.594	11	17:47:09.609	1:44.245	7	17:40:28.989	1:46.693
3	17:33:12.139	1:44.916	12	17:48:54.494	1:44.885	8	17:42:16.084	1:47.095
4	17:34:56.595	1:44.456	N°51 LOPEZ JOSEP MARIA			9	17:44:03.403	1:47.319
5	17:36:41.173	1:44.578	1	17:29:48.153	1:53.153	10	17:45:50.138	1:46.735
6	17:38:25.561	1:44.388	2	17:31:36.671	1:48.518	11	17:47:37.058	1:46.920
7	17:40:10.773	1:45.212	3	17:33:24.403	1:47.732	12	17:49:23.654	1:46.596
8	17:41:55.068	1:44.295	4	17:35:12.172	1:47.769			





YAMAHA R7

CARRERA 1 (RACE 1) Análisis

Valor informativo. No Oficial

Vueltas	Formato Día	Tiempo por vuelta
Nº96 FELIPE ENRIQUE		
1	17:29:48.277	1:53.277
2	17:31:36.156	1:47.879
3	17:33:24.002	1:47.846
4	17:35:11.707	1:47.705
5	17:36:58.960	1:47.253
6	17:38:45.276	1:46.316
7	17:40:31.273	1:45.997
8	17:42:16.984	1:45.711
9	17:44:03.332	1:46.348
10	17:45:50.067	1:46.735
11	17:47:36.963	1:46.896
12	17:49:23.963	1:47.000






YAMAHA R7

CARRERA 1 (RACE 1) Parrilla de Salida

4	91	QUINTERO JESUS 1:47.198	51	LOPEZ JOSEP MARIA 1:47.553	87	MIRALLES ALEJANDRO 1:48.844
3	19	CHELET JESUS 1:45.097	11	LOSCOS RAUL 1:46.191	96	FELIPE ENRIQUE 1:46.594
2	50	OLIVA CRISTIAN 1:43.156	64	MARCO NABIL 1:43.253	28	ALVARO JACOB 1:44.042
1	43	MOLINA ERIC 1:41.100	26	RODRIGUEZ ORIOL 1:41.564	36	NEILA BEATRIZ 1:42.146

POLE POSITION



Salida : 20/07 - 17:30 12 Total = 44.916 km

COPA DE ESPAÑA VELOCIDAD 18/07/2024





YAMAHA R7

CRONOMETRADOS (Q1) Resultados

Documento 1

Sujeto a escrutinio & investigaciones deportivas

Pos.	Nº	Piloto	M. Vuelta	Dif.	Interv.	Km/h	Total	Tiempo	Neumáticos
1	43	MOLINA ERIC	1:41.100			133.28	3	7:51.866	Pirelli
2	26	RODRIGUEZ ORIOL	1:41.564	0.464	0.464	132.67	8	17:50.908	Pirelli
3	36	NEILA BEATRIZ	1:42.146	1.046	0.582	131.92	9	21:40.873	Pirelli
4	50	OLIVA CRISTIAN	1:43.156	2.056	1.010	130.63	7	15:47.582	Pirelli
5	64	MARCO NABIL	1:43.253	2.153	0.097	130.50	10	22:41.359	Pirelli
6	28	ALVARO JACOB	1:44.042	2.942	0.789	129.51	7	16:02.979	Pirelli
7	19	CHELET JESUS	1:45.097	3.997	1.055	128.21	7	31:02.013	Pirelli
8	11	LOSCOS RAUL	1:46.191	5.091	1.094	126.89	12	28:51.368	Pirelli
9	96	FELIPE ENRIQUE	1:46.594	5.494	0.403	126.41	11	28:17.405	Pirelli
10	91	QUINTERO JESUS	1:47.198	6.098	0.604	125.70	14	28:56.073	Pirelli
11	51	LOPEZ JOSEP MARIA	1:47.553	6.453	0.355	125.29	12	31:01.354	Pirelli
12	87	MIRALLES ALEJANDRO	1:48.844	7.744	1.291	123.80	6	31:44.874	Pirelli

Tiempo Inicio : 20/07 - 11:15:01

M. Vuelta : Nº43 MOLINA ERIC

1:41.100 133.28 Km/h

Meteo : Soleado

Aire : 30°C

Pista : Seco

COPA DE ESPAÑA VELOCIDAD 18/07/2024





YAMAHA R7

CRONOMETRADOS (Q1) Análisis

Valor informativo. No Oficial

Vueltas	Formato Día	Tiempo por vuelta	Vueltas	Formato Día	Tiempo por vuelta	Vueltas	Formato Día	Tiempo por vuelta
N°11 LOSCOS RAUL			N°43 MOLINA ERIC			N°96 FELIPE ENRIQUE		
1	11:21:59.262	1:48.212	1	11:19:22.050	1:42.069	5	11:27:26.643	1:49.431
2	11:23:45.664	1:46.402	2	11:21:03.150	1:41.100	6	11:29:14.835	1:48.192
3	11:25:33.175	1:47.511	3	IN 11:22:51.866	1:48.716	7	11:31:03.433	1:48.598
4	11:27:21.149	1:47.974	N°50 OLIVA CRISTIAN			8	11:32:52.244	1:48.811
5	IN 11:29:19.174	1:58.025	1	11:20:13.035	1:44.533	9	11:34:39.989	1:47.745
6	11:32:53.862	3:34.688	2	11:21:58.961	1:45.926	10	11:36:28.228	1:48.239
7	11:34:40.798	1:46.936	3	11:23:42.769	1:43.808	11	11:38:16.554	1:48.326
8	11:36:26.989	1:46.191	4	11:25:25.925	1:43.156	12	11:40:03.752	1:47.198
9	11:38:14.758	1:47.769	5	11:27:09.324	1:43.399	13	11:41:51.756	1:48.004
10	11:40:03.437	1:48.679	6	11:28:52.709	1:43.385	14	IN 11:43:56.073	2:04.317
11	11:41:51.689	1:48.252	7	IN 11:30:47.582	1:54.873	N°96 FELIPE ENRIQUE		
12	IN 11:43:51.368	1:59.679	N°51 LOPEZ JOSEP MARIA			1	11:22:48.634	1:48.704
N°19 CHELET JESUS			1	11:18:57.036	1:49.267	2	11:24:36.862	1:48.228
1	11:20:08.322	1:56.176	2	11:20:46.593	1:49.557	3	IN 11:26:37.665	2:00.803
2	11:21:55.557	1:47.235	3	11:22:36.009	1:49.416	4	11:29:17.347	2:39.682
3	11:23:41.540	1:45.983	4	11:29:56.285	7:20.276	5	11:31:04.202	1:46.855
4	11:25:27.072	1:45.532	5	11:31:44.514	1:48.229	6	11:32:52.339	1:48.137
5	11:27:12.169	1:45.097	6	11:33:35.059	1:50.545	7	11:34:38.933	1:46.594
6	IN 11:29:04.653	1:52.484	7	11:35:22.612	1:47.553	8	11:36:51.977	2:13.044
7	11:46:02.013	16:57.360	8	IN 11:37:15.626	1:53.014	9	11:38:52.909	2:00.932
N°26 RODRIGUEZ ORIO			9	11:40:23.999	3:08.373	10	11:40:40.282	1:47.373
1	11:19:19.004	1:43.828	10	11:42:12.720	1:48.721	11	IN 11:43:17.405	2:37.123
2	11:21:01.064	1:42.060	11	11:44:01.139	1:48.419	N°64 MARCO NABIL		
3	IN 11:22:54.847	1:53.783	12	11:46:01.354	2:00.215	1	11:19:16.319	1:45.292
4	11:25:43.892	2:49.045	N°64 MARCO NABIL			2	11:21:00.524	1:44.205
5	11:27:26.574	1:42.682	1	11:19:16.319	1:45.292	3	IN 11:22:53.923	1:53.399
6	11:29:08.220	1:41.646	2	11:21:00.524	1:44.205	4	11:25:55.663	3:01.740
7	11:30:49.784	1:41.564	3	IN 11:22:53.923	1:53.399	5	11:27:39.277	1:43.614
8	IN 11:32:50.908	2:01.124	4	11:25:55.663	3:01.740	6	IN 11:29:28.180	1:48.903
N°28 ALVARO JACOB			5	11:27:39.277	1:43.614	7	11:32:22.883	2:54.703
1	11:19:21.922	1:45.030	6	IN 11:29:28.180	1:48.903	8	11:34:06.136	1:43.253
2	11:21:05.964	1:44.042	7	11:32:22.883	2:54.703	9	11:35:49.509	1:43.373
3	IN 11:22:57.065	1:51.101	8	11:34:06.136	1:43.253	10	IN 11:37:41.359	1:51.850
4	11:25:43.707	2:46.642	9	11:35:49.509	1:43.373	N°87 MIRALLES ALEJANDRO		
5	11:27:28.335	1:44.628	10	IN 11:37:41.359	1:51.850	1	11:20:12.013	1:54.643
6	11:29:12.796	1:44.461	N°87 MIRALLES ALEJANDRO			2	11:22:01.966	1:49.953
7	IN 11:31:02.979	1:50.183	1	11:20:12.013	1:54.643	3	11:23:51.240	1:49.274
N°36 NEILA BEATRIZ			2	11:22:01.966	1:49.953	4	11:25:40.084	1:48.844
1	11:20:27.339	1:43.316	3	11:23:51.240	1:49.274	5	IN 11:27:49.850	2:09.766
2	11:22:10.345	1:43.006	4	11:25:40.084	1:48.844	6	IN 11:46:44.874	18:55.024
3	11:23:52.915	1:42.570	5	IN 11:27:49.850	2:09.766	N°91 QUINTERO JESUS		
4	IN 11:25:44.894	1:51.979	6	IN 11:46:44.874	18:55.024	1	11:20:06.934	1:51.935
5	11:29:39.330	3:54.436	N°91 QUINTERO JESUS			2	11:21:56.539	1:49.605
6	11:31:22.101	1:42.771	1	11:20:06.934	1:51.935	3	11:23:47.130	1:50.591
7	11:33:04.389	1:42.288	2	11:21:56.539	1:49.605	4	11:25:37.212	1:50.082
8	11:34:46.535	1:42.146	3	11:23:47.130	1:50.591			
9	IN 11:36:40.873	1:54.338	4	11:25:37.212	1:50.082			





YAMAHA R7 Lista de Inscritos (12 Pilotos)

Nº	Piloto	Equipo	Moto	Clase
11	LOSCOS RAUL		YAMAHA	
19	CHELET JESUS	MOTOS RISSI	YAMAHA	
26	RODRIGUEZ ORIOL		YAMAHA	
28	ALVARO JACOB	MOTOR23	YAMAHA	
36	NEILA BEATRIZ	YVS SABADELL	YAMAHA	
43	MOLINA ERIC	VFERRER	YAMAHA	
50	OLIVA CRISTIAN	MOTOS GASPAS	YAMAHA	
51	LOPEZ JOSEP MARIA	MEDIAJOCKEY - TIRITI	YAMAHA	
64	MARCO NABIL	GASPAR MOTORSPORT	YAMAHA	
87	MIRALLES ALEJANDRO	YVS SABADELL	YAMAHA	
91	QUINTERO JESUS		YAMAHA	
96	FELIPE ENRIQUE	YAMAHA GV RACING	YAMAHA	

