



RFME C.ESPAÑA MINIVEL/SUPERMOTO- KOTARR

Clasificado por mejor tiempo de vuelta

MINIMOTOS 5.5

KOTARR 1,900 km

1º Q MINIMOTOS 5.5

03/08/2024 11:15

Clasificación (8:00 Tiempo) iniciado a 11:14:58

Pos.	Nº	Nombre	Clase	Mejor Tm	En Vuelta	Vueltas	Dif. resp. 1º	anterior	Último Tº
1	15	GARCIA MELGAR, GAEL	Minimoto 5.5	1:00.731	6	6			1:00.731
2	75	CASTILLA MEDINA, ALEJANDRO	Minimoto 5.5	1:00.891	5	5	0.160	0.160	1:00.891
3	61	LOPEZ ZUAZO EGEA, JUAN	Minimoto 5.5	1:01.135	6	6	0.404	0.244	1:01.135
4	45	HERNANDEZ FERNANDEZ, JULEN	Minimoto 5.5	1:03.215	5	5	2.484	2.080	1:03.215
5	95	PORTELA BARREIRO, MARTIN	Minimoto 5.5	1:03.324	5	5	2.593	0.109	1:03.324
6	77	GANDULLO VAZQUEZ, DYLAN	Minimoto 5.5	1:03.936	4	5	3.205	0.612	1:05.645
7	3	LARRIVE, MAËLYS	Minimoto 5.5	1:05.960	3	3	5.229	2.024	1:05.960
8	92	MANZANARES GONZALEZ, JAVIER	Minimoto 5.5	1:09.614	3	4	8.883	3.654	1:10.561
9	4	GADEA CHANA, DARIO	Minimoto 5.5		0				
10	28	PALOS BRANDON, ALEIX	Minimoto 5.5		0				

Jefe de cronometraje; Cristina González Sánchez

Orbits

Director de Carrera;



www.mylaps.com
ciado a: FEDEMOTOCYL



RFME C.ESPAÑA MINIVEL/SUPERMOTO- KOTARR

MINIMOTOS 5.5

KOTARR 1,900 km

1º Q MINIMOTOS 5.5

03/08/2024 11:15

Clasificación (8:00 Tiempo) iniciado a 11:14:58

Vuelta	mpo de vuelta	Dif. resp. 1º	Hora del día	Vuelta	mpo de vuelta	Dif. resp. 1º	Hora del día	Vuelta	mpo de vuelta	Dif. resp. 1º	Hora del día
(15) GARCIA MELGAR, GAEL											
1	1:01.748	+1.017	11:17:20.662								
2	1:02.308	+1.577	11:18:22.970								
3	1:01.256	+0.525	11:19:24.226								
4	1:00.748	+0.017	11:20:24.974								
5	1:00.883	+0.152	11:21:25.857								
6	1:00.731		11:22:26.588								
(75) CASTILLA MEDINA, ALEJANDRO											
1	1:02.027	+1.136	11:17:47.558								
2	1:01.178	+0.287	11:18:48.736								
3	1:01.968	+1.077	11:19:50.704								
4	1:01.379	+0.488	11:20:52.083								
5	1:00.891		11:21:52.974								
(61) LOPEZ ZUAZO EGEA, JUAN											
1	1:02.125	+0.990	11:17:27.634								
2	1:01.515	+0.380	11:18:29.149								
3	1:02.397	+1.262	11:19:31.546								
4	1:01.601	+0.466	11:20:33.147								
5	1:01.156	+0.021	11:21:34.303								
6	1:01.135		11:22:35.438								
(45) HERNANDEZ FERNANDEZ, JULEN											
1	1:03.455	+0.240	11:17:40.044								
2	1:03.778	+0.563	11:18:43.822								
3	1:07.309	+4.094	11:19:51.131								
4	1:03.524	+0.309	11:20:54.655								
5	1:03.215		11:21:57.870								
(95) PORTELA BARREIRO, MARTIN											
1	1:04.224	+0.900	11:17:39.767								
2	1:03.894	+0.570	11:18:43.661								
3	1:07.164	+3.840	11:19:50.825								
4	1:03.979	+0.655	11:20:54.804								
5	1:03.324		11:21:58.128								
(77) GANDULLO VAZQUEZ, DYLAN											
1	1:24.191	+20.255	11:18:07.590								
2	1:06.350	+2.414	11:19:13.940								
3	1:04.115	+0.179	11:20:18.055								
4	1:03.936		11:21:21.991								
5	1:05.645	+1.709	11:22:27.636								
(3) LARRIVE , MAËLYS											
1	1:09.411	+3.451	11:18:00.298								
2	1:06.670	+0.710	11:19:06.968								
3	1:05.960		11:20:12.928								
(92) MANZANARES GONZALEZ, JAVIER											
1	1:17.510	+7.896	11:18:25.492								
2	1:10.541	+0.927	11:19:36.033								
3	1:09.614		11:20:45.647								
4	1:10.561	+0.947	11:21:56.208								

Jefe de cronometraje; Cristina González Sánchez

Orbits

Director de Carrera;



www.mylaps.com
ciado a: FEDEMOTOCYL



RFME C.ESPAÑA MINIVEL/SUPERMOTO- KOTARR

Clasificado por mejor tiempo de vuelta

MINIMOTOS 5.5

KOTARR 1,900 km

2ª Q MINIMOTOS 5.5

03/08/2024 18:15

Clasificación (8:00 Tiempo) iniciado a 18:15:11

Pos.	Nº	Nombre	Clase	Mejor Tm	En Vuelta	Vueltas	Dif. resp. 1º	anterior	Último Tº
1	15	GARCIA MELGAR, GAEL	Minimoto 5.5	1:00.318	7	7			1:00.318
2	75	CASTILLA MEDINA, ALEJANDRO	Minimoto 5.5	1:00.560	7	7	0.242	0.242	1:00.560
3	4	GADEA CHANA, DARIO	Minimoto 5.5	1:00.829	7	7	0.511	0.269	1:00.829
4	28	PALOS BRANDON, ALEIX	Minimoto 5.5	1:00.980	6	7	0.662	0.151	1:01.538
5	45	HERNANDEZ FERNANDEZ, JULEN	Minimoto 5.5	1:01.374	7	7	1.056	0.394	1:01.374
6	77	GANDULLO VAZQUEZ, DYLAN	Minimoto 5.5	1:01.601	6	7	1.283	0.227	1:02.683
7	95	PORTELA BARREIRO, MARTIN	Minimoto 5.5	1:01.902	6	7	1.584	0.301	1:02.042
8	61	LOPEZ ZUAZO EGEA, JUAN	Minimoto 5.5	1:01.972	6	6	1.654	0.070	1:01.972
9	3	LARRIVE, MAËLYS	Minimoto 5.5	1:03.791	6	7	3.473	1.819	1:04.589
10	92	MANZANARES GONZALEZ, JAVIER	Minimoto 5.5	1:05.964	4	6	5.646	2.173	1:06.203

Jefe de cronometraje; Cristina González Sánchez

Orbits

Director de Carrera;

www.mylaps.com
ciado a: FEDEMOTOCYL



RFME C.ESPAÑA MINIVEL/SUPERMOTO- KOTARR

MINIMOTOS 5.5

KOTARR 1,900 km

2ª Q MINIMOTOS 5.5

03/08/2024 18:15

Clasificación (8:00 Tiempo) iniciado a 18:15:11

Vuelta	mpo de vuelta	Dif. resp. 1°	Hora del día	Vuelta	mpo de vuelta	Dif. resp. 1°	Hora del día	Vuelta	mpo de vuelta	Dif. resp. 1°	Hora del día
(15) GARCIA MELGAR, GAEL				(3) LARRIVE, MAÉLYS							
1	1:02.108	+1.790	18:17:36.062	2	1:03.226	+1.254	18:18:32.374				
2	1:04.305	+3.987	18:18:40.367	3	1:03.863	+1.891	18:19:36.237				
3	1:01.317	+0.999	18:19:41.684	4	1:06.465	+4.493	18:20:42.702				
4	1:01.235	+0.917	18:20:42.919	5	1:03.432	+1.460	18:21:46.134				
5	1:01.931	+1.613	18:21:44.850	6	1:01.972		18:22:48.106				
6	1:00.672	+0.354	18:22:45.522	(92) MANZANARES GONZALEZ, JAVIER							
7	1:00.318		18:23:45.840	1	1:06.892	+3.101	18:17:28.184				
(75) CASTILLA MEDINA, ALEJANDRO				2	1:04.925	+1.134	18:18:33.109				
1	1:02.218	+1.658	18:17:35.844	3	1:04.785	+0.994	18:19:37.894				
2	1:04.279	+3.719	18:18:40.123	4	1:04.649	+0.858	18:20:42.543				
3	1:01.364	+0.804	18:19:41.487	5	1:04.554	+0.763	18:21:47.097				
4	1:01.096	+0.536	18:20:42.583	6	1:03.791		18:22:50.888				
5	1:01.762	+1.202	18:21:44.345	7	1:04.589	+0.798	18:23:55.477				
6	1:00.697	+0.137	18:22:45.042	(4) GADEA CHANA, DARIO							
7	1:00.560		18:23:45.602	1	1:02.382	+1.553	18:17:35.859				
(4) GADEA CHANA, DARIO				2	1:01.571	+0.742	18:18:37.430				
1	1:02.382	+1.553	18:17:35.859	3	1:01.293	+0.464	18:19:38.723				
2	1:01.571	+0.742	18:18:37.430	4	1:01.789	+0.960	18:20:40.512				
3	1:01.293	+0.464	18:19:38.723	5	1:01.792	+0.963	18:21:42.304				
4	1:01.789	+0.960	18:20:40.512	6	1:00.908	+0.079	18:22:43.212				
5	1:01.792	+0.963	18:21:42.304	7	1:00.829		18:23:44.041				
6	1:00.908	+0.079	18:22:43.212	(28) PALOS BRANDON, ALEIX							
7	1:00.829		18:23:44.041	1	1:02.957	+1.977	18:17:32.675				
(28) PALOS BRANDON, ALEIX				2	1:02.226	+1.246	18:18:34.901				
1	1:02.957	+1.977	18:17:32.675	3	1:03.086	+2.106	18:19:37.987				
2	1:02.226	+1.246	18:18:34.901	4	1:02.116	+1.136	18:20:40.103				
3	1:03.086	+2.106	18:19:37.987	5	1:02.870	+1.890	18:21:42.973				
4	1:02.116	+1.136	18:20:40.103	6	1:00.980		18:22:43.953				
5	1:02.870	+1.890	18:21:42.973	7	1:01.538	+0.558	18:23:45.491				
6	1:00.980		18:22:43.953	(45) HERNANDEZ FERNANDEZ, JULEN							
7	1:01.538	+0.558	18:23:45.491	1	1:02.637	+1.263	18:17:29.860				
(45) HERNANDEZ FERNANDEZ, JULEN				2	1:02.757	+1.383	18:18:32.617				
1	1:02.637	+1.263	18:17:29.860	3	1:04.048	+2.674	18:19:36.665				
2	1:02.757	+1.383	18:18:32.617	4	1:03.376	+2.002	18:20:40.041				
3	1:04.048	+2.674	18:19:36.665	5	1:03.201	+1.827	18:21:43.242				
4	1:03.376	+2.002	18:20:40.041	6	1:02.032	+0.658	18:22:45.274				
5	1:03.201	+1.827	18:21:43.242	7	1:01.374		18:23:46.648				
6	1:02.032	+0.658	18:22:45.274	(77) GANDULLO VAZQUEZ, DYLAN							
7	1:01.374		18:23:46.648	1	1:03.673	+2.072	18:17:39.016				
(77) GANDULLO VAZQUEZ, DYLAN				2	1:03.421	+1.820	18:18:42.437				
1	1:03.673	+2.072	18:17:39.016	3	1:02.400	+0.799	18:19:44.837				
2	1:03.421	+1.820	18:18:42.437	4	1:02.711	+1.110	18:20:47.548				
3	1:02.400	+0.799	18:19:44.837	5	1:03.701	+2.100	18:21:51.249				
4	1:02.711	+1.110	18:20:47.548	6	1:01.601		18:22:52.850				
5	1:03.701	+2.100	18:21:51.249	7	1:02.683	+1.082	18:23:55.533				
6	1:01.601		18:22:52.850	(95) PORTELA BARREIRO, MARTIN							
7	1:02.683	+1.082	18:23:55.533	1	1:03.052	+1.150	18:17:27.748				
(95) PORTELA BARREIRO, MARTIN				2	1:02.488	+0.586	18:18:30.236				
1	1:03.052	+1.150	18:17:27.748	3	1:02.045	+0.143	18:19:32.281				
2	1:02.488	+0.586	18:18:30.236	4	1:02.889	+0.987	18:20:35.170				
3	1:02.045	+0.143	18:19:32.281	5	1:02.428	+0.526	18:21:37.598				
4	1:02.889	+0.987	18:20:35.170	6	1:01.902		18:22:39.500				
5	1:02.428	+0.526	18:21:37.598	7	1:02.042	+0.140	18:23:41.542				
6	1:01.902		18:22:39.500	(61) LOPEZ ZUAZO EGEA, JUAN							
7	1:02.042	+0.140	18:23:41.542	1	1:02.375	+0.403	18:17:29.148				
(61) LOPEZ ZUAZO EGEA, JUAN											

Jefe de cronometraje; Cristina González Sánchez

Orbits

Director de Carrera;



www.mylaps.com
nciado a: FEDEMOTOCYL




RFME C.ESPAÑA MINIVEL/SUPERMOTO- KOTARR

MINIMOTOS 5.5

KOTARR 1,900 km

GENERAL ENTRENOS MINIMOTOS 5.5



Pos.	Nº	Nombre	ejor Tº total	R1. Mejor Tm	R2. Mejor Tm
1	15	GARCIA MELGAR, GAEL	1:00.318	1:00.731	1:00.318
2	75	CASTILLA MEDINA, ALEJANDRO	1:00.560	1:00.891	1:00.560
3	4	GADEA CHANA, DARIO	1:00.829		1:00.829
4	28	PALOS BRANDON, ALEIX	1:00.980		1:00.980
5	61	LOPEZ ZUAZO EGEA, JUAN	1:01.135	1:01.135	1:01.972
6	45	HERNANDEZ FERNANDEZ, JULEN	1:01.374	1:03.215	1:01.374
7	77	GANDULLO VAZQUEZ, DYLAN	1:01.601	1:03.936	1:01.601
8	95	PORTELA BARREIRO, MARTIN	1:01.902	1:03.324	1:01.902
9	3	LARRIVE , MAËLYS	1:03.791	1:05.960	1:03.791
10	92	MANZANARES GONZALEZ, JAVIER	1:05.964	1:09.614	1:05.964

Jefe de cronometraje; Cristina González Sánchez

Orbits

Director de Carrera;



www.mylaps.com
ciado a: FEDEMOTOCYL



RFME C.ESPAÑA MINIVEL/SUPERMOTO- KOTARR

Clasificado por mejor tiempo de vuelta

MINIMOTOS 5.5

KOTARR 1,900 km

WARM UP MINIMOTOS 5.5

04/08/2024 09:00

Clasificación (5:00 Tiempo) iniciado a 9:00:13

Pos.	Nº	Nombre	Clase	Mejor Tm	En Vuelta	Vueltas	Dif. resp. 1º	anterior	Último Tº
1	15	GARCIA MELGAR, GAEL	Minimoto 5.5	1:00.997	4	4			1:00.997
2	28	PALOS BRANDON, ALEIX	Minimoto 5.5	1:01.496	4	4	0.499	0.499	1:01.496
3	75	CASTILLA MEDINA, ALEJANDRO	Minimoto 5.5	1:01.536	4	4	0.539	0.040	1:01.536
4	4	GADEA CHANA, DARIO	Minimoto 5.5	1:01.564	4	4	0.567	0.028	1:01.564
5	95	PORTELA BARREIRO, MARTIN	Minimoto 5.5	1:01.968	4	4	0.971	0.404	1:01.968
6	77	GANDULLO VAZQUEZ, DYLAN	Minimoto 5.5	1:02.701	3	4	1.704	0.733	1:03.639
7	61	LOPEZ ZUAZO EGEA, JUAN	Minimoto 5.5	1:03.571	2	4	2.574	0.870	1:05.317
8	45	HERNANDEZ FERNANDEZ, JULEN	Minimoto 5.5	1:04.171	4	4	3.174	0.600	1:04.171
9	92	MANZANARES GONZALEZ, JAVIER	Minimoto 5.5	1:04.983	4	4	3.986	0.812	1:04.983
10	3	LARRIVE, MAËLYS	Minimoto 5.5	1:06.364	2	2	5.367	1.381	1:06.364

Jefe de cronometraje; Cristina González Sánchez

Orbits

Director de Carrera;



www.mylaps.com
 iniciado a: FEDEMOTOCYL



RFME C.ESPAÑA MINIVEL/SUPERMOTO- KOTARR

MINIMOTOS 5.5

KOTARR 1,900 km

WARM UP MINIMOTOS 5.5

04/08/2024 09:00

Clasificación (5:00 Tiempo) iniciado a 9:00:13

Vuelta	mpo de vuelta	Dif. resp. 1°	Hora del día	Vuelta	mpo de vuelta	Dif. resp. 1°	Hora del día	Vuelta	mpo de vuelta	Dif. resp. 1°	Hora del día
(15) GARCIA MELGAR, GAEL											
1	1:01.960	+0.963	9:02:23.530								
2	1:01.570	+0.573	9:03:25.100								
3	1:01.165	+0.168	9:04:26.265								
4	1:00.997		9:05:27.262								
(28) PALOS BRANDON, ALEIX											
1	1:03.981	+2.485	9:02:38.981								
2	1:02.870	+1.374	9:03:41.851								
3	1:02.502	+1.006	9:04:44.353								
4	1:01.496		9:05:45.849								
(75) CASTILLA MEDINA, ALEJANDRO											
1	1:03.422	+1.886	9:02:38.197								
2	1:02.307	+0.771	9:03:40.504								
3	1:01.774	+0.238	9:04:42.278								
4	1:01.536		9:05:43.814								
(4) GADEA CHANA, DARIO											
1	1:04.268	+2.704	9:02:38.120								
2	1:02.334	+0.770	9:03:40.454								
3	1:02.036	+0.472	9:04:42.490								
4	1:01.564		9:05:44.054								
(95) PORTELA BARREIRO, MARTIN											
1	1:03.749	+1.781	9:02:38.358								
2	1:02.328	+0.360	9:03:40.686								
3	1:02.782	+0.814	9:04:43.468								
4	1:01.968		9:05:45.436								
(77) GANDULLO VAZQUEZ, DYLAN											
1	1:08.378	+5.677	9:02:42.773								
2	1:04.255	+1.554	9:03:47.028								
3	1:02.701		9:04:49.729								
4	1:03.639	+0.938	9:05:53.368								
(61) LOPEZ ZUAZO EGEA, JUAN											
1	1:05.496	+1.925	9:02:38.838								
2	1:03.571		9:03:42.409								
3	1:04.504	+0.933	9:04:46.913								
4	1:05.317	+1.746	9:05:52.230								
(45) HERNANDEZ FERNANDEZ, JULEN											
1	1:07.588	+3.417	9:02:42.518								
2	1:04.729	+0.588	9:03:47.247								
3	1:06.327	+2.156	9:04:53.574								
4	1:04.171		9:05:57.745								
(92) MANZANARES GONZALEZ, JAVIER											
1	1:08.799	+3.816	9:02:42.668								
2	1:06.666	+1.683	9:03:49.334								
3	1:05.615	+0.632	9:04:54.949								
4	1:04.983		9:05:59.932								
(3) LARRIVE, MAÉLYS											
1	2:57.980	+1.51616	9:04:46.864								
2	1:06.364		9:05:53.228								

Jefe de cronometraje; Cristina González Sánchez

Orbits

Director de Carrera;



www.mylaps.com
ciado a: FEDEMOTOCYL



RFME C.ESPAÑA MINIVEL/SUPERMOTO- KOTARR

Clasificado por vueltas

MINIMOTOS 5.5

KOTARR 1,900 km

1M MINIMOTOS 5.5

04/08/2024 09:50

Carrera (10 Vueltas) iniciado a 9:52:15

Pos.	Nº	Nombre	Clase	eltas	Total Tº	liferencia resp. 1º	anterior	Mejor Tm	2º Mejor	Puntos	Club
1	15	GARCIA MELGAR, GAEL	Minimoto 5.5	10	10:12.281			1:00.036	1:00.119	25	MC Bañezano
2	75	CASTILLA MEDINA, ALEJANDRO	Minimoto 5.5	10	10:12.349	0.068	0.068	1:00.198	1:00.499	20	
3	4	GADEA CHANA, DARIO	Minimoto 5.5	10	10:12.614	0.333	0.265	1:00.328	1:00.345	16	
4	28	PALOS BRANDON, ALEIX	Minimoto 5.5	10	10:21.544	9.263	8.930	1:01.087	1:01.293	13	Mc. Polea SX
5	95	PORTELA BARREIRO, MARTIN	Minimoto 5.5	10	10:21.918	9.637	0.374	1:01.138	1:01.169	11	Ikeric Racing
6	77	GANDULLO VAZQUEZ, DYLAN	Minimoto 5.5	10	10:26.979	14.698	5.061	1:01.571	1:01.683	10	C.D. Maik Racing Sevilla
7	3	LARRIVE , MAÉLYS	Minimoto 5.5	10	10:52.493	40.212	25.514	1:03.466	1:04.331	9	Casco Rojo CM
8	92	MANZANARES GONZALEZ, JAVIER	Minimoto 5.5	10	10:52.667	40.386	0.174	1:03.740	1:03.817	8	
No clasificado											
NT	45	HERNANDEZ FERNANDEZ, JULEN	Minimoto 5.5	4	4:14.721		NT	1:02.007	1:02.579	0	Escuderia J-80
NT	61	LOPEZ ZUAZO EGEA, JUAN	Minimoto 5.5	3	3:11.390		NT	1:02.063	1:02.132	0	

Márgen de victoria

Velocidad media

Mejor tº de vuelta

Mejor Vel.

Mejor vuelta para

0.068

111,713

1:00.036

113,932

15 - GARCIA MELGAR, GAEL

Jefe de cronometraje; Cristina González Sánchez

Orbits

Director de Carrera;



www.mylaps.com

Organizado a: FEDEMOTOCYL



RFME C.ESPAÑA MINIVEL/SUPERMOTO- KOTARR

MINIMOTOS 5.5

KOTARR 1,900 km

1M MINIMOTOS 5.5

04/08/2024 09:50

Carrera (10 Vueltas) iniciado a 9:52:15

Vuelta	mpo de vuelta	Dif. resp. 1°	Hora del día	Vuelta	mpo de vuelta	Dif. resp. 1°	Hora del día	Vuelta	mpo de vuelta	Dif. resp. 1°	Hora del día
(15) GARCIA MELGAR, GAEL				(3) LARRIVE, MAËLYS							
1			9:53:22.075	5	1:03.407	+1.836	9:57:33.682	7	1:01.571		9:59:37.141
2	1:00.313	+0.277	9:54:22.388	6	1:01.888	+0.317	9:58:35.570	8	1:01.774	+0.203	10:00:38.915
3	1:00.801	+0.765	9:55:23.189	9	1:01.683	+0.112	10:01:40.598	10	1:02.124	+0.553	10:02:42.722
4	1:00.792	+0.756	9:56:23.981	(92) MANZANARES GONZALEZ, JAVIER							
5	1:00.711	+0.675	9:57:24.692	1			9:53:26.524	2	1:04.890	+1.424	9:54:31.414
6	1:00.633	+0.597	9:58:25.325	3	1:04.557	+1.091	9:55:35.971	3	1:04.557	+1.091	9:55:35.971
7	1:01.259	+1.223	9:59:26.584	4	1:05.196	+1.730	9:56:41.167	4	1:05.196	+1.730	9:56:41.167
8	1:00.119	+0.083	10:00:26.703	5	1:04.717	+1.251	9:57:45.884	5	1:04.717	+1.251	9:57:45.884
9	1:01.285	+1.249	10:01:27.988	6	1:04.724	+1.258	9:58:50.608	6	1:04.724	+1.258	9:58:50.608
10	1:00.036		10:02:28.024	7	1:03.466		9:59:54.074	7	1:03.466		9:59:54.074
(75) CASTILLA MEDINA, ALEJANDRO				8	1:04.331	+0.865	10:00:58.405	8	1:04.331	+0.865	10:00:58.405
1			9:53:21.896	9	1:04.720	+1.254	10:02:03.125	9	1:04.720	+1.254	10:02:03.125
2	1:00.618	+0.420	9:54:22.514	10	1:05.111	+1.645	10:03:08.236	10	1:05.111	+1.645	10:03:08.236
3	1:00.514	+0.316	9:55:23.028	(45) HERNANDEZ FERNANDEZ, JULEN							
4	1:01.361	+1.163	9:56:24.389	1			9:53:23.290	2	1:02.007		9:54:25.297
5	1:00.499	+0.301	9:57:24.888	3	1:04.698	+0.958	9:55:38.444	3	1:02.579	+0.572	9:55:27.876
6	1:00.545	+0.347	9:58:25.433	4	1:04.342	+0.602	9:56:42.786	4	1:02.588	+0.581	9:56:30.464
7	1:01.280	+1.082	9:59:26.713	5	1:04.668	+0.928	9:57:47.454				
8	1:00.198		10:00:26.911	6	1:04.541	+0.801	9:58:51.995				
9	1:00.662	+0.464	10:01:27.573	7	1:03.817	+0.077	9:59:55.812				
10	1:00.519	+0.321	10:02:28.092	8	1:03.740		10:00:59.552				
(4) GADEA CHANA, DARIO				9	1:04.129	+0.389	10:02:03.681				
1			9:53:21.057	10	1:04.729	+0.989	10:03:08.410				
2	1:01.138	+0.810	9:54:22.195	(61) LOPEZ ZUAZO EGEA, JUAN							
3	1:00.789	+0.461	9:55:22.984	1			9:53:22.938				
4	1:00.913	+0.585	9:56:23.897	2	1:02.063		9:54:25.001				
5	1:00.745	+0.417	9:57:24.642	3	1:02.132	+0.069	9:55:27.133				
6	1:00.617	+0.289	9:58:25.259	(28) PALOS BRANDON, ALEIX							
7	1:01.482	+1.154	9:59:26.741	1			9:53:22.466				
8	1:00.328		10:00:27.069	2	1:01.087		9:54:23.553				
9	1:00.943	+0.615	10:01:28.012	3	1:01.606	+0.519	9:55:25.159				
10	1:00.345	+0.017	10:02:28.357	4	1:01.530	+0.443	9:56:26.689				
(95) PORTELA BARREIRO, MARTIN				5	1:02.007	+0.920	9:57:28.696				
1			9:53:22.620	6	1:01.585	+0.498	9:58:30.281				
2	1:01.138		9:54:23.758	7	1:01.440	+0.353	9:59:31.721				
3	1:01.169	+0.031	9:55:24.927	8	1:02.033	+0.946	10:00:33.754				
4	1:01.508	+0.370	9:56:26.435	9	1:01.293	+0.206	10:01:35.047				
5	1:02.030	+0.892	9:57:28.465	10	1:02.240	+1.153	10:02:37.287				
6	1:01.879	+0.741	9:58:30.344	(77) GANDULLO VAZQUEZ, DYLAN							
7	1:01.562	+0.424	9:59:31.906	1			9:53:23.665				
8	1:02.010	+0.872	10:00:33.916	2	1:02.010	+0.439	9:54:25.675				
9	1:01.209	+0.071	10:01:35.125	3	1:02.408	+0.837	9:55:28.083				
10	1:02.536	+1.398	10:02:37.661	4	1:02.192	+0.621	9:56:30.275				

Jefe de cronometraje; Cristina González Sánchez

Orbits

Director de Carrera;



www.mylaps.com
nciado a: FEDEMOTOCYL



RFME C.ESPAÑA MINIVEL/SUPERMOTO- KOTARR

Clasificado por vueltas

MINIMOTOS 5.5

KOTARR 1,900 km

2M MINIMOTOS 5.5

04/08/2024 11:40

Carrera (10 Vueltas) iniciado a 11:42:38

Pos.	Nº	Nombre	Clase	vueltas	Dif. resp. 1º	s. anterior	Total Tº	Mejor Tm	2º Mejor	Club	Puntos
1	15	GARCIA MELGAR, GAEL	Minimoto 5.5	10			10:08.528	1:00.180	1:00.234	MC Bañezano	25
2	4	GADEA CHANA, DARIO	Minimoto 5.5	10	6.394	6.394	10:14.922	1:00.582	1:00.611		20
3	75	CASTILLA MEDINA, ALEJANDRO	Minimoto 5.5	10	7.755	1.361	10:16.283	1:00.656	1:00.962		16
4	95	PORTELA BARREIRO, MARTIN	Minimoto 5.5	10	10.151	2.396	10:18.679	1:00.907	1:00.965	Ikeric Racing	13
5	61	LOPEZ ZUAZO EGEA, JUAN	Minimoto 5.5	10	11.773	1.622	10:20.301	1:00.994	1:01.343		11
6	77	GANDULLO VAZQUEZ, DYLAN	Minimoto 5.5	10	14.712	2.939	10:23.240	1:01.086	1:01.212	C.D. Maik Racing Sevi	10
7	28	PALOS BRANDON, ALEIX	Minimoto 5.5	10	16.478	1.766	10:25.006	1:00.214	1:00.733	Mc. Polea SX	9
8	3	LARRIVE, MAËLYS	Minimoto 5.5	10	39.409	22.931	10:47.937	1:03.691	1:03.789	Casco Rojo CM	8
9	92	MANZANARES GONZALEZ, JAVIER	Minimoto 5.5	10	51.692	12.283	11:00.220	1:04.290	1:04.316		7
No clasificado											
NT	45	HERNANDEZ FERNANDEZ, JULEN	Minimoto 5.5	2		NT	2:08.197	1:01.488		Escuderia J-80	0

Notificaciones

DORSAL #28 "10 SEG. DE PENALIZ. POR ADELANTAMIENTO DE SALIDA"

Márgen de victoria	Velocidad media	Mejor tº de vuelta	Mejor Vel.	Mejor vuelta para
6.394	112,402	1:00.180	113,659	15 - GARCIA MELGAR, GAEL

Jefe de cronometraje; Cristina González Sánchez

Orbits

Director de Carrera;



www.mylaps.com

Creado a: FEDEMOTOCYL



RFME C.ESPAÑA MINIVEL/SUPERMOTO- KOTARR

MINIMOTOS 5.5

KOTARR 1,900 km

2M MINIMOTOS 5.5

04/08/2024 11:40

Carrera (10 Vueltas) iniciado a 11:42:38

Vuelta	mpo de vuelta	Dif. resp. 1°	Hora del día	Vuelta	mpo de vuelta	Dif. resp. 1°	Hora del día	Vuelta	mpo de vuelta	Dif. resp. 1°	Hora del día
(15) GARCIA MELGAR, GAEL				(28) PALOS BRANDON, ALEIX							
1			11:43:43.558	5	1:01.268	+0.182	11:47:51.750	1			11:43:44.653
2	1:00.234	+0.054	11:44:43.792	6	1:01.086		11:48:52.836	2	1:01.190	+0.976	11:44:45.843
3	1:00.180		11:45:43.972	7	1:03.807	+2.721	11:49:56.643	3	1:01.402	+1.188	11:45:47.245
4	1:00.248	+0.068	11:46:44.220	8	1:01.498	+0.412	11:50:58.141	4	1:01.123	+0.909	11:46:48.368
5	1:00.240	+0.060	11:47:44.460	9	1:01.395	+0.309	11:51:59.536	5	1:00.780	+0.566	11:47:49.148
6	1:00.615	+0.435	11:48:45.075	10	1:02.632	+1.546	11:53:02.168	6	1:01.269	+1.055	11:48:50.417
7	1:00.254	+0.074	11:49:45.329	(3) LARRIVE , MAËLYS				7	1:00.928	+0.714	11:49:51.345
8	1:00.451	+0.271	11:50:45.780	1			11:43:47.618	8	1:00.733	+0.519	11:50:52.078
9	1:01.098	+0.918	11:51:46.878	2	1:04.118	+0.427	11:44:51.736	9	1:01.642	+1.428	11:51:53.720
10	1:00.578	+0.398	11:52:47.456	3	1:04.515	+0.824	11:45:56.251	10	1:00.214		11:52:53.934
(4) GADEA CHANA, DARIO				4	1:05.097	+1.406	11:47:01.348				
1			11:43:43.764	5	1:05.234	+1.543	11:48:06.582				
2	1:00.582		11:44:44.346	6	1:04.641	+0.950	11:49:11.223				
3	1:00.757	+0.175	11:45:45.103	7	1:03.789	+0.098	11:50:15.012				
4	1:01.298	+0.716	11:46:46.401	8	1:03.691		11:51:18.703				
5	1:01.453	+0.871	11:47:47.854	9	1:04.264	+0.573	11:52:22.967				
6	1:01.295	+0.713	11:48:49.149	10	1:03.898	+0.207	11:53:26.865				
7	1:01.594	+1.012	11:49:50.743	(92) MANZANARES GONZALEZ, JAVIER				1			11:43:56.519
8	1:01.166	+0.584	11:50:51.909	1	1:05.036	+0.746	11:45:01.555	2	1:05.881	+1.591	11:46:07.436
9	1:01.330	+0.748	11:51:53.239	3	1:04.873	+0.583	11:47:12.309	3	1:04.873	+0.583	11:47:12.309
10	1:00.611	+0.029	11:52:53.850	4	1:04.531	+0.241	11:48:16.840	4	1:04.816	+0.526	11:49:21.656
(75) CASTILLA MEDINA, ALEJANDRO				5	1:04.816	+0.526	11:49:21.656	5	1:04.316	+0.026	11:50:25.972
1			11:43:44.292	6	1:04.316	+0.026	11:50:25.972	6	1:04.349	+0.059	11:51:30.321
2	1:01.285	+0.629	11:44:45.577	7	1:04.349	+0.059	11:51:30.321	7	1:04.537	+0.247	11:52:34.858
3	1:01.477	+0.821	11:45:47.054	8	1:04.537	+0.247	11:52:34.858	8	1:04.290		11:53:39.148
4	1:01.827	+1.171	11:46:48.881	9	1:04.290		11:53:39.148				
5	1:00.656		11:47:49.537	(45) HERNANDEZ FERNANDEZ, JULEN				1			11:43:45.637
6	1:00.986	+0.330	11:48:50.523	1			11:43:45.637	2	1:01.488		11:44:47.125
7	1:00.962	+0.306	11:49:51.485	2	1:01.488		11:44:47.125				
8	1:01.033	+0.377	11:50:52.518								
9	1:01.084	+0.428	11:51:53.602								
10	1:01.609	+0.953	11:52:55.211								
(95) PORTELA BARREIRO, MARTIN											
1			11:43:45.021								
2	1:01.046	+0.139	11:44:46.067								
3	1:01.240	+0.333	11:45:47.307								
4	1:02.070	+1.163	11:46:49.377								
5	1:00.907		11:47:50.284								
6	1:00.965	+0.058	11:48:51.249								
7	1:01.874	+0.967	11:49:53.123								
8	1:01.191	+0.284	11:50:54.314								
9	1:01.952	+1.045	11:51:56.266								
10	1:01.341	+0.434	11:52:57.607								
(61) LOPEZ ZUAZO EGEA, JUAN											
1			11:43:44.773								
2	1:01.343	+0.349	11:44:46.116								
3	1:01.378	+0.384	11:45:47.494								
4	1:01.966	+0.972	11:46:49.460								
5	1:00.994		11:47:50.454								
6	1:01.910	+0.916	11:48:52.364								
7	1:01.979	+0.985	11:49:54.343								
8	1:01.910	+0.916	11:50:56.253								
9	1:01.584	+0.590	11:51:57.837								
10	1:01.392	+0.398	11:52:59.229								
(77) GANDULLO VAZQUEZ, DYLAN											
1			11:43:46.208								
2	1:01.212	+0.126	11:44:47.420								
3	1:01.680	+0.594	11:45:49.100								
4	1:01.382	+0.296	11:46:50.482								

Jefe de cronometraje; Cristina González Sánchez

Orbits

Director de Carrera;



www.mylaps.com
nciado a: FEDEMOTOCYL



RFME C.ESPAÑA MINIVEL/SUPERMOTO- KOTARR

Clasificado por mejor tiempo de vuelta

MINI GP 110 4T

KOTARR 1,900 km

1º Q MINI GP 110 4T

03/08/2024 11:28

Clasificación (10:00 Tiempo) iniciado a 11:28:59

Pos.	Nº	Nombre	Clase	Mejor Tm	En Vuelta	Vueltas	Dif. resp. 1º	anterior	Último Tº
1	2	ARNEDO FERRANDIZ, PABLO	Mini GP 110 4T	1:14.523	7	7			1:14.523
2	95	GONZALEZ MAÑANES, MARCO	Mini GP 110 4T	1:14.825	5	7	0.302	0.302	1:15.014
3	77	VIGUERAS LUENGO, JAVIER	Mini GP 110 4T	1:15.041	6	6	0.518	0.216	1:15.041
4	25	MORACHO UBEDA, YOEL	Mini GP 110 4T	1:15.221	7	7	0.698	0.180	1:15.221
5	27	CHICHURRI CRUCES, ALVARO	Mini GP 110 4T	1:15.233	7	7	0.710	0.012	1:15.233
6	85	GOTERRIS BORRAS, LUKE	Mini GP 110 4T	1:15.275	7	7	0.752	0.042	1:15.275
7	44	IGLESIAS ASSOLARI, SANTIAGO	Mini GP 110 4T	1:15.370	7	7	0.847	0.095	1:15.370
8	93	GARCIA ALONSO, IKER	MINI GP 110 4T	1:16.936	3	7	2.413	1.566	1:17.594
9	90	PEREZ ORTEGA, ANGEL	Mini GP 110 4T	1:24.059	6	6	9.536	7.123	1:24.059
10	23	SAAVEDRA LOPEZ, EDUARDO	Mini GP 110 4T		0				

Jefe de cronometraje; Cristina González Sánchez

Orbits

Director de Carrera;



www.mylaps.com
 iniciado a: FEDEMOTOCYL



RFME C.ESPAÑA MINIVEL/SUPERMOTO- KOTARR

MINI GP 110 4T

KOTARR 1,900 km

1º Q MINI GP 110 4T

03/08/2024 11:28

Clasificación (10:00 Tiempo) iniciado a 11:28:59

Vuelta	mpo de vuelta	Dif. resp. 1°	Hora del día	Vuelta	mpo de vuelta	Dif. resp. 1°	Hora del día	Vuelta	mpo de vuelta	Dif. resp. 1°	Hora del día
(2) ARNEDE FERRANDIZ, PABLO				3	1:16.936		11:34:50.503				
1	1:17.296	+2.773	11:31:59.037	4	1:17.380	+0.444	11:36:07.883				
2	1:15.755	+1.232	11:33:14.792	5	1:17.255	+0.319	11:37:25.138				
3	1:15.290	+0.767	11:34:30.082	6	1:17.182	+0.246	11:38:42.320				
4	1:14.830	+0.307	11:35:44.912	7	1:17.594	+0.658	11:39:59.914				
5	1:14.991	+0.468	11:36:59.903	(90) PEREZ ORTEGA, ANGEL							
6	1:15.353	+0.830	11:38:15.256	1	1:40.206	+16.147	11:32:53.619				
7	1:14.523		11:39:29.779	2	1:29.373	+5.314	11:34:22.992				
(95) GONZALEZ MAÑANES, MARCO				3	1:26.216	+2.157	11:35:49.208				
1	1:20.791	+5.966	11:32:34.335	4	1:24.850	+0.791	11:37:14.058				
2	1:16.694	+1.869	11:33:51.029	5	1:24.533	+0.474	11:38:38.591				
3	1:16.020	+1.195	11:35:07.049	6	1:24.059		11:40:02.650				
4	1:15.341	+0.516	11:36:22.390								
5	1:14.825		11:37:37.215								
6	1:15.235	+0.410	11:38:52.450								
7	1:15.014	+0.189	11:40:07.464								
(77) VIGUERAS LUENGO, JAVIER											
1	1:19.512	+4.471	11:32:48.643								
2	1:16.629	+1.588	11:34:05.272								
3	1:15.722	+0.681	11:35:20.994								
4	1:15.370	+0.329	11:36:36.364								
5	1:15.146	+0.105	11:37:51.510								
6	1:15.041		11:39:06.551								
(25) MORACHO UBEDA, YOEL											
1	1:17.592	+2.371	11:32:13.318								
2	1:16.423	+1.202	11:33:29.741								
3	1:15.582	+0.361	11:34:45.323								
4	1:15.404	+0.183	11:36:00.727								
5	1:15.796	+0.575	11:37:16.523								
6	1:15.429	+0.208	11:38:31.952								
7	1:15.221		11:39:47.173								
(27) CHICHURRI CRUCES, ALVARO											
1	1:19.753	+4.520	11:32:05.022								
2	1:17.312	+2.079	11:33:22.334								
3	1:16.117	+0.884	11:34:38.451								
4	1:15.660	+0.427	11:35:54.111								
5	1:15.953	+0.720	11:37:10.064								
6	1:15.620	+0.387	11:38:25.684								
7	1:15.233		11:39:40.917								
(85) GOTERRIS BORRAS, LUKE											
1	1:18.250	+2.975	11:32:02.335								
2	1:17.275	+2.000	11:33:19.610								
3	1:17.887	+2.612	11:34:37.497								
4	1:16.699	+1.424	11:35:54.196								
5	1:16.175	+0.900	11:37:10.371								
6	1:15.661	+0.386	11:38:26.032								
7	1:15.275		11:39:41.307								
(44) IGLESIAS ASSOLARI, SANTIAGO											
1	1:20.310	+4.940	11:32:15.527								
2	1:17.193	+1.823	11:33:32.720								
3	1:16.316	+0.946	11:34:49.036								
4	1:15.837	+0.467	11:36:04.873								
5	1:15.760	+0.390	11:37:20.633								
6	1:15.744	+0.374	11:38:36.377								
7	1:15.370		11:39:51.747								
(93) GARCIA ALONSO, IKER											
1	1:20.311	+3.375	11:32:15.971								
2	1:17.596	+0.660	11:33:33.567								

Jefe de cronometraje; Cristina González Sánchez

Orbits

Director de Carrera;



www.mylaps.com
nciado a: FEDEMOTOCYL



RFME C.ESPAÑA MINIVEL/SUPERMOTO- KOTARR

Clasificado por mejor tiempo de vuelta

MINI GP 110 4T

KOTARR 1,900 km

2ª Q MINI GP 110 4T

03/08/2024 18:28

Clasificación (10:00 Tiempo) iniciado a 18:28:07

Pos.	Nº	Nombre	Clase	Mejor Tm	En Vuelta	Vueltas	Dif. resp. 1º	anterior	Último Tº
1	95	GONZALEZ MAÑANES, MARCO	MINI GP 110 4T	1:14.377	7	7			1:14.377
2	2	ARNEDO FERRANDIZ, PABLO	MINI GP 110 4T	1:14.557	2	7	0.180	0.180	1:14.714
3	27	CHICHURRI CRUCES, ALVARO	MINI GP 110 4T	1:14.782	6	7	0.405	0.225	1:14.988
4	25	MORACHO UBEDA, YOEL	MINI GP 110 4T	1:14.828	3	7	0.451	0.046	1:14.829
5	44	IGLESIAS ASSOLARI, SANTIAGO	MINI GP 110 4T	1:15.235	3	7	0.858	0.407	1:15.325
6	85	GOTERRIS BORRAS, LUKE	MINI GP 110 4T	1:15.347	5	7	0.970	0.112	1:15.465
7	77	VIGUERAS LUENGO, JAVIER	MINI GP 110 4T	1:15.632	7	7	1.255	0.285	1:15.632
8	93	GARCIA ALONSO, IKER	MINI GP 110 4T	1:17.822	5	7	3.445	2.190	1:18.869
9	23	SAAVEDRA LOPEZ, EDUARDO	MINI GP 110 4T	1:17.935	7	7	3.558	0.113	1:17.935
10	90	PEREZ ORTEGA, ANGEL	MINI GP 110 4T	1:20.927	7	7	6.550	2.992	1:20.927

Jefe de cronometraje; Cristina González Sánchez

Orbits

Director de Carrera;



www.mylaps.com
 iniciado a: FEDEMOTOCYL



RFME C.ESPAÑA MINIVEL/SUPERMOTO- KOTARR

MINI GP 110 4T

KOTARR 1,900 km

2ª Q MINI GP 110 4T

03/08/2024 18:28

Clasificación (10:00 Tiempo) iniciado a 18:28:07

Vuelta	mpo de vuelta	Dif. resp. 1°	Hora del día	Vuelta	mpo de vuelta	Dif. resp. 1°	Hora del día	Vuelta	mpo de vuelta	Dif. resp. 1°	Hora del día
(95) GONZALEZ MAÑANES, MARCO				(23) SAAVEDRA LOPEZ, EDUARDO							
1	1:16.544	+2.167	18:31:16.023	2	1:18.425	+0.603	18:32:19.097				
2	1:16.339	+1.962	18:32:32.362	3	1:17.885	+0.063	18:33:36.982				
3	1:15.743	+1.366	18:33:48.105	4	1:17.957	+0.135	18:34:54.939				
4	1:14.808	+0.431	18:35:02.913	5	1:17.822		18:36:12.761				
5	1:14.642	+0.265	18:36:17.555	6	1:18.459	+0.637	18:37:31.220				
6	1:14.443	+0.066	18:37:31.998	7	1:18.869	+1.047	18:38:50.089				
7	1:14.377		18:38:46.375	(90) PEREZ ORTEGA, ANGEL							
(2) ARNEDO FERRANDIZ, PABLO				1	1:27.532	+9.597	18:31:17.481				
1	1:15.459	+0.902	18:31:23.678	2	1:19.962	+2.027	18:32:37.443				
2	1:14.557		18:32:38.235	3	1:19.343	+1.408	18:33:56.786				
3	1:16.491	+1.934	18:33:54.726	4	1:19.238	+1.303	18:35:16.024				
4	1:14.892	+0.335	18:35:09.618	5	1:18.751	+0.816	18:36:34.775				
5	1:14.912	+0.355	18:36:24.530	6	1:18.244	+0.309	18:37:53.019				
6	1:15.502	+0.945	18:37:40.032	7	1:17.935		18:39:10.954				
7	1:14.714	+0.157	18:38:54.746	(27) CHICHURRI CRUCES, ALVARO							
(25) MORACHO UBEDA, YOEL				1	1:23.725	+2.798	18:31:11.243				
1	1:16.046	+1.218	18:31:04.695	2	1:22.573	+1.646	18:32:33.816				
2	1:15.119	+0.291	18:32:19.814	3	1:22.811	+1.884	18:33:56.627				
3	1:14.828		18:33:34.642	4	1:21.388	+0.461	18:35:18.015				
4	1:14.863	+0.035	18:34:49.505	5	1:21.929	+1.002	18:36:39.944				
5	1:15.094	+0.266	18:36:04.599	6	1:21.293	+0.366	18:38:01.237				
6	1:15.081	+0.253	18:37:19.680	7	1:20.927		18:39:22.164				
7	1:14.829	+0.001	18:38:34.509	(44) IGLESIAS ASSOLARI, SANTIAGO							
(85) GOTERRIS BORRAS, LUKE				1	1:17.806	+2.571	18:31:37.576				
1	1:19.782	+4.435	18:31:17.563	2	1:16.544	+1.309	18:32:54.120				
2	1:17.309	+1.962	18:32:34.872	3	1:15.235		18:34:09.355				
3	1:17.745	+2.398	18:33:52.617	4	1:15.454	+0.219	18:35:24.809				
4	1:15.853	+0.506	18:35:08.470	5	1:15.487	+0.252	18:36:40.296				
5	1:15.347		18:36:23.817	6	1:15.784	+0.549	18:37:56.080				
6	1:16.187	+0.840	18:37:40.004	7	1:15.325	+0.090	18:39:11.405				
7	1:15.465	+0.118	18:38:55.469	(77) VIGUERAS LUENGO, JAVIER							
(93) GARCIA ALONSO, IKER				1	1:17.422	+1.790	18:31:37.030				
1	1:19.258	+1.436	18:31:00.672	2	1:16.235	+0.603	18:32:53.265				
				3	1:15.906	+0.274	18:34:09.171				
				4	1:16.667	+1.035	18:35:25.838				
				5	1:15.736	+0.104	18:36:41.574				
				6	1:16.049	+0.417	18:37:57.623				
				7	1:15.632		18:39:13.255				

Jefe de cronometraje; Cristina González Sánchez

Orbits

Director de Carrera;



www.mylaps.com
ciado a: FEDEMOTOCYL




RFME C.ESPAÑA MINIVEL/SUPERMOTO- KOTARR

MINI GP 110 4T

KOTARR 1,900 km

GENERAL ENTRENOS MINI GP 110 4T



Pos.	Nº	Nombre	ejor Tº total	R1. Mejor Tm	R2. Mejor Tm
1	95	GONZALEZ MAÑANES, MARCO	1:14.377	1:14.825	1:14.377
2	2	ARNEDO FERRANDIZ, PABLO	1:14.523	1:14.523	1:14.557
3	27	CHICHURRI CRUCES, ALVARO	1:14.782	1:15.233	1:14.782
4	25	MORACHO UBEDA, YOEL	1:14.828	1:15.221	1:14.828
5	77	VIGUERAS LUENGO, JAVIER	1:15.041	1:15.041	1:15.632
6	44	IGLESIAS ASSOLARI, SANTIAGO	1:15.235	1:15.370	1:15.235
7	85	GOTERRIS BORRAS, LUKE	1:15.275	1:15.275	1:15.347
8	93	GARCIA ALONSO, IKER	1:16.936	1:16.936	1:17.822
9	23	SAAVEDRA LOPEZ, EDUARDO	1:17.935		1:17.935
10	90	PEREZ ORTEGA, ANGEL	1:20.927	1:24.059	1:20.927

Jefe de cronometraje; Cristina González Sánchez

Orbits

Director de Carrera;



www.mylaps.com
ciado a: FEDEMOTOCYL



RFME C.ESPAÑA MINIVEL/SUPERMOTO- KOTARR

Clasificado por mejor tiempo de vuelta

MINI GP 110 4T

KOTARR 1,900 km

WARM UP MINI GP 110 4T

04/08/2024 09:10

Clasificación (5:00 Tiempo) iniciado a 9:10:10

Pos.	Nº	Nombre	Clase	Mejor Tm	En Vuelta	Vueltas	Dif. resp. 1º	anterior	Último Tº
1	2	ARNEDO FERRANDIZ, PABLO	MINI GP 110 4T	1:15.753	3	3			1:15.753
2	25	MORACHO UBEDA, YOEL	MINI GP 110 4T	1:16.062	3	3	0.309	0.309	1:16.062
3	44	IGLESIAS ASSOLARI, SANTIAGO	MINI GP 110 4T	1:16.110	3	3	0.357	0.048	1:16.110
4	77	VIGUERAS LUENGO, JAVIER	MINI GP 110 4T	1:16.142	3	3	0.389	0.032	1:16.142
5	95	GONZALEZ MAÑANES, MARCO	MINI GP 110 4T	1:16.259	3	3	0.506	0.117	1:16.259
6	85	GOTERRIS BORRAS, LUKE	MINI GP 110 4T	1:17.046	3	3	1.293	0.787	1:17.046
7	93	GARCIA ALONSO, IKER	MINI GP 110 4T	1:17.885	3	3	2.132	0.839	1:17.885
8	27	CHICHURRI CRUCES, ALVARO	MINI GP 110 4T	1:17.971	3	3	2.218	0.086	1:17.971
9	23	SAAVEDRA LOPEZ, EDUARDO	MINI GP 110 4T	1:20.448	2	2	4.695	2.477	1:20.448
10	90	PEREZ ORTEGA, ANGEL	MINI GP 110 4T	1:22.450	3	3	6.697	2.002	1:22.450

Jefe de cronometraje; Cristina González Sánchez

Orbits

Director de Carrera;



www.mylaps.com
 iniciado a: FEDEMOTOCYL



RFME C.ESPAÑA MINIVEL/SUPERMOTO- KOTARR

MINI GP 110 4T

KOTARR 1,900 km

WARM UP MINI GP 110 4T

04/08/2024 09:10

Clasificación (5:00 Tiempo) iniciado a 9:10:10

Vuelta	mpo de vuelta	Dif. resp. 1°	Hora del día	Vuelta	mpo de vuelta	Dif. resp. 1°	Hora del día	Vuelta	mpo de vuelta	Dif. resp. 1°	Hora del día
(2) ARNEDO FERRANDIZ, PABLO											
1	1:17.695	+1.942	9:13:09.162								
2	1:16.622	+0.869	9:14:25.784								
3	1:15.753		9:15:41.537								
(25) MORACHO UBEDA, YOEL											
1	1:19.032	+2.970	9:13:22.998								
2	1:19.331	+3.269	9:14:42.329								
3	1:16.062		9:15:58.391								
(44) IGLESIAS ASSOLARI, SANTIAGO											
1	1:18.613	+2.503	9:13:22.723								
2	1:17.527	+1.417	9:14:40.250								
3	1:16.110		9:15:56.360								
(77) VIGUERAS LUENGO, JAVIER											
1	1:21.658	+5.516	9:13:19.704								
2	1:18.011	+1.869	9:14:37.715								
3	1:16.142		9:15:53.857								
(95) GONZALEZ MAÑANES, MARCO											
1	1:21.219	+4.960	9:13:28.929								
2	1:16.761	+0.502	9:14:45.690								
3	1:16.259		9:16:01.949								
(85) GOTERRIS BORRAS, LUKE											
1	1:19.624	+2.578	9:13:29.154								
2	1:17.432	+0.386	9:14:46.586								
3	1:17.046		9:16:03.632								
(93) GARCIA ALONSO, IKER											
1	1:19.736	+1.851	9:13:06.890								
2	1:19.224	+1.339	9:14:26.114								
3	1:17.885		9:15:43.999								
(27) CHICHURRI CRUCES, ALVARO											
1	1:25.215	+7.244	9:13:35.356								
2	1:19.638	+1.667	9:14:54.994								
3	1:17.971		9:16:12.965								
(23) SAAVEDRA LOPEZ, EDUARDO											
1	1:26.689	+6.241	9:13:30.196								
2	1:20.448		9:14:50.644								
(90) PEREZ ORTEGA, ANGEL											
1	1:24.184	+1.734	9:13:19.358								
2	1:23.072	+0.622	9:14:42.430								
3	1:22.450		9:16:04.880								

Jefe de cronometraje; Cristina González Sánchez

Orbits

Director de Carrera;



www.mylaps.com
ciado a: FEDEMOTOCYL



RFME C.ESPAÑA MINIVEL/SUPERMOTO- KOTARR

Clasificado por vueltas

MINI GP 110 4T

KOTARR 1,900 km

1M MINI GP 110 4T

04/08/2024 10:15

Carrera (9 Vueltas) iniciado a 10:17:11

Pos.	Nº	Nombre	Clase	eltas	Total Tº	Íf. resp. 1º	anterior	Mejor Tm	2º Mejor	Puntos	Club
1	27	CHICHURRI CRUCES, ALVARO	MINI GP 110 4T	9	11:17.894			1:14.472	1:14.578	25	CD. Mc. Utrerano
2	95	GONZALEZ MAÑANES, MARCO	MINI GP 110 4T	9	11:17.918	0.024	0.024	1:14.593	1:14.606	20	
3	77	VIGUERAS LUENGO, JAVIER	MINI GP 110 4T	9	11:18.196	0.302	0.278	1:14.598	1:14.611	16	
4	2	ARNEDO FERRANDIZ, PABLO	MINI GP 110 4T	9	11:18.579	0.685	0.383	1:14.550	1:14.923	13	CM Gass74
5	44	IGLESIAS ASSOLARI, SANTIAGO	MINI GP 110 4T	9	11:18.848	0.954	0.269	1:14.602	1:14.876	11	Escuela Motociclista
6	85	GOTERRIS BORRAS, LUKE	MINI GP 110 4T	9	11:22.764	4.870	3.916	1:14.850	1:15.094	10	Circuito del Motor
7	25	MORACHO UBEDA, YOEL	MINI GP 110 4T	9	11:22.873	4.979	0.109	1:14.378	1:14.566	9	
8	23	SAAVEDRA LOPEZ, EDUARDO	MINI GP 110 4T	9	11:40.915	23.021	18.042	1:16.826	1:16.960	8	
9	93	GARCIA ALONSO, IKER	MINI GP 110 4T	9	11:41.161	23.267	0.246	1:16.914	1:17.043	7	V.F.M.
10	90	PEREZ ORTEGA, ANGEL	MINI GP 110 4T	9	12:07.090	49.196	25.929	1:19.853	1:19.947	6	MC Zona Roja

Márgen de victoria

Velocidad media

Mejor tº de vuelta

Mejor Vel.

Mejor vuelta para

0.024

90,811

1:14.378

91,963

25 - MORACHO UBEDA, YOEL

Jefe de cronometraje; Cristina González Sánchez

Orbits

Director de Carrera;



www.mylaps.com

Creado a: FEDEMOTOCYL



RFME C.ESPAÑA MINIVEL/SUPERMOTO- KOTARR


MINI GP 110 4T

KOTARR 1,900 km

1M MINI GP 110 4T

04/08/2024 10:15

Carrera (9 Vueltas) iniciado a 10:17:11



Vuelta	mpo de vuelta	Dif. resp. 1°	Hora del día	Vuelta	mpo de vuelta	Dif. resp. 1°	Hora del día	Vuelta	mpo de vuelta	Dif. resp. 1°	Hora del día
(27) CHICHURRI CRUCES, ALVARO				(25) MORACHO UBEDA, YOEL							
1			10:18:29.669	1			10:18:33.606				
2	1:15.244	+0.772	10:19:44.913	2	1:16.096	+1.718	10:19:49.702				
3	1:15.026	+0.554	10:20:59.939	3	1:15.033	+0.655	10:21:04.735				
4	1:15.175	+0.703	10:22:15.114	4	1:14.729	+0.351	10:22:19.464				
5	1:14.904	+0.432	10:23:30.018	5	1:14.566	+0.188	10:23:34.030				
6	1:15.089	+0.617	10:24:45.107	6	1:14.378		10:24:48.408				
7	1:14.578	+0.106	10:25:59.685	7	1:14.727	+0.349	10:26:03.135				
8	1:15.131	+0.659	10:27:14.816	8	1:15.656	+1.278	10:27:18.791				
9	1:14.472		10:28:29.288	9	1:15.476	+1.098	10:28:34.267				
(95) GONZALEZ MAÑANES, MARCO				(23) SAAVEDRA LOPEZ, EDUARDO							
1			10:18:31.132	1			10:18:33.454				
2	1:14.651	+0.058	10:19:45.783	2	1:17.840	+1.014	10:19:51.294				
3	1:14.606	+0.013	10:21:00.389	3	1:17.693	+0.867	10:21:08.987				
4	1:14.755	+0.162	10:22:15.144	4	1:17.833	+1.007	10:22:26.820				
5	1:14.961	+0.368	10:23:30.105	5	1:17.406	+0.580	10:23:44.226				
6	1:14.760	+0.167	10:24:44.865	6	1:16.826		10:25:01.052				
7	1:14.812	+0.219	10:25:59.677	7	1:16.960	+0.134	10:26:18.012				
8	1:15.042	+0.449	10:27:14.719	8	1:17.195	+0.369	10:27:35.207				
9	1:14.593		10:28:29.312	9	1:17.102	+0.276	10:28:52.309				
(77) VIGUERAS LUENGO, JAVIER				(93) GARCIA ALONSO, IKER							
1			10:18:29.920	1			10:18:32.177				
2	1:15.180	+0.582	10:19:45.100	2	1:17.481	+0.567	10:19:49.658				
3	1:15.652	+1.054	10:21:00.752	3	1:17.585	+0.671	10:21:07.243				
4	1:14.817	+0.219	10:22:15.569	4	1:17.979	+1.065	10:22:25.222				
5	1:15.231	+0.633	10:23:30.800	5	1:17.552	+0.638	10:23:42.774				
6	1:14.852	+0.254	10:24:45.652	6	1:17.857	+0.943	10:25:00.631				
7	1:14.611	+0.013	10:26:00.263	7	1:17.967	+1.053	10:26:18.598				
8	1:14.729	+0.131	10:27:14.992	8	1:17.043	+0.129	10:27:35.641				
9	1:14.598		10:28:29.590	9	1:16.914		10:28:52.555				
(2) ARNEDEO FERRANDIZ, PABLO				(90) PEREZ ORTEGA, ANGEL							
1			10:18:29.997	1			10:18:36.574				
2	1:15.186	+0.636	10:19:45.183	2	1:19.947	+0.094	10:19:56.521				
3	1:14.998	+0.448	10:21:00.181	3	1:19.853		10:21:16.374				
4	1:15.182	+0.632	10:22:15.363	4	1:20.032	+0.179	10:22:36.406				
5	1:15.052	+0.502	10:23:30.415	5	1:20.238	+0.385	10:23:56.644				
6	1:14.923	+0.373	10:24:45.338	6	1:20.217	+0.364	10:25:16.861				
7	1:14.550		10:25:59.888	7	1:20.705	+0.852	10:26:37.566				
8	1:15.097	+0.547	10:27:14.985	8	1:20.524	+0.671	10:27:58.090				
9	1:14.988	+0.438	10:28:29.973	9	1:20.394	+0.541	10:29:18.484				
(44) IGLESIAS ASSOLARI, SANTIAGO											
1			10:18:30.224								
2	1:15.189	+0.587	10:19:45.413								
3	1:15.391	+0.789	10:21:00.804								
4	1:14.914	+0.312	10:22:15.718								
5	1:14.885	+0.283	10:23:30.603								
6	1:14.876	+0.274	10:24:45.479								
7	1:14.602		10:26:00.081								
8	1:15.023	+0.421	10:27:15.104								
9	1:15.138	+0.536	10:28:30.242								
(85) GOTERRIS BORRAS, LUKE											
1			10:18:31.083								
2	1:15.420	+0.570	10:19:46.503								
3	1:15.094	+0.244	10:21:01.597								
4	1:14.850		10:22:16.447								
5	1:15.315	+0.465	10:23:31.762								
6	1:15.488	+0.638	10:24:47.250								
7	1:15.791	+0.941	10:26:03.041								
8	1:15.675	+0.825	10:27:18.716								
9	1:15.442	+0.592	10:28:34.158								

Jefe de cronometraje; Cristina González Sánchez

Orbits

Director de Carrera;



www.mylaps.com
nciado a: FEDEMOTOCYL



RFME C.ESPAÑA MINIVEL/SUPERMOTO- KOTARR

Clasificado por vueltas

MINI GP 110 4T

KOTARR 1,900 km

2M MINI GP 110 4T

04/08/2024 12:05

Carrera (9 Vueltas) iniciado a 12:07:01

Pos.	Nº	Nombre	Clase	eltas	Total Tº	Dif. resp. 1º	anterior	Mejor Tm	2º Mejor	Puntos	Club
1	77	VIGUERAS LUENGO, JAVIER	MINI GP 110 4T	9	11:18.583			1:14.651	1:14.731	25	
2	95	GONZALEZ MAÑANES, MARCO	MINI GP 110 4T	9	11:18.640	0.057	0.057	1:14.516	1:14.762	20	
3	44	IGLESIAS ASSOLARI, SANTIAGO	MINI GP 110 4T	9	11:18.723	0.140	0.083	1:14.531	1:14.606	16	Escuela Motociclista
4	27	CHICHURRI CRUCES, ALVARO	MINI GP 110 4T	9	11:18.991	0.408	0.268	1:14.677	1:14.683	13	CD. Mc. Utrerano
5	2	ARNEDO FERRANDIZ, PABLO	MINI GP 110 4T	9	11:19.355	0.772	0.364	1:14.705	1:14.760	11	CM Gass74
6	25	MORACHO UBEDA, YOEL	MINI GP 110 4T	9	11:19.636	1.053	0.281	1:14.315	1:14.587	10	
7	85	GOTERRIS BORRAS, LUKE	MINI GP 110 4T	9	11:20.003	1.420	0.367	1:14.618	1:14.659	9	Circuito del Motor
8	23	SAAVEDRA LOPEZ, EDUARDO	MINI GP 110 4T	9	11:36.542	17.959	16.539	1:16.449	1:16.549	8	
9	93	GARCIA ALONSO, IKER	MINI GP 110 4T	9	11:40.707	22.124	4.165	1:16.701	1:17.017	7	V.F.M.
10	90	PEREZ ORTEGA, ANGEL	MINI GP 110 4T	9	11:57.737	39.154	17.030	1:18.532	1:19.128	6	MC Zona Roja

Márgen de victoria

Velocidad media

Mejor tº de vuelta

Mejor Vel.

Mejor vuelta para

0.057

90,718

1:14.315

92,041

25 - MORACHO UBEDA, YOEL

Jefe de cronometraje; Cristina González Sánchez

Orbits

Director de Carrera;



www.mylaps.com

ciado a: FEDEMOTOCYL



RFME C.ESPAÑA MINIVEL/SUPERMOTO- KOTARR


MINI GP 110 4T

KOTARR 1,900 km

2M MINI GP 110 4T

04/08/2024 12:05

Carrera (9 Vueltas) iniciado a 12:07:01



Vuelta	mpo de vuelta	Dif. resp. 1°	Hora del día	Vuelta	mpo de vuelta	Dif. resp. 1°	Hora del día	Vuelta	mpo de vuelta	Dif. resp. 1°	Hora del día
(77) VIGUERAS LUENGO, JAVIER				(85) GOTERRIS BORRAS, LUKE							
1			12:08:20.318	1			12:08:21.131				
2	1:15.012	+0.361	12:09:35.330	2	1:15.942	+1.324	12:09:37.073				
3	1:15.058	+0.407	12:10:50.388	3	1:15.169	+0.551	12:10:52.242				
4	1:14.918	+0.267	12:12:05.306	4	1:14.925	+0.307	12:12:07.167				
5	1:14.923	+0.272	12:13:20.229	5	1:14.618		12:13:21.785				
6	1:14.651		12:14:34.880	6	1:14.744	+0.126	12:14:36.529				
7	1:14.731	+0.080	12:15:49.611	7	1:14.659	+0.041	12:15:51.188				
8	1:15.068	+0.417	12:17:04.679	8	1:14.739	+0.121	12:17:05.927				
9	1:15.755	+1.104	12:18:20.434	9	1:15.927	+1.309	12:18:21.854				
(95) GONZALEZ MAÑANES, MARCO				(23) SAAVEDRA LOPEZ, EDUARDO							
1			12:08:20.660	1			12:08:23.737				
2	1:15.016	+0.500	12:09:35.676	2	1:16.988	+0.539	12:09:40.725				
3	1:14.516		12:10:50.192	3	1:17.397	+0.948	12:10:58.122				
4	1:14.853	+0.337	12:12:05.045	4	1:16.620	+0.171	12:12:14.742				
5	1:15.241	+0.725	12:13:20.286	5	1:16.917	+0.468	12:13:31.659				
6	1:14.828	+0.312	12:14:35.114	6	1:17.178	+0.729	12:14:48.837				
7	1:14.762	+0.246	12:15:49.876	7	1:16.449		12:16:05.286				
8	1:14.911	+0.395	12:17:04.787	8	1:16.549	+0.100	12:17:21.835				
9	1:15.704	+1.188	12:18:20.491	9	1:16.558	+0.109	12:18:38.393				
(44) IGLESIAS ASSOLARI, SANTIAGO				(93) GARCIA ALONSO, IKER							
1			12:08:21.154	1			12:08:23.141				
2	1:15.203	+0.672	12:09:36.357	2	1:17.130	+0.429	12:09:40.271				
3	1:15.106	+0.575	12:10:51.463	3	1:18.061	+1.360	12:10:58.332				
4	1:14.531		12:12:05.994	4	1:17.017	+0.316	12:12:15.349				
5	1:14.644	+0.113	12:13:20.638	5	1:16.701		12:13:32.050				
6	1:14.930	+0.399	12:14:35.568	6	1:17.940	+1.239	12:14:49.990				
7	1:14.606	+0.075	12:15:50.174	7	1:17.193	+0.492	12:16:07.183				
8	1:15.198	+0.667	12:17:05.372	8	1:17.658	+0.957	12:17:24.841				
9	1:15.202	+0.671	12:18:20.574	9	1:17.717	+1.016	12:18:42.558				
(27) CHICHURRI CRUCES, ALVARO				(90) PEREZ ORTEGA, ANGEL							
1			12:08:20.143	1			12:08:25.221				
2	1:14.990	+0.313	12:09:35.133	2	1:19.339	+0.807	12:09:44.560				
3	1:15.003	+0.326	12:10:50.136	3	1:19.482	+0.950	12:11:04.042				
4	1:15.033	+0.356	12:12:05.169	4	1:19.495	+0.963	12:12:23.537				
5	1:14.926	+0.249	12:13:20.095	5	1:19.314	+0.782	12:13:42.851				
6	1:14.683	+0.006	12:14:34.778	6	1:19.549	+1.017	12:15:02.400				
7	1:14.677		12:15:49.455	7	1:19.528	+0.996	12:16:21.928				
8	1:15.554	+0.877	12:17:05.009	8	1:19.128	+0.596	12:17:41.056				
9	1:15.833	+1.156	12:18:20.842	9	1:18.532		12:18:59.588				
(2) ARNEDO FERRANDIZ, PABLO											
1			12:08:20.364								
2	1:15.049	+0.344	12:09:35.413								
3	1:15.067	+0.362	12:10:50.480								
4	1:14.999	+0.294	12:12:05.479								
5	1:15.534	+0.829	12:13:21.013								
6	1:14.760	+0.055	12:14:35.773								
7	1:14.705		12:15:50.478								
8	1:15.065	+0.360	12:17:05.543								
9	1:15.663	+0.958	12:18:21.206								
(25) MORACHO UBEDA, YOEL											
1			12:08:21.461								
2	1:15.195	+0.880	12:09:36.656								
3	1:14.315		12:10:50.971								
4	1:14.686	+0.371	12:12:05.657								
5	1:14.919	+0.604	12:13:20.576								
6	1:14.963	+0.648	12:14:35.539								
7	1:14.587	+0.272	12:15:50.126								
8	1:15.083	+0.768	12:17:05.209								
9	1:16.278	+1.963	12:18:21.487								

Jefe de cronometraje; Cristina González Sánchez

Orbits

Director de Carrera;



www.mylaps.com
nciado a: FEDEMOTOCYL



RFME C.ESPAÑA MINIVEL/SUPERMOTO- KOTARR

Clasificado por mejor tiempo de vuelta

MINIMOTOS ELECTRICAS

KOTARR 1,900 km

1º Q MINIMOTOS ELECTRICAS

03/08/2024 11:43

Clasificación (8:00 Tiempo) iniciado a 11:43:17

Pos.	Nº	Nombre	Clase	Mejor Tm	En Vuelta	Vueltas	Dif. resp. 1º	anterior	Último Tº
1	24	MARTINEZ CAVA, SALVA	Minimoto Eléctrica	57.573	6	7			57.922
2	83	ITURAIN CASUSO, MARKEL	Minimoto Eléctrica	1:00.331	5	5	2.758	2.758	1:00.331
3	16	LORENZO MORENO, CAYETANO	Minimoto Eléctrica	1:05.009	4	4	7.436	4.678	1:05.009
4	42	LANCHO ALONSO, TAYLOR	Minimoto Eléctrica	1:06.362	4	4	8.789	1.353	1:06.362
5	1	VIZUETE BANDERA, UNAI	Minimoto Eléctrica		0				
6	45	CAPARROS MENOR, ABEL	Minimoto Eléctrica		0				

Jefe de cronometraje; Cristina González Sánchez

Orbits

Director de Carrera;



www.mylaps.com
ciado a: FEDEMOTOCYL

Impresos: 03/08/2024 12:04:00



RFME C.ESPAÑA MINIVEL/SUPERMOTO- KOTARR

MINIMOTOS ELECTRICAS

KOTARR 1,900 km

1º Q MINIMOTOS ELECTRICAS

03/08/2024 11:43

Clasificación (8:00 Tiempo) iniciado a 11:43:17

Vuelta	mpo de vuelta	Dif. resp. 1º	Hora del día	Vuelta	mpo de vuelta	Dif. resp. 1º	Hora del día	Vuelta	mpo de vuelta	Dif. resp. 1º	Hora del día
(24) MARTINEZ CAVA, SALVA											
1	58.440	+0.867	11:46:22.923								
2	59.540	+1.967	11:47:22.463								
3	59.402	+1.829	11:48:21.865								
4	57.814	+0.241	11:49:19.679								
5	57.933	+0.360	11:50:17.612								
6	57.573		11:51:15.185								
7	57.922	+0.349	11:52:13.107								
(83) ITURAIN CASUSO, MARKEL											
1	1:01.774	+1.443	11:47:24.303								
2	1:01.522	+1.191	11:48:25.825								
3	1:01.370	+1.039	11:49:27.195								
4	1:00.877	+0.546	11:50:28.072								
5	1:00.331		11:51:28.403								
(16) LORENZO MORENO, CAYETANO											
1	1:06.899	+1.890	11:48:30.543								
2	1:05.588	+0.579	11:49:36.131								
3	1:05.404	+0.395	11:50:41.535								
4	1:05.009		11:51:46.544								
(42) LANCHO ALONSO, TAYLOR											
1	1:10.056	+3.694	11:48:22.950								
2	1:07.233	+0.871	11:49:30.183								
3	1:06.678	+0.316	11:50:36.861								
4	1:06.362		11:51:43.223								

Jefe de cronometraje; Cristina González Sánchez

Orbits

Director de Carrera;



www.mylaps.com
iniciado a: FEDEMOTOCYL



RFME C.ESPAÑA MINIVEL/SUPERMOTO- KOTARR

Clasificado por mejor tiempo de vuelta

MINIMOTOS ELECTRICAS

KOTARR 1,900 km

2ª Q MINIMOTOS ELECTRICAS

03/08/2024 18:45

Clasificación (8:00 Tiempo) iniciado a 18:43:10

Pos.	Nº	Nombre	Clase	Mejor Tm	En Vuelta	Vueltas	Dif. resp. 1º	anterior	Último Tº
1	24	MARTINEZ CAVA, SALVA	Minimoto Eléctrica	57.515	7	8			58.070
2	1	VIZUETE BANDERA, UNAI	Minimoto Eléctrica	59.441	5	7	1.926	1.926	59.875
3	83	ITURAIN CASUSO, MARKEL	Minimoto Eléctrica	59.738	3	7	2.223	0.297	59.947
4	45	CAPARROS MENOR, ABEL	Minimoto Eléctrica	1:00.413	7	7	2.898	0.675	1:00.413
5	42	LANCHO ALONSO, TAYLOR	Minimoto Eléctrica	1:03.556	6	7	6.041	3.143	1:04.124
6	16	LORENZO MORENO, CAYETANO	Minimoto Eléctrica	1:03.609	6	7	6.094	0.053	1:06.714

Jefe de cronometraje; Cristina González Sánchez

Orbits

Director de Carrera;



www.mylaps.com
ciado a: FEDEMOTOCYL



RFME C.ESPAÑA MINIVEL/SUPERMOTO- KOTARR

MINIMOTOS ELECTRICAS

KOTARR 1,900 km

2ª Q MINIMOTOS ELECTRICAS

03/08/2024 18:45

Clasificación (8:00 Tiempo) iniciado a 18:43:10

Vuelta	mpo de vuelta	Dif. resp. 1°	Hora del día	Vuelta	mpo de vuelta	Dif. resp. 1°	Hora del día	Vuelta	mpo de vuelta	Dif. resp. 1°	Hora del día
(24) MARTINEZ CAVA, SALVA											
1	58.146	+0.631	18:45:08.519								
2	57.754	+0.239	18:46:06.273								
3	59.808	+2.293	18:47:06.081								
4	57.754	+0.239	18:48:03.835								
5	58.321	+0.806	18:49:02.156								
6	58.608	+1.093	18:50:00.764								
7	57.515		18:50:58.279								
8	58.070	+0.555	18:51:56.349								
(1) VIZUETE BANDERA, UNAI											
1	59.855	+0.414	18:45:14.202								
2	1:00.185	+0.744	18:46:14.387								
3	59.653	+0.212	18:47:14.040								
4	59.472	+0.031	18:48:13.512								
5	59.441		18:49:12.953								
6	59.790	+0.349	18:50:12.743								
7	59.875	+0.434	18:51:12.618								
(83) ITURAIN CASUSO, MARKEL											
1	1:01.904	+2.166	18:46:05.587								
2	1:00.617	+0.879	18:47:06.204								
3	59.738		18:48:05.942								
4	1:00.137	+0.399	18:49:06.079								
5	1:00.824	+1.086	18:50:06.903								
6	1:00.347	+0.609	18:51:07.250								
7	59.947	+0.209	18:52:07.197								
(45) CAPARROS MENOR, ABEL											
1	1:03.416	+3.003	18:45:21.892								
2	1:02.180	+1.767	18:46:24.072								
3	1:01.156	+0.743	18:47:25.228								
4	1:00.839	+0.426	18:48:26.067								
5	1:01.030	+0.617	18:49:27.097								
6	1:00.736	+0.323	18:50:27.833								
7	1:00.413		18:51:28.246								
(42) LANCHO ALONSO, TAYLOR											
1	1:05.835	+2.279	18:45:43.587								
2	1:06.160	+2.604	18:46:49.747								
3	1:06.242	+2.686	18:47:55.989								
4	1:06.006	+2.450	18:49:01.995								
5	1:04.435	+0.879	18:50:06.430								
6	1:03.556		18:51:09.986								
7	1:04.124	+0.568	18:52:14.110								
(16) LORENZO MORENO, CAYETANO											
1	1:05.237	+1.628	18:45:45.870								
2	1:04.699	+1.090	18:46:50.569								
3	1:05.855	+2.246	18:47:56.424								
4	1:05.924	+2.315	18:49:02.348								
5	1:04.598	+0.989	18:50:06.946								
6	1:03.609		18:51:10.555								
7	1:06.714	+3.105	18:52:17.269								

Jefe de cronometraje; Cristina González Sánchez

Orbits

Director de Carrera;



www.mylaps.com
iniciado a: FEDEMOTOCYL




RFME C.ESPAÑA MINIVEL/SUPERMOTO- KOTARR

MINIMOTOS ELECTRICAS

KOTARR 1,900 km

GENERAL ENTRENOS MINIMOTOS ELECTRICAS



Pos.	Nº	Nombre	ejor Tº total	R1. Mejor Tm	R2. Mejor Tm
1	24	MARTINEZ CAVA, SALVA	57.515	57.573	57.515
2	1	VIZUETE BANDERA, UNAI	59.441		59.441
3	83	ITURAIN CASUSO, MARKEL	59.738	1:00.331	59.738
4	45	CAPARROS MENOR, ABEL	1:00.413		1:00.413
5	42	LANCHO ALONSO, TAYLOR	1:03.556	1:06.362	1:03.556
6	16	LORENZO MORENO, CAYETANO	1:03.609	1:05.009	1:03.609

Jefe de cronometraje; Cristina González Sánchez

Orbits

Director de Carrera;



www.mylaps.com
ciado a: FEDEMOTOCYL



RFME C.ESPAÑA MINIVEL/SUPERMOTO- KOTARR

Clasificado por mejor tiempo de vuelta

MINIMOTOS ELECTRICAS

KOTARR 1,900 km

WARM UP MINIMOTOS ELECTRICAS

04/08/2024 09:20

Clasificación (5:00 Tiempo) iniciado a 9:20:06

Pos.	Nº	Nombre	Clase	Mejor Tm	En Vuelta	Vueltas	Dif. resp. 1º	anterior	Último Tº
1	45	CAPARROS MENOR, ABEL	Minimoto Eléctrica	59.648	4	4			59.648
2	1	VIZUETE BANDERA, UNAI	Minimoto Eléctrica	59.929	4	4	0.281	0.281	59.929
3	24	MARTINEZ CAVA, SALVA	Minimoto Eléctrica	59.996	1	2	0.348	0.067	1:00.093
4	83	ITURAIN CASUSO, MARKEL	Minimoto Eléctrica	1:00.731	2	3	1.083	0.735	1:00.836
5	16	LORENZO MORENO, CAYETANO	Minimoto Eléctrica	1:04.350	3	3	4.702	3.619	1:04.350
6	42	LANCHO ALONSO, TAYLOR	Minimoto Eléctrica	1:05.045	3	3	5.397	0.695	1:05.045

Jefe de cronometraje; Cristina González Sánchez

Orbits

Director de Carrera;



www.mylaps.com
ciado a: FEDEMOTOCYL



RFME C.ESPAÑA MINIVEL/SUPERMOTO- KOTARR

MINIMOTOS ELECTRICAS

KOTARR 1,900 km

WARM UP MINIMOTOS ELECTRICAS

04/08/2024 09:20

Clasificación (5:00 Tiempo) iniciado a 9:20:06

Vuelta	mpo de vuelta	Dif. resp. 1°	Hora del día	Vuelta	mpo de vuelta	Dif. resp. 1°	Hora del día	Vuelta	mpo de vuelta	Dif. resp. 1°	Hora del día
(45) CAPARROS MENOR, ABEL											
1	1:01.234	+1.586	9:22:19.071								
2	1:00.177	+0.529	9:23:19.248								
3	59.864	+0.216	9:24:19.112								
4	59.648		9:25:18.760								
(1) VIZUETE BANDERA, UNAI											
1	1:04.420	+4.491	9:22:31.495								
2	1:00.719	+0.790	9:23:32.214								
3	1:00.086	+0.157	9:24:32.300								
4	59.929		9:25:32.229								
(24) MARTINEZ CAVA, SALVA											
1	59.996		9:24:08.696								
2	1:00.093	+0.097	9:25:08.789								
(83) ITURAIN CASUSO, MARKEL											
1	1:01.845	+1.114	9:23:51.993								
2	1:00.731		9:24:52.724								
3	1:00.836	+0.105	9:25:53.560								
(16) LORENZO MORENO, CAYETANO											
1	1:06.023	+1.673	9:23:02.808								
2	1:05.228	+0.878	9:24:08.036								
3	1:04.350		9:25:12.386								
(42) LANCHO ALONSO, TAYLOR											
1	1:06.096	+1.051	9:23:03.406								
2	1:05.190	+0.145	9:24:08.596								
3	1:05.045		9:25:13.641								

Jefe de cronometraje; Cristina González Sánchez

Orbits

Director de Carrera;



www.mylaps.com
ciado a: FEDEMOTOCYL



RFME C.ESPAÑA MINIVEL/SUPERMOTO- KOTARR

Clasificado por vueltas

MINIMOTOS ELECTRICAS

KOTARR 1,900 km

1M MINIMOTOS ELECTRICAS

04/08/2024 10:45

Carrera (10 Vueltas) iniciado a 10:46:16

Pos.	Nº	Nombre	Clase	vueltas	Dif. resp. 1º	p. anterior	Total Tº	Mejor Tm	2º Mejor	Club	Puntos
1	83	ITURAIN CASUSO, MARKEL	Minimoto Eléctric	10	11.168	11.168	9:52.429	58.662	58.705	MC Vallisoletano	25
2	1	VIZUETE BANDERA, UNAI	Minimoto Eléctric	10	18.858	7.690	10:00.119	59.263	59.450	Mc. Coria	20
3	42	LANCHO ALONSO, TAYLOR	Minimoto Eléctric	10	56.462	37.604	10:37.723	1:02.181	1:02.306		16
4	24	MARTINEZ CAVA, SALVA	Minimoto Eléctric	10			9:41.261	57.686	57.702	KSB Sport	13
5	16	LORENZO MORENO, CAYETANO	Minimoto Eléctric	10	56.788	0.326	10:38.049	1:02.109	1:02.250		11
No clasificado											
EX	45	CAPARROS MENOR, ABEL	Minimoto Eléctric	10		EX	9:52.000	58.637	58.704	Casco Rojo CM	0

Notificaciones

DORSAL #45 "EXCLUIDO ART. 3 R.T MM-E"

DORSAL #24 "3 PUESTOS DE PENALIZ. ART 3 RT. MM-E"

Márgen de victoria	Velocidad media	Mejor tº de vuelta	Mejor Vel.	Mejor vuelta para
18.858	115,457	57.686	118,573	24 - MARTINEZ CAVA, SALVA

Jefe de cronometraje; Cristina González Sánchez

Orbits

Director de Carrera;



www.mylaps.com

Organizado a: FEDEMOTOCYL



RFME C.ESPAÑA MINIVEL/SUPERMOTO- KOTARR

MINIMOTOS ELECTRICAS

KOTARR 1,900 km

1M MINIMOTOS ELECTRICAS

04/08/2024 10:45

Carrera (10 Vueltas) iniciado a 10:46:16

Vuelta	mpo de vuelta	Dif. resp. 1°	Hora del día	Vuelta	mpo de vuelta	Dif. resp. 1°	Hora del día	Vuelta	mpo de vuelta	Dif. resp. 1°	Hora del día
(83) ITURAIN CASUSO, MARKEL				5	59.096	+0.459	10:51:14.187				
1			10:47:18.944	6	59.073	+0.436	10:52:13.260				
2	58.901	+0.239	10:48:17.845	7	58.882	+0.245	10:53:12.142				
3	58.902	+0.240	10:49:16.747	8	58.908	+0.271	10:54:11.050				
4	58.705	+0.043	10:50:15.452	9	58.637		10:55:09.687				
5	58.985	+0.323	10:51:14.437	10	59.060	+0.423	10:56:08.747				
6	59.235	+0.573	10:52:13.672								
7	58.736	+0.074	10:53:12.408								
8	58.816	+0.154	10:54:11.224								
9	58.662		10:55:09.886								
10	59.290	+0.628	10:56:09.176								
(1) VIZUETE BANDERA, UNAI											
1			10:47:19.879								
2	59.263		10:48:19.142								
3	59.691	+0.428	10:49:18.833								
4	59.450	+0.187	10:50:18.283								
5	59.496	+0.233	10:51:17.779								
6	59.666	+0.403	10:52:17.445								
7	59.680	+0.417	10:53:17.125								
8	59.643	+0.380	10:54:16.768								
9	1:00.079	+0.816	10:55:16.847								
10	1:00.019	+0.756	10:56:16.866								
(42) LANCHO ALONSO, TAYLOR											
1			10:47:23.990								
2	1:04.231	+2.050	10:48:28.221								
3	1:04.000	+1.819	10:49:32.221								
4	1:03.963	+1.782	10:50:36.184								
5	1:03.692	+1.511	10:51:39.876								
6	1:03.614	+1.433	10:52:43.490								
7	1:03.130	+0.949	10:53:46.620								
8	1:03.363	+1.182	10:54:49.983								
9	1:02.306	+0.125	10:55:52.289								
10	1:02.181		10:56:54.470								
(24) MARTINEZ CAVA, SALVA											
1			10:47:18.190								
2	57.888	+0.202	10:48:16.078								
3	57.702	+0.016	10:49:13.780								
4	57.712	+0.026	10:50:11.492								
5	57.724	+0.038	10:51:09.216								
6	57.822	+0.136	10:52:07.038								
7	57.703	+0.017	10:53:04.741								
8	57.740	+0.054	10:54:02.481								
9	57.686		10:55:00.167								
10	57.841	+0.155	10:55:58.008								
(16) LORENZO MORENO, CAYETANO											
1			10:47:24.304								
2	1:04.167	+2.058	10:48:28.471								
3	1:04.010	+1.901	10:49:32.481								
4	1:04.032	+1.923	10:50:36.513								
5	1:03.691	+1.582	10:51:40.204								
6	1:03.576	+1.467	10:52:43.780								
7	1:03.111	+1.002	10:53:46.891								
8	1:03.546	+1.437	10:54:50.437								
9	1:02.250	+0.141	10:55:52.687								
10	1:02.109		10:56:54.796								
(45) CAPARROS MENOR, ABEL											
1			10:47:18.646								
2	58.907	+0.270	10:48:17.553								
3	58.834	+0.197	10:49:16.387								
4	58.704	+0.067	10:50:15.091								

Jefe de cronometraje; Cristina González Sánchez

Orbits

Director de Carrera;



www.mylaps.com
ciado a: FEDEMOTOCYL



RFME C.ESPAÑA MINIVEL/SUPERMOTO- KOTARR

Clasificado por vueltas

MINIMOTOS ELECTRICAS

KOTARR 1,900 km

2M MINIMOTOS ELECTRICAS

04/08/2024 12:35

Carrera (10 Vueltas) iniciado a 12:35:35

Pos.	Nº	Nombre	Clase	eltas	Total Tº	if. resp. 1º	anterior	Mejor Tm	2º Mejor	Puntos	Club
1	24	MARTINEZ CAVA, SALVA	Minimoto Eléctri	10	9:48.744			58.234	58.264	25	KSB Sport
2	83	ITURAIN CASUSO, MARKEL	Minimoto Eléctri	10	10:00.198	11.454	11.454	58.699	58.968	20	MC Vallisoletano
3	1	VIZUETE BANDERA, UNAI	Minimoto Eléctri	10	10:00.218	11.474	0.020	59.448	59.512	16	Mc. Coria
4	45	CAPARROS MENOR, ABEL	Minimoto Eléctri	10	10:06.647	17.903	6.429	59.391	59.651	13	Casco Rojo CM
5	42	LANCHO ALONSO, TAYLOR	Minimoto Eléctri	10	10:34.050	45.306	27.403	1:02.708	1:02.730	11	
6	16	LORENZO MORENO, CAYETANO	Minimoto Eléctri	10	10:34.742	45.998	0.692	1:02.755	1:02.899	10	

Márgen de victoria

Velocidad media

Mejor tº de vuelta

Mejor Vel.

Mejor vuelta para

11.454

116,180

58.234

117,457

24 - MARTINEZ CAVA, SALVA

Jefe de cronometraje; Cristina González Sánchez

Orbits

Director de Carrera;



www.mylaps.com

ciado a: FEDEMOTOCYL



RFME C.ESPAÑA MINIVEL/SUPERMOTO- KOTARR

MINIMOTOS ELECTRICAS

KOTARR 1,900 km

2M MINIMOTOS ELECTRICAS

04/08/2024 12:35

Carrera (10 Vueltas) iniciado a 12:35:35

Vuelta	mpo de vuelta	Dif. resp. 1°	Hora del día	Vuelta	mpo de vuelta	Dif. resp. 1°	Hora del día	Vuelta	mpo de vuelta	Dif. resp. 1°	Hora del día
(24) MARTINEZ CAVA, SALVA											
1			12:36:37.575	5	1:02.995	+0.240	12:40:55.310	7	1:02.938	+0.183	12:43:01.263
2	58.234		12:37:35.809	6	1:03.015	+0.260	12:41:58.325	8	1:03.194	+0.439	12:44:04.457
3	58.477	+0.243	12:38:34.286	9	1:03.028	+0.273	12:45:07.485	10	1:02.899	+0.144	12:46:10.384
4	58.678	+0.444	12:39:32.964								
5	58.454	+0.220	12:40:31.418								
6	58.635	+0.401	12:41:30.053								
7	58.264	+0.030	12:42:28.317								
8	58.378	+0.144	12:43:26.695								
9	58.509	+0.275	12:44:25.204								
10	59.182	+0.948	12:45:24.386								
(83) ITURAIN CASUSO, MARKEL											
1			12:36:40.941								
2	59.555	+0.856	12:37:40.496								
3	59.531	+0.832	12:38:40.027								
4	58.968	+0.269	12:39:38.995								
5	59.036	+0.337	12:40:38.031								
6	58.699		12:41:36.730								
7	59.448	+0.749	12:42:36.178								
8	59.278	+0.579	12:43:35.456								
9	1:00.052	+1.353	12:44:35.508								
10	1:00.332	+1.633	12:45:35.840								
(1) VIZUETE BANDERA, UNAI											
1			12:36:38.347								
2	59.702	+0.254	12:37:38.049								
3	59.512	+0.064	12:38:37.561								
4	59.537	+0.089	12:39:37.098								
5	59.539	+0.091	12:40:36.637								
6	59.724	+0.276	12:41:36.361								
7	59.708	+0.260	12:42:36.069								
8	59.448		12:43:35.517								
9	1:00.102	+0.654	12:44:35.619								
10	1:00.241	+0.793	12:45:35.860								
(45) CAPARROS MENOR, ABEL											
1			12:36:40.384								
2	59.989	+0.598	12:37:40.373								
3	59.852	+0.461	12:38:40.225								
4	59.391		12:39:39.616								
5	59.651	+0.260	12:40:39.267								
6	1:00.367	+0.976	12:41:39.634								
7	1:00.690	+1.299	12:42:40.324								
8	1:00.096	+0.705	12:43:40.420								
9	1:00.783	+1.392	12:44:41.203								
10	1:01.086	+1.695	12:45:42.289								
(42) LANCHO ALONSO, TAYLOR											
1			12:36:40.753								
2	1:02.708		12:37:43.461								
3	1:03.608	+0.900	12:38:47.069								
4	1:04.516	+1.808	12:39:51.585								
5	1:03.336	+0.628	12:40:54.921								
6	1:03.057	+0.349	12:41:57.978								
7	1:02.997	+0.289	12:43:00.975								
8	1:03.037	+0.329	12:44:04.012								
9	1:02.950	+0.242	12:45:06.962								
10	1:02.730	+0.022	12:46:09.692								
(16) LORENZO MORENO, CAYETANO											
1			12:36:42.483								
2	1:03.834	+1.079	12:37:46.317								
3	1:03.243	+0.488	12:38:49.560								
4	1:02.755		12:39:52.315								

Jefe de cronometraje; Cristina González Sánchez

Orbits

Director de Carrera;



www.mylaps.com
ciado a: FEDEMOTOCYL



RFME C.ESPAÑA MINIVEL/SUPERMOTO- KOTARR

Clasificado por mejor tiempo de vuelta

FIM MINI GP SPAIN SERIES 160/190

KOTARR 1,900 km

1º Q FIM MINI GP SPAIN SERIES 160/190

03/08/2024 11:56

Clasificación (11:00 Tiempo) iniciado a 11:55:56

Pos.	Nº	Nombre	Clase	Mejor Tm	En Vuelta	Vueltas	Dif. resp. 1º	anterior	Último Tº
1	46	LUCAS ESTEVE, ALVARO	FIM MiniGP - Spain 1	1:09.921	4	8			1:10.128
2	12	OBOL FOLCH, CESC	FIM MiniGP - Spain 1	1:10.022	6	8	0.101	0.101	1:10.640
3	23	REMESAL LOMAS, ALEX	FIM MiniGP - Spain 1	1:10.078	6	8	0.157	0.056	1:10.841
4	85	ZARAGOZA BENEDI, ENZO	FIM MiniGP - Spain 1	1:10.328	7	7	0.407	0.250	1:10.328
5	25	SUN , SHENGBO	FIM MiniGP - Spain 1	1:13.007	7	7	3.086	2.679	1:13.007
6	80	VINAGRE ASENSIO, MARCOS	FIM MiniGP - Spain 1	1:13.130	6	8	3.209	0.123	1:14.354
7	55	CAGIGAS GUTIERREZ, JOSE LUIS	FIM MiniGP - Spain 1	1:13.332	6	8	3.411	0.202	1:13.757
8	81	CEA VILCHEZ, JOSE	FIM MiniGP - Spain 1	1:13.461	6	7	3.540	0.129	2:48.454
9	11	PLAISTED , JUDD	FIM MiniGP - Spain 1	1:14.080	6	7	4.159	0.619	1:14.268
10	56	CAÑADILLAS GARRIDO, CRISTOBAL	FIM MiniGP - Spain 1	1:14.456	6	7	4.535	0.376	1:14.703
11	21	GARCIA ALCARAZ, SERGIO	FIM MiniGP - Spain 1	1:14.910	6	8	4.989	0.454	1:15.291
12	28	SERIO CAROCHINHO, CARLOTA	FIM MiniGP - Spain 1	1:16.850	5	7	6.929	1.940	1:16.911
13	7	MARTINEZ PASTOR, FERRAN	FIM MiniGP - Spain 1	1:16.861	4	7	6.940	0.011	1:17.239
14	52	PAREJA RUIZ, GERONIMO	FIM MiniGP - Spain 1	1:19.417	5	7	9.496	2.556	1:21.244
15	*23	JIMENEZ GONZALEZ, NICOLAS	FIM MiniGP - Spain 1		0				

Jefe de cronometraje; Cristina González Sánchez

Orbits

Director de Carrera;

www.mylaps.com
ciado a: FEDEMOTOCYL



RFME C.ESPAÑA MINIVEL/SUPERMOTO- KOTARR


FIM MINI GP SPAIN SERIES 160/190

KOTARR 1,900 km

1º Q FIM MINI GP SPAIN SERIES 160/190

03/08/2024 11:56

Clasificación (11:00 Tiempo) iniciado a 11:55:56



Vuelta	mpo de vuelta	Dif. resp. 1°	Hora del día	Vuelta	mpo de vuelta	Dif. resp. 1°	Hora del día	Vuelta	mpo de vuelta	Dif. resp. 1°	Hora del día
(46) LUCAS ESTEVE, ALVARO				(81) CEA VILCHEZ, JOSE							
1	1:12.214	+2.293	11:59:06.166	7	1:13.894	+0.562	12:06:30.667				
2	1:10.898	+0.977	12:00:17.064	8	1:13.757	+0.425	12:07:44.424				
3	1:09.939	+0.018	12:01:27.003	1	1:15.137	+1.676	11:59:08.271				
4	1:09.921		12:02:36.924	2	1:13.646	+0.185	12:00:21.917				
5	1:10.132	+0.211	12:03:47.056	3	1:13.616	+0.155	12:01:35.533				
6	1:11.664	+1.743	12:04:58.720	4	1:13.793	+0.332	12:02:49.326				
7	1:10.624	+0.703	12:06:09.344	5	1:13.833	+0.372	12:04:03.159				
8	1:10.128	+0.207	12:07:19.472	6	1:13.461		12:05:16.620				
				7	2:48.454	+1:34.993	12:08:05.074				
(12) OBIOL FOLCH, CESC				(11) PLAISTED, JUDD							
1	1:15.946	+5.924	11:58:49.219	1	1:19.530	+5.450	11:59:40.706				
2	1:11.384	+1.362	12:00:00.603	2	1:15.306	+1.226	12:00:56.012				
3	1:10.579	+0.557	12:01:11.182	3	1:14.466	+0.386	12:02:10.478				
4	1:11.126	+1.104	12:02:22.308	4	1:14.333	+0.253	12:03:24.811				
5	1:11.791	+1.769	12:03:34.099	5	1:14.152	+0.072	12:04:38.963				
6	1:10.022		12:04:44.121	6	1:14.080		12:05:53.043				
7	1:10.100	+0.078	12:05:54.221	7	1:14.268	+0.188	12:07:07.311				
8	1:10.640	+0.618	12:07:04.861								
(23) REMESAL LOMAS, ALEX				(56) CAÑADILLAS GARRIDO, CRISTOBAL							
1	1:17.646	+7.568	11:59:25.884	1	1:21.409	+6.953	11:59:24.746				
2	1:12.912	+2.834	12:00:38.796	2	1:17.043	+2.587	12:00:41.789				
3	1:11.529	+1.451	12:01:50.325	3	1:15.607	+1.151	12:01:57.396				
4	1:10.687	+0.609	12:03:01.012	4	1:14.673	+0.217	12:03:12.069				
5	1:10.168	+0.090	12:04:11.180	5	1:15.077	+0.621	12:04:27.146				
6	1:10.078		12:05:21.258	6	1:14.456		12:05:41.602				
7	1:11.015	+0.937	12:06:32.273	7	1:14.703	+0.247	12:06:56.305				
8	1:10.841	+0.763	12:07:43.114								
(85) ZARAGOZA BENEDI, ENZO				(21) GARCIA ALCARAZ, SERGIO							
1	1:12.526	+2.198	12:00:34.506	1	1:26.327	+11.417	11:59:02.785				
2	1:11.618	+1.290	12:01:46.124	2	1:15.978	+1.068	12:00:18.763				
3	1:10.690	+0.362	12:02:56.814	3	1:15.598	+0.688	12:01:34.361				
4	1:10.469	+0.141	12:04:07.283	4	1:15.765	+0.855	12:02:50.126				
5	1:10.985	+0.657	12:05:18.268	5	1:14.998	+0.088	12:04:05.124				
6	1:10.638	+0.310	12:06:28.906	6	1:14.910		12:05:20.034				
7	1:10.328		12:07:39.234	7	1:15.214	+0.304	12:06:35.248				
				8	1:15.291	+0.381	12:07:50.539				
(25) SUN, SHENGBO				(28) SERIO CAROCHINHO, CARLOTA							
1	1:19.068	+6.061	11:59:40.340	1	1:21.355	+4.505	11:59:39.966				
2	1:15.129	+2.122	12:00:55.469	2	1:19.985	+3.135	12:00:59.951				
3	1:14.257	+1.250	12:02:09.726	3	1:18.856	+2.006	12:02:18.807				
4	1:13.632	+0.625	12:03:23.358	4	1:17.691	+0.841	12:03:36.498				
5	1:13.478	+0.471	12:04:36.836	5	1:16.850		12:04:53.348				
6	1:13.029	+0.022	12:05:49.865	6	1:16.917	+0.067	12:06:10.265				
7	1:13.007		12:07:02.872	7	1:16.911	+0.061	12:07:27.176				
(80) VINAGRE ASENSIO, MARCOS				(7) MARTINEZ PASTOR, FERRAN							
1	1:19.023	+5.893	11:59:02.499	1	1:19.974	+3.113	11:59:18.635				
2	1:15.666	+2.536	12:00:18.165	2	1:18.738	+1.877	12:00:37.373				
3	1:13.975	+0.845	12:01:32.140	3	1:17.442	+0.581	12:01:54.815				
4	1:13.419	+0.289	12:02:45.559	4	1:16.861		12:03:11.676				
5	1:13.535	+0.405	12:03:59.094	5	1:19.494	+2.633	12:04:31.170				
6	1:13.130		12:05:12.224	6	1:18.666	+1.805	12:05:49.836				
7	1:24.197	+11.067	12:06:36.421	7	1:17.239	+0.378	12:07:07.075				
8	1:14.354	+1.224	12:07:50.775								
(55) CAGIGAS GUTIERREZ, JOSE LUIS				(52) PAREJA RUIZ, GERONIMO							
1	1:17.520	+4.188	11:59:02.377	1	1:22.687	+3.270	11:59:42.662				
2	1:18.415	+5.083	12:00:20.792	2	1:20.378	+0.961	12:01:03.040				
3	1:14.243	+0.911	12:01:35.035	3	1:20.260	+0.843	12:02:23.300				
4	1:14.599	+1.267	12:02:49.634	4	1:19.597	+0.180	12:03:42.897				
5	1:13.807	+0.475	12:04:03.441	5	1:19.417		12:05:02.314				
6	1:13.332		12:05:16.773	6	1:19.812	+0.395	12:06:22.126				
				7	1:21.244	+1.827	12:07:43.370				

Jefe de cronometraje; Cristina González Sánchez

Orbits

Director de Carrera;



www.mylaps.com
nciado a: FEDEMOTOCYL



RFME C.ESPAÑA MINIVEL/SUPERMOTO- KOTARR

Clasificado por mejor tiempo de vuelta

FIM MINI GP SPAIN SERIES 160/190

KOTARR 1,900 km

1º Q FIM MINI GP SPAIN SERIES 160/190

03/08/2024 11:56

Clasificación (11:00 Tiempo) iniciado a 11:55:56

Pos.	Nº	Nombre	Clase	Mejor Tm	En Vuelta	Vueltas	Dif. resp. 1º	anterior	Último Tº
FIM MiniGP - Spain 160 Series									
1	25	SUN , SHENGBO	FIM MiniGP - Spain 1	1:13.007	7	7			1:13.007
2	80	VINAGRE ASENSIO, MARCOS	FIM MiniGP - Spain 1	1:13.130	6	8	0.123	0.123	1:14.354
3	55	CAGIGAS GUTIERREZ, JOSE LUIS	FIM MiniGP - Spain 1	1:13.332	6	8	0.325	0.202	1:13.757
4	11	PLAISTED , JUDD	FIM MiniGP - Spain 1	1:14.080	6	7	1.073	0.748	1:14.268
5	56	CAÑADILLAS GARRIDO, CRISTOBAL	FIM MiniGP - Spain 1	1:14.456	6	7	1.449	0.376	1:14.703
6	21	GARCIA ALCARAZ, SERGIO	FIM MiniGP - Spain 1	1:14.910	6	8	1.903	0.454	1:15.291
7	7	MARTINEZ PASTOR, FERRAN	FIM MiniGP - Spain 1	1:16.861	4	7	3.854	1.951	1:17.239
8	52	PAREJA RUIZ, GERONIMO	FIM MiniGP - Spain 1	1:19.417	5	7	6.410	2.556	1:21.244
9	*23	JIMENEZ GONZALEZ, NICOLAS	FIM MiniGP - Spain 1		0				
FIM MiniGP - Spain 190 Series									
1	46	LUCAS ESTEVE, ALVARO	FIM MiniGP - Spain 1	1:09.921	4	8			1:10.128
2	12	OBIOL FOLCH, CESC	FIM MiniGP - Spain 1	1:10.022	6	8	0.101	0.101	1:10.640
3	23	REMESAL LOMAS, ALEX	FIM MiniGP - Spain 1	1:10.078	6	8	0.157	0.056	1:10.841
4	85	ZARAGOZA BENEDI, ENZO	FIM MiniGP - Spain 1	1:10.328	7	7	0.407	0.250	1:10.328
5	81	CEA VILCHEZ, JOSE	FIM MiniGP - Spain 1	1:13.461	6	7	3.540	3.133	2:48.454
6	28	SERIO CAROCHINHO, CARLOTA	FIM MiniGP - Spain 1	1:16.850	5	7	6.929	3.389	1:16.911

Jefe de cronometraje; Cristina González Sánchez

Orbits

Director de Carrera;

www.mylaps.com
ciado a: FEDEMOTOCYL



RFME C.ESPAÑA MINIVEL/SUPERMOTO- KOTARR

Clasificado por mejor tiempo de vuelta

FIM MINI GP SPAIN SERIES 160/190

KOTARR 1,900 km

2ª Q FIM MINI GP SPAIN SERIES 160/190

03/08/2024 18:56

Clasificación (11:00 Tiempo) iniciado a 18:56:18

Pos.	Nº	Nombre	Clase	Mejor Tm	En Vuelta	Vueltas	Dif. resp. 1º	anterior	Último Tº
1	46	LUCAS ESTEVE, ALVARO	FIM MiniGP - Spain 1	1:09.574	5	7			1:10.095
2	12	OBIAL FOLCH, CESC	FIM MiniGP - Spain 1	1:09.671	6	8	0.097	0.097	1:11.518
3	23	REMESAL LOMAS, ALEX	FIM MiniGP - Spain 1	1:10.008	4	8	0.434	0.337	1:10.169
4	85	ZARAGOZA BENEDI, ENZO	FIM MiniGP - Spain 1	1:10.123	6	8	0.549	0.115	1:13.891
5	80	VINAGRE ASENSIO, MARCOS	FIM MiniGP - Spain 1	1:12.862	4	8	3.288	2.739	1:13.525
6	81	CEA VILCHEZ, JOSE	FIM MiniGP - Spain 1	1:13.254	5	6	3.680	0.392	3:31.615
7	25	SUN , SHENGBO	FIM MiniGP - Spain 1	1:13.278	7	8	3.704	0.024	1:13.686
8	56	CAÑADILLAS GARRIDO, CRISTOBAL	FIM MiniGP - Spain 1	1:13.946	4	8	4.372	0.668	1:14.121
9	11	PLAISTED , JUDD	FIM MiniGP - Spain 1	1:13.955	8	8	4.381	0.009	1:13.955
10	21	GARCIA ALCARAZ, SERGIO	FIM MiniGP - Spain 1	1:14.164	4	8	4.590	0.209	1:14.473
11	*23	JIMENEZ GONZALEZ, NICOLAS	FIM MiniGP - Spain 1	1:14.277	6	8	4.703	0.113	1:14.993
12	55	CAGIGAS GUTIERREZ, JOSE LUIS	FIM MiniGP - Spain 1	1:14.336	4	5	4.762	0.059	1:14.385
13	28	SERIO CAROCHINHO, CARLOTA	FIM MiniGP - Spain 1	1:15.623	8	8	6.049	1.287	1:15.623
14	7	MARTINEZ PASTOR, FERRAN	FIM MiniGP - Spain 1	1:16.559	5	8	6.985	0.936	1:16.573
15	52	PAREJA RUIZ, GERONIMO	FIM MiniGP - Spain 1	1:18.730	7	7	9.156	2.171	1:18.730

Jefe de cronometraje; Cristina González Sánchez

Orbits

Director de Carrera;

www.mylaps.com
ciado a: FEDEMOTOCYL



RFME C.ESPAÑA MINIVEL/SUPERMOTO- KOTARR

FIM MINI GP SPAIN SERIES 160/190

KOTARR 1,900 km

2ª Q FIM MINI GP SPAIN SERIES 160/190

03/08/2024 18:56

Clasificación (11:00 Tiempo) iniciado a 18:56:18

Vuelta	mpo de vuelta	Dif. resp. 1°	Hora del día	Vuelta	mpo de vuelta	Dif. resp. 1°	Hora del día	Vuelta	mpo de vuelta	Dif. resp. 1°	Hora del día
(46) LUCAS ESTEVE, ALVARO				(56) CAÑADILLAS GARRIDO, CRISTOBAL				(52) PAREJA RUIZ, GERONIMO			
1	1:10.962	+1.388	18:59:10.453	8	1:13.686	+0.408	19:08:16.370	7	1:16.964	+0.405	19:06:56.366
2	1:11.683	+2.109	19:00:22.136	1	1:15.920	+1.974	18:59:08.052	8	1:16.573	+0.014	19:08:12.939
3	1:09.640	+0.066	19:01:31.776	2	1:14.034	+0.088	19:00:22.086	1	1:21.500	+2.770	18:59:26.364
4	1:11.875	+2.301	19:02:43.651	3	1:14.127	+0.181	19:01:36.213	2	1:20.221	+1.491	19:00:46.585
5	1:09.574		19:03:53.225	4	1:13.946		19:02:50.159	3	1:19.885	+1.155	19:02:06.470
6	2:56.363	+1:46.789	19:06:49.588	5	1:14.147	+0.201	19:04:04.306	4	1:18.747	+0.017	19:03:25.217
7	1:10.095	+0.521	19:07:59.683	6	1:13.948	+0.002	19:05:18.254	5	1:19.572	+0.842	19:04:44.789
(12) OBIOL FOLCH, CESC				(11) PLAISTED, JUDD				(21) GARCIA ALCARAZ, SERGIO			
1	1:15.279	+5.608	18:59:06.657	1	1:18.037	+4.082	18:59:33.300	1	1:22.206	+8.042	18:59:33.226
2	1:11.029	+1.358	19:00:17.686	2	1:15.543	+1.588	19:00:48.843	2	1:15.988	+1.824	19:00:49.214
3	1:10.117	+0.446	19:01:27.803	3	1:14.892	+0.937	19:02:03.735	3	1:15.152	+0.988	19:02:04.366
4	1:15.143	+5.472	19:02:42.946	4	1:14.207	+0.252	19:03:17.942	4	1:14.164		19:03:18.530
5	1:09.826	+0.155	19:03:52.772	5	1:18.924	+4.969	19:04:36.866	5	1:18.446	+4.282	19:04:36.976
6	1:09.671		19:05:02.443	6	1:14.360	+0.405	19:05:51.226	6	1:15.166	+1.002	19:05:52.142
7	1:17.937	+8.266	19:06:20.380	7	1:14.100	+0.145	19:07:05.326	7	1:14.315	+0.151	19:07:06.457
8	1:11.518	+1.847	19:07:31.898	8	1:13.955		19:08:19.281	8	1:14.473	+0.309	19:08:20.930
(23) REMESAL LOMAS, ALEX				(*23) JIMENEZ GONZALEZ, NICOLAS				(55) CAGIGAS GUTIERREZ, JOSE LUIS			
1	1:12.244	+2.236	18:59:09.099	1	1:20.266	+5.989	18:59:08.543	1	1:15.972	+1.636	19:02:22.233
2	1:11.277	+1.269	19:00:20.376	2	1:15.213	+0.936	19:00:23.756	2	1:15.056	+0.720	19:03:37.289
3	1:10.045	+0.037	19:01:30.421	3	1:15.152	+0.988	19:02:04.366	3	1:14.486	+0.150	19:04:51.775
4	1:10.008		19:02:40.429	4	1:14.164		19:03:18.530	4	1:14.336		19:06:06.111
5	1:13.682	+3.674	19:03:54.111	5	1:18.446	+4.282	19:04:36.976	5	1:14.385	+0.049	19:07:20.496
6	1:10.203	+0.195	19:05:04.314	6	1:15.166	+1.002	19:05:52.142	(28) SERIO CAROCHINHO, CARLOTA			
7	1:12.836	+2.828	19:06:17.150	7	1:14.315	+0.151	19:07:06.457	1	1:18.340	+2.717	18:59:24.997
8	1:10.169	+0.161	19:07:27.319	8	1:14.473	+0.309	19:08:20.930	2	1:17.036	+1.413	19:00:42.033
(85) ZARAGOZA BENEDI, ENZO				(7) MARTINEZ PASTOR, FERRAN				(81) CEA VILCHEZ, JOSE			
1	1:13.447	+3.324	18:59:06.509	1	1:19.926	+3.367	18:59:14.669	1	1:14.066	+0.812	18:59:05.975
2	1:14.927	+4.804	19:00:21.436	2	1:17.034	+0.475	19:00:31.703	2	1:14.342	+1.088	19:00:20.317
3	1:10.291	+0.168	19:01:31.727	3	1:17.793	+1.234	19:01:49.496	3	1:14.336	+1.082	19:01:34.653
4	1:10.781	+0.658	19:02:42.508	4	1:16.686	+0.127	19:03:06.182	4	1:13.619	+0.365	19:02:48.272
5	1:10.240	+0.117	19:03:52.748	5	1:16.559		19:04:22.741	5	1:13.254		19:04:01.526
6	1:10.123		19:05:02.871	6	1:16.661	+0.102	19:05:39.402	6	3:31.615	+2:18.361	19:07:33.141
7	1:12.342	+2.219	19:06:15.213	(80) VINAGRE ASENSIO, MARCOS				7	1:13.367	+0.505	19:06:37.188
8	1:13.891	+3.768	19:07:29.104	1	1:18.838	+5.976	18:59:10.695	8	1:13.891	+3.768	19:07:29.104
(80) VINAGRE ASENSIO, MARCOS				(55) CAGIGAS GUTIERREZ, JOSE LUIS				(81) CEA VILCHEZ, JOSE			
1	1:18.838	+5.976	18:59:10.695	1	1:15.972	+1.636	19:02:22.233	1	1:14.066	+0.812	18:59:05.975
2	1:15.426	+2.564	19:00:26.121	2	1:15.056	+0.720	19:03:37.289	2	1:14.342	+1.088	19:00:20.317
3	1:13.812	+0.950	19:01:39.933	3	1:14.486	+0.150	19:04:51.775	3	1:14.336	+1.082	19:01:34.653
4	1:12.862		19:02:52.795	4	1:14.336		19:06:06.111	4	1:13.619	+0.365	19:02:48.272
5	1:17.950	+5.088	19:04:10.745	5	1:14.385	+0.049	19:07:20.496	5	1:13.254		19:04:01.526
6	1:13.076	+0.214	19:05:23.821	(28) SERIO CAROCHINHO, CARLOTA				6	3:31.615	+2:18.361	19:07:33.141
7	1:13.367	+0.505	19:06:37.188	1	1:18.340	+2.717	18:59:24.997	7	1:13.367	+0.505	19:06:37.188
8	1:13.525	+0.663	19:07:50.713	2	1:17.036	+1.413	19:00:42.033	8	1:13.525	+0.663	19:07:50.713
(81) CEA VILCHEZ, JOSE				(55) CAGIGAS GUTIERREZ, JOSE LUIS				(81) CEA VILCHEZ, JOSE			
1	1:14.066	+0.812	18:59:05.975	1	1:15.972	+1.636	19:02:22.233	1	1:14.066	+0.812	18:59:05.975
2	1:14.342	+1.088	19:00:20.317	2	1:15.056	+0.720	19:03:37.289	2	1:14.342	+1.088	19:00:20.317
3	1:14.336	+1.082	19:01:34.653	3	1:14.486	+0.150	19:04:51.775	3	1:14.336	+1.082	19:01:34.653
4	1:13.619	+0.365	19:02:48.272	4	1:14.336		19:06:06.111	4	1:13.619	+0.365	19:02:48.272
5	1:13.254		19:04:01.526	5	1:14.385	+0.049	19:07:20.496	5	1:13.254		19:04:01.526
6	3:31.615	+2:18.361	19:07:33.141	(28) SERIO CAROCHINHO, CARLOTA				6	3:31.615	+2:18.361	19:07:33.141
(25) SUN, SHENGBO				(7) MARTINEZ PASTOR, FERRAN				(81) CEA VILCHEZ, JOSE			
1	1:18.411	+5.133	18:59:36.083	1	1:19.926	+3.367	18:59:14.669	1	1:14.066	+0.812	18:59:05.975
2	1:14.495	+1.217	19:00:50.578	2	1:17.034	+0.475	19:00:31.703	2	1:14.342	+1.088	19:00:20.317
3	1:13.905	+0.627	19:02:04.483	3	1:17.793	+1.234	19:01:49.496	3	1:14.336	+1.082	19:01:34.653
4	1:16.382	+3.104	19:03:20.865	4	1:16.686	+0.127	19:03:06.182	4	1:13.619	+0.365	19:02:48.272
5	1:15.153	+1.875	19:04:36.018	5	1:16.559		19:04:22.741	5	1:13.254		19:04:01.526
6	1:13.388	+0.110	19:05:49.406	6	1:16.661	+0.102	19:05:39.402	6	1:13.388	+0.110	19:05:49.406
7	1:13.276		19:07:02.684	(80) VINAGRE ASENSIO, MARCOS				7	1:13.276		19:07:02.684

Jefe de cronometraje; Cristina González Sánchez

Orbits

Director de Carrera;



www.mylaps.com
ciado a: FEDEMOTOCYL



RFME C.ESPAÑA MINIVEL/SUPERMOTO- KOTARR

Clasificado por mejor tiempo de vuelta

FIM MINI GP SPAIN SERIES 160/190

KOTARR 1,900 km

2ª Q FIM MINI GP SPAIN SERIES 160/190

03/08/2024 18:56

Clasificación (11:00 Tiempo) iniciado a 18:56:18

Pos.	Nº	Nombre	Clase	Mejor Tm	En Vuelta	Vueltas	Dif. resp. 1º	anterior	Último Tº
FIM MiniGP - Spain 160 Series									
1	80	VINAGRE ASENSIO, MARCOS	FIM MiniGP - Spain 1	1:12.862	4	8			1:13.525
2	25	SUN , SHENGBO	FIM MiniGP - Spain 1	1:13.278	7	8	0.416	0.416	1:13.686
3	56	CAÑADILLAS GARRIDO, CRISTOBAL	FIM MiniGP - Spain 1	1:13.946	4	8	1.084	0.668	1:14.121
4	11	PLAISTED , JUDD	FIM MiniGP - Spain 1	1:13.955	8	8	1.093	0.009	1:13.955
5	21	GARCIA ALCARAZ, SERGIO	FIM MiniGP - Spain 1	1:14.164	4	8	1.302	0.209	1:14.473
6	*23	JIMENEZ GONZALEZ, NICOLAS	FIM MiniGP - Spain 1	1:14.277	6	8	1.415	0.113	1:14.993
7	55	CAGIGAS GUTIERREZ, JOSE LUIS	FIM MiniGP - Spain 1	1:14.336	4	5	1.474	0.059	1:14.385
8	7	MARTINEZ PASTOR, FERRAN	FIM MiniGP - Spain 1	1:16.559	5	8	3.697	2.223	1:16.573
9	52	PAREJA RUIZ, GERONIMO	FIM MiniGP - Spain 1	1:18.730	7	7	5.868	2.171	1:18.730
FIM MiniGP - Spain 190 Series									
1	46	LUCAS ESTEVE, ALVARO	FIM MiniGP - Spain 1	1:09.574	5	7			1:10.095
2	12	OBIOL FOLCH, CESC	FIM MiniGP - Spain 1	1:09.671	6	8	0.097	0.097	1:11.518
3	23	REMESAL LOMAS, ALEX	FIM MiniGP - Spain 1	1:10.008	4	8	0.434	0.337	1:10.169
4	85	ZARAGOZA BENEDI, ENZO	FIM MiniGP - Spain 1	1:10.123	6	8	0.549	0.115	1:13.891
5	81	CEA VILCHEZ, JOSE	FIM MiniGP - Spain 1	1:13.254	5	6	3.680	3.131	3:31.615
6	28	SERIO CAROCHINHO, CARLOTA	FIM MiniGP - Spain 1	1:15.623	8	8	6.049	2.369	1:15.623

Jefe de cronometraje; Cristina González Sánchez

Orbits

Director de Carrera;

www.mylaps.com
ciado a: FEDEMOTOCYL




RFME C.ESPAÑA MINIVEL/SUPERMOTO- KOTARR

FIM MINI GP SPAIN SERIES 160/190

KOTARR 1,900 km

GENERAL ENTRENOS FIM MINI GP SPAIN 160 - 190



Pos.	Nº	Nombre	ejor Tº total	R1. Mejor Tm	R2. Mejor Tm
1	46	LUCAS ESTEVE, ALVARO	1:09.574	1:09.921	1:09.574
2	12	OBIOL FOLCH, CESC	1:09.671	1:10.022	1:09.671
3	23	REMESAL LOMAS, ALEX	1:10.008	1:10.078	1:10.008
4	85	ZARAGOZA BENEDI, ENZO	1:10.123	1:10.328	1:10.123
5	80	VINAGRE ASENSIO, MARCOS	1:12.862	1:13.130	1:12.862
6	25	SUN , SHENGBO	1:13.007	1:13.007	1:13.278
7	81	CEA VILCHEZ, JOSE	1:13.254	1:13.461	1:13.254
8	55	CAGIGAS GUTIERREZ, JOSE LUIS	1:13.332	1:13.332	1:14.336
9	56	CAÑADILLAS GARRIDO, CRISTOBAL	1:13.946	1:14.456	1:13.946
10	11	PLAISTED , JUDD	1:13.955	1:14.080	1:13.955
11	21	GARCIA ALCARAZ, SERGIO	1:14.164	1:14.910	1:14.164
12	*23	JIMENEZ GONZALEZ, NICOLAS	1:14.277		1:14.277
13	28	SERIO CAROCHINHO, CARLOTA	1:15.623	1:16.850	1:15.623
14	7	MARTINEZ PASTOR, FERRAN	1:16.559	1:16.861	1:16.559
15	52	PAREJA RUIZ, GERONIMO	1:18.730	1:19.417	1:18.730

Jefe de cronometraje; Cristina González Sánchez

Orbits

Director de Carrera;



www.mylaps.com
ciado a: FEDEMOTOCYL



RFME C.ESPAÑA MINIVEL/SUPERMOTO- KOTARR

Clasificado por mejor tiempo de vuelta

FIM MINI GP SPAIN SERIES 160/190

KOTARR 1,900 km

WARM UP FIM MINI GP SPAIN SERIES 160/190

04/08/2024 09:30

Clasificación (5:00 Tiempo) iniciado a 9:30:07

Pos.	Nº	Nombre	Clase	Mejor Tm	En Vuelta	Vueltas	Dif. resp. 1º	anterior	Último Tº
1	46	LUCAS ESTEVE, ALVARO	FIM MiniGP - Spain 1	1:10.650	3	3			1:10.650
2	12	OBIAL FOLCH, CESC	FIM MiniGP - Spain 1	1:11.547	3	3	0.897	0.897	1:11.547
3	85	ZARAGOZA BENEDI, ENZO	FIM MiniGP - Spain 1	1:11.588	3	3	0.938	0.041	1:11.588
4	23	REMESAL LOMAS, ALEX	FIM MiniGP - Spain 1	1:12.174	3	3	1.524	0.586	1:12.174
5	55	CAGIGAS GUTIERREZ, JOSE LUIS	FIM MiniGP - Spain 1	1:14.337	3	3	3.687	2.163	1:14.337
6	80	VINAGRE ASENSIO, MARCOS	FIM MiniGP - Spain 1	1:14.566	3	3	3.916	0.229	1:14.566
7	56	CAÑADILLAS GARRIDO, CRISTOBAL	FIM MiniGP - Spain 1	1:14.781	3	3	4.131	0.215	1:14.781
8	81	CEA VILCHEZ, JOSE	FIM MiniGP - Spain 1	1:15.134	3	3	4.484	0.353	1:15.134
9	28	SERIO CAROCHINHO, CARLOTA	FIM MiniGP - Spain 1	1:15.577	3	3	4.927	0.443	1:15.577
10	21	GARCIA ALCARAZ, SERGIO	FIM MiniGP - Spain 1	1:16.216	3	3	5.566	0.639	1:16.216
11	*23	JIMENEZ GONZALEZ, NICOLAS	FIM MiniGP - Spain 1	1:16.426	2	3	5.776	0.210	1:17.916
12	11	PLAISTED , JUDD	FIM MiniGP - Spain 1	1:18.000	2	2	7.350	1.574	1:18.000
13	7	MARTINEZ PASTOR, FERRAN	FIM MiniGP - Spain 1	1:18.233	3	3	7.583	0.233	1:18.233
14	52	PAREJA RUIZ, GERONIMO	FIM MiniGP - Spain 1	1:19.358	3	3	8.708	1.125	1:19.358
15	25	SUN , SHENGBO	FIM MiniGP - Spain 1	1:20.708	1	1	10.058	1.350	1:20.708

Jefe de cronometraje; Cristina González Sánchez

Orbits

Director de Carrera;



www.mylaps.com
 iniciado a: FEDEMOTOCYL



RFME C.ESPAÑA MINIVEL/SUPERMOTO- KOTARR

FIM MINI GP SPAIN SERIES 160/190

KOTARR 1,900 km

WARM UP FIM MINI GP SPAIN SERIES 160/190

04/08/2024 09:30

Clasificación (5:00 Tiempo) iniciado a 9:30:07

Vuelta	mpo de vuelta	Dif. resp. 1°	Hora del día	Vuelta	mpo de vuelta	Dif. resp. 1°	Hora del día	Vuelta	mpo de vuelta	Dif. resp. 1°	Hora del día
(46) LUCAS ESTEVE, ALVARO				1	1:12.067	+1.417	9:32:57.599	1	1:21.692	+2.334	9:33:31.727
2	1:11.013	+0.363	9:34:08.612	2	1:21.657	+2.299	9:34:53.384	3	1:19.358		9:36:12.742
3	1:10.650		9:35:19.262	(25) SUN , SHENGBO				1	1:20.708		9:33:24.137
(12) OBIOL FOLCH, CESC											
1	1:21.143	+9.596	9:33:22.964								
2	1:17.622	+6.075	9:34:40.586								
3	1:11.547		9:35:52.133								
(85) ZARAGOZA BENEDI, ENZO											
1	1:13.850	+2.262	9:32:51.698								
2	1:12.158	+0.570	9:34:03.856								
3	1:11.588		9:35:15.444								
(23) REMESAL LOMAS, ALEX											
1	1:20.799	+8.625	9:33:22.775								
2	1:16.232	+4.058	9:34:39.007								
3	1:12.174		9:35:51.181								
(55) CAGIGAS GUTIERREZ, JOSE LUIS											
1	1:16.666	+2.329	9:32:56.074								
2	1:14.774	+0.437	9:34:10.848								
3	1:14.337		9:35:25.185								
(80) VINAGRE ASENSIO, MARCOS											
1	1:18.716	+4.150	9:33:02.791								
2	1:16.188	+1.622	9:34:18.979								
3	1:14.566		9:35:33.545								
(56) CAÑADILLAS GARRIDO, CRISTOBAL											
1	1:20.508	+5.727	9:33:12.267								
2	1:15.809	+1.028	9:34:28.076								
3	1:14.781		9:35:42.857								
(81) CEA VILCHEZ, JOSE											
1	1:20.872	+5.738	9:33:20.703								
2	1:15.333	+0.199	9:34:36.036								
3	1:15.134		9:35:51.170								
(28) SERIO CAROCHINHO, CARLOTA											
1	1:18.884	+3.307	9:33:18.922								
2	1:16.517	+0.940	9:34:35.439								
3	1:15.577		9:35:51.016								
(21) GARCIA ALCARAZ, SERGIO											
1	1:17.854	+1.638	9:33:07.820								
2	1:16.886	+0.670	9:34:24.706								
3	1:16.216		9:35:40.922								
(*23) JIMENEZ GONZALEZ, NICOLAS											
1	1:19.277	+2.851	9:33:10.688								
2	1:16.426		9:34:27.114								
3	1:17.916	+1.490	9:35:45.030								
(11) PLAISTED , JUDD											
1	1:22.229	+4.229	9:34:05.627								
2	1:18.000		9:35:23.627								
(7) MARTINEZ PASTOR, FERRAN											
1	1:19.985	+1.752	9:33:27.738								
2	1:18.657	+0.424	9:34:46.395								
3	1:18.233		9:36:04.628								
(52) PAREJA RUIZ, GERONIMO											

Jefe de cronometraje; Cristina González Sánchez

Orbits

Director de Carrera;



www.mylaps.com
nciado a: FEDEMOTOCYL



RFME C.ESPAÑA MINIVEL/SUPERMOTO- KOTARR

Clasificado por mejor tiempo de vuelta

FIM MINI GP SPAIN SERIES 160/190

KOTARR 1,900 km

WARM UP FIM MINI GP SPAIN SERIES 160/190

04/08/2024 09:30

Clasificación (5:00 Tiempo) iniciado a 9:30:07

Pos.	Nº	Nombre	Clase	Mejor Tm	En Vuelta	Vueltas	Dif. resp. 1º	anterior	Último Tº
FIM MiniGP - Spain 160 Series									
1	55	CAGIGAS GUTIERREZ, JOSE LUIS	FIM MiniGP - Spain 1	1:14.337	3	3			1:14.337
2	80	VINAGRE ASENSIO, MARCOS	FIM MiniGP - Spain 1	1:14.566	3	3	0.229	0.229	1:14.566
3	56	CAÑADILLAS GARRIDO, CRISTOBAL	FIM MiniGP - Spain 1	1:14.781	3	3	0.444	0.215	1:14.781
4	21	GARCIA ALCARAZ, SERGIO	FIM MiniGP - Spain 1	1:16.216	3	3	1.879	1.435	1:16.216
5	*23	JIMENEZ GONZALEZ, NICOLAS	FIM MiniGP - Spain 1	1:16.426	2	3	2.089	0.210	1:17.916
6	11	PLAISTED, JUDD	FIM MiniGP - Spain 1	1:18.000	2	2	3.663	1.574	1:18.000
7	7	MARTINEZ PASTOR, FERRAN	FIM MiniGP - Spain 1	1:18.233	3	3	3.896	0.233	1:18.233
8	52	PAREJA RUIZ, GERONIMO	FIM MiniGP - Spain 1	1:19.358	3	3	5.021	1.125	1:19.358
9	25	SUN, SHENGBO	FIM MiniGP - Spain 1	1:20.708	1	1	6.371	1.350	1:20.708
FIM MiniGP - Spain 190 Series									
1	46	LUCAS ESTEVE, ALVARO	FIM MiniGP - Spain 1	1:10.650	3	3			1:10.650
2	12	OBIOL FOLCH, CESC	FIM MiniGP - Spain 1	1:11.547	3	3	0.897	0.897	1:11.547
3	85	ZARAGOZA BENEDI, ENZO	FIM MiniGP - Spain 1	1:11.588	3	3	0.938	0.041	1:11.588
4	23	REMESAL LOMAS, ALEX	FIM MiniGP - Spain 1	1:12.174	3	3	1.524	0.586	1:12.174
5	81	CEA VILCHEZ, JOSE	FIM MiniGP - Spain 1	1:15.134	3	3	4.484	2.960	1:15.134
6	28	SERIO CAROCHINHO, CARLOTA	FIM MiniGP - Spain 1	1:15.577	3	3	4.927	0.443	1:15.577

Jefe de cronometraje; Cristina González Sánchez

Orbits

Director de Carrera;

www.mylaps.com
ciado a: FEDEMOTOCYL



RFME C.ESPAÑA MINIVEL/SUPERMOTO- KOTARR

Clasificado por vueltas

FIM MINI GP SPAIN SERIES 160/190

KOTARR 1,900 km

1M FIM MINI GP SPAIN SERIES 160/190

04/08/2024 11:10

Carrera (12 Vueltas) iniciado a 11:13:14

Pos.	Nº	Nombre	Clase	eltas	Total Tº	ñf. resp. 1º	anterior	Mejor Tm	2º Mejor	Puntos	Club
1	12	OBIOL FOLCH, CESC	FIM MiniGP - Sp	12	14:00.310			1:09.433	1:09.603	25	MC Circuit Móra
2	46	LUCAS ESTEVE, ALVARO	FIM MiniGP - Sp	12	14:00.468	0.158	0.158	1:09.488	1:09.598	20	
3	23	REMESAL LOMAS, ALEX	FIM MiniGP - Sp	12	14:03.928	3.618	3.460	1:09.492	1:09.546	16	Mc Tarragona
4	85	ZARAGOZA BENEDI, ENZO	FIM MiniGP - Sp	12	14:04.173	3.863	0.245	1:09.538	1:09.545	13	Ctat. Albaida
5	55	CAGIGAS GUTIERREZ, JOSE LUIS	FIM MiniGP - Sp	12	14:44.687	44.377	40.514	1:13.171	1:13.218	25	
6	99	CEA VILCHEZ, JOSE	FIM MiniGP - Sp	12	14:47.208	46.898	2.521	1:13.068	1:13.317	11	
7	25	SUN, SHENGBO	FIM MiniGP - Sp	12	14:47.258	46.948	0.050	1:12.898	1:13.180	20	Rocco's MC
8	56	CAÑADILLAS GARRIDO, CRISTOBAL	FIM MiniGP - Sp	12	14:47.501	47.191	0.243	1:13.188	1:13.340	16	Mc Urso
9	80	VINAGRE ASENSIO, MARCOS	FIM MiniGP - Sp	12	14:47.863	47.553	0.362	1:13.222	1:13.413	13	C. M. Club Cirbón
10	28	SERIO CAROCHINHO, CARLOTA	FIM MiniGP - Sp	12	14:53.900	53.590	6.037	1:13.088	1:13.409	10	
11	11	PLAISTED, JUDD	FIM MiniGP - Sp	12	14:54.157	53.847	0.257	1:13.403	1:13.499	11	
12	*23	JIMENEZ GONZALEZ, NICOLAS	FIM MiniGP - Sp	12	14:54.591	54.281	0.434	1:13.811	1:13.837	10	
13	21	GARCIA ALCARAZ, SERGIO	FIM MiniGP - Sp	12	15:06.709	1:06.399	12.118	1:14.107	1:14.548	9	
14	52	PAREJA RUIZ, GERONIMO	FIM MiniGP - Sp	11	14:15.079	1 Vuelta	1 Vuelta	1:16.856	1:16.897	8	
15	7	MARTINEZ PASTOR, FERRAN	FIM MiniGP - Sp	11	14:20.535	1 Vuelta	5.456	1:16.818	1:16.879	7	MC Circuit Móra

Márgen de victoria

Velocidad media

Mejor tº de vuelta

Mejor Vel.

Mejor vuelta para

0.158

97,678

1:09.433

98,512

12 - OBIOL FOLCH, CESC

Jefe de cronometraje; Cristina González Sánchez

Orbits

Director de Carrera;



www.mylaps.com

ciado a: FEDEMOTOCYL



RFME C.ESPAÑA MINIVEL/SUPERMOTO- KOTARR

FIM MINI GP SPAIN SERIES 160/190

KOTARR 1,900 km

1M FIM MINI GP SPAIN SERIES 160/190

04/08/2024 11:10

Carrera (12 Vueltas) iniciado a 11:13:14

Vuelta	mpo de vuelta	Dif. resp. 1°	Hora del día	Vuelta	mpo de vuelta	Dif. resp. 1°	Hora del día	Vuelta	mpo de vuelta	Dif. resp. 1°	Hora del día
(12) OBIOL FOLCH, CESC											
1			11:14:27.655	9	1:13.463	+0.292	11:24:19.248	5	1:13.892	+0.804	11:19:31.528
2	1:10.012	+0.579	11:15:37.667	10	1:13.352	+0.181	11:25:32.600	6	1:13.452	+0.364	11:20:44.980
3	1:09.633	+0.200	11:16:47.300	11	1:13.171		11:26:45.771	7	1:13.859	+0.771	11:21:58.839
4	1:09.603	+0.170	11:17:56.903	12	1:13.409	+0.238	11:27:59.180	8	1:15.505	+2.417	11:23:14.344
5	1:09.620	+0.187	11:19:06.523	(99) CEA VILCHEZ, JOSE				9	1:13.409	+0.321	11:24:27.753
6	1:09.676	+0.243	11:20:16.199	1			11:14:32.314	10	1:13.088		11:25:40.841
7	1:09.758	+0.325	11:21:25.957	2	1:13.504	+0.436	11:15:45.818	11	1:14.126	+1.038	11:26:54.967
8	1:10.059	+0.626	11:22:36.016	3	1:13.401	+0.333	11:16:59.219	12	1:13.426	+0.338	11:28:08.393
9	1:09.752	+0.319	11:23:45.768	4	1:13.873	+0.805	11:18:13.092	(11) PLAISTED, JUDD			
10	1:09.687	+0.254	11:24:55.455	5	1:13.317	+0.249	11:19:26.409	1			11:14:34.603
11	1:09.915	+0.482	11:26:05.370	6	1:13.324	+0.256	11:20:39.733	2	1:15.093	+1.690	11:15:49.696
12	1:09.433		11:27:14.803	7	1:13.068		11:21:52.801	3	1:14.038	+0.635	11:17:03.734
(46) LUCAS ESTEVE, ALVARO				8	1:13.812	+0.744	11:23:06.613	4	1:14.231	+0.828	11:18:17.965
1			11:14:27.551	9	1:13.477	+0.409	11:24:20.090	5	1:13.776	+0.373	11:19:31.741
2	1:10.237	+0.749	11:15:37.788	10	1:13.565	+0.497	11:25:33.655	6	1:13.536	+0.133	11:20:45.277
3	1:09.609	+0.121	11:16:47.397	11	1:13.692	+0.624	11:26:47.347	7	1:13.534	+0.131	11:21:58.811
4	1:09.598	+0.110	11:17:56.995	12	1:14.354	+1.286	11:28:01.701	8	1:13.998	+0.595	11:23:12.809
5	1:09.641	+0.153	11:19:06.636	(25) SUN, SHENGBO				9	1:13.499	+0.096	11:24:26.308
6	1:09.685	+0.197	11:20:16.321	1			11:14:31.806	10	1:13.701	+0.298	11:25:40.009
7	1:09.765	+0.277	11:21:26.086	2	1:14.127	+1.229	11:15:45.933	11	1:15.238	+1.835	11:26:55.247
8	1:10.028	+0.540	11:22:36.114	3	1:14.090	+1.192	11:17:00.023	12	1:13.403		11:28:08.650
9	1:09.771	+0.283	11:23:45.885	4	1:13.278	+0.380	11:18:13.301	(*23) JIMENEZ GONZALEZ, NICOLAS			
10	1:09.661	+0.173	11:24:55.546	5	1:13.372	+0.474	11:19:26.673	1			11:14:32.774
11	1:09.927	+0.439	11:26:05.473	6	1:13.358	+0.460	11:20:40.031	2	1:14.616	+0.805	11:15:47.390
12	1:09.488		11:27:14.961	7	1:12.898		11:21:52.929	3	1:13.811		11:17:01.201
(23) REMESAL LOMAS, ALEX				8	1:13.240	+0.342	11:23:06.169	4	1:13.953	+0.142	11:18:15.154
1			11:14:28.244	9	1:13.180	+0.282	11:24:19.349	5	1:13.837	+0.026	11:19:28.991
2	1:10.017	+0.525	11:15:38.261	10	1:14.372	+1.474	11:25:33.721	6	1:14.121	+0.310	11:20:43.112
3	1:09.546	+0.054	11:16:47.807	11	1:13.714	+0.816	11:26:47.435	7	1:14.255	+0.444	11:21:57.367
4	1:09.749	+0.257	11:17:57.556	12	1:14.316	+1.418	11:28:01.751	8	1:14.302	+0.491	11:23:11.669
5	1:09.702	+0.210	11:19:07.258	(56) CAÑADILLAS GARRIDO, CRISTOBAL				9	1:13.951	+0.140	11:24:25.620
6	1:09.492		11:20:16.750	1			11:14:32.571	10	1:14.312	+0.501	11:25:39.932
7	1:09.644	+0.152	11:21:26.394	2	1:13.525	+0.337	11:15:46.096	11	1:14.768	+0.957	11:26:54.700
8	1:10.185	+0.693	11:22:36.579	3	1:13.740	+0.552	11:16:59.836	12	1:14.384	+0.573	11:28:09.084
9	1:10.176	+0.684	11:23:46.755	4	1:13.340	+0.152	11:18:13.176	(21) GARCIA ALCARAZ, SERGIO			
10	1:10.429	+0.937	11:24:57.184	5	1:13.353	+0.165	11:19:26.529	1			11:14:33.131
11	1:10.828	+1.336	11:26:08.012	6	1:13.355	+0.167	11:20:39.884	2	1:14.548	+0.441	11:15:47.679
12	1:10.409	+0.917	11:27:18.421	7	1:13.188		11:21:53.072	3	1:14.107		11:17:01.786
(85) ZARAGOZA BENEDI, ENZO				8	1:13.856	+0.668	11:23:06.928	4	1:14.723	+0.616	11:18:16.509
1			11:14:28.131	9	1:13.412	+0.224	11:24:20.340	5	1:15.285	+1.178	11:19:31.794
2	1:10.034	+0.496	11:15:38.165	10	1:13.559	+0.371	11:25:33.899	6	1:14.675	+0.568	11:20:46.469
3	1:09.545	+0.007	11:16:47.710	11	1:13.670	+0.482	11:26:47.569	7	1:15.772	+1.665	11:22:02.241
4	1:09.740	+0.202	11:17:57.450	12	1:14.425	+1.237	11:28:01.994	8	1:15.960	+1.853	11:23:18.201
5	1:09.616	+0.078	11:19:07.066	(80) VINAGRE ASENSIO, MARCOS				9	1:15.627	+1.520	11:24:33.828
6	1:09.538		11:20:16.604	1			11:14:31.299	10	1:15.875	+1.768	11:25:49.703
7	1:09.623	+0.085	11:21:26.227	2	1:13.875	+0.653	11:15:45.174	11	1:15.816	+1.709	11:27:05.519
8	1:10.285	+0.747	11:22:36.512	3	1:13.714	+0.492	11:16:58.888	12	1:15.683	+1.576	11:28:21.202
9	1:10.562	+1.024	11:23:47.074	4	1:13.504	+0.282	11:18:12.392	(52) PAREJA RUIZ, GERONIMO			
10	1:10.366	+0.828	11:24:57.440	5	1:13.531	+0.309	11:19:25.923	1			11:14:36.283
11	1:10.738	+1.200	11:26:08.178	6	1:13.222		11:20:39.145	2	1:18.470	+1.614	11:15:54.753
12	1:10.488	+0.950	11:27:18.666	7	1:13.413	+0.191	11:21:52.558	3	1:17.161	+0.305	11:17:11.914
(55) CAGIGAS GUTIERREZ, JOSE LUIS				8	1:14.506	+1.284	11:23:07.064	4	1:16.954	+0.098	11:18:28.868
1			11:14:31.426	9	1:13.578	+0.356	11:24:20.642	5	1:16.897	+0.041	11:19:45.765
2	1:13.614	+0.443	11:15:45.040	10	1:13.881	+0.659	11:25:34.523	6	1:16.856		11:21:02.621
3	1:13.686	+0.515	11:16:58.726	11	1:13.876	+0.654	11:26:48.399	7	1:17.008	+0.152	11:22:19.629
4	1:13.548	+0.377	11:18:12.274	12	1:13.957	+0.735	11:28:02.356	8	1:16.958	+0.102	11:23:36.587
5	1:13.525	+0.354	11:19:25.799	(28) SERIO CAROCHINHO, CARLOTA				9	1:17.296	+0.440	11:24:53.883
6	1:13.218	+0.047	11:20:39.017	1			11:14:34.284	10	1:18.229	+1.373	11:26:12.112
7	1:13.304	+0.133	11:21:52.321	2	1:15.101	+2.013	11:15:49.385	11	1:17.460	+0.604	11:27:29.572
8	1:13.464	+0.293	11:23:05.785	3	1:14.070	+0.982	11:17:03.455	(7) MARTINEZ PASTOR, FERRAN			
				4	1:14.181	+1.093	11:18:17.636	1			11:14:37.706

Jefe de cronometraje; Cristina González Sánchez

Orbits

Director de Carrera;



www.mylaps.com

nciado a: FEDEMOTOCYL



RFME C.ESPAÑA MINIVEL/SUPERMOTO- KOTARR


FIM MINI GP SPAIN SERIES 160/190

KOTARR 1,900 km

1M FIM MINI GP SPAIN SERIES 160/190

04/08/2024 11:10

Carrera (12 Vueltas) iniciado a 11:13:14



Vuelta	mpo de vuelta	Dif. resp. 1°	Hora del día	Vuelta	mpo de vuelta	Dif. resp. 1°	Hora del día	Vuelta	mpo de vuelta	Dif. resp. 1°	Hora del día
2	1:17.285	+0.467	11:15:54.991								
3	1:17.072	+0.254	11:17:12.063								
4	1:17.034	+0.216	11:18:29.097								
5	1:16.818		11:19:45.915								
6	1:16.887	+0.069	11:21:02.802								
7	1:16.992	+0.174	11:22:19.794								
8	1:16.967	+0.149	11:23:36.761								
9	1:24.062	+7.244	11:25:00.823								
10	1:16.879	+0.061	11:26:17.702								
11	1:17.326	+0.508	11:27:35.028								

Jefe de cronometraje; Cristina González Sánchez

Orbits

Director de Carrera;





RFME C.ESPAÑA MINIVEL/SUPERMOTO- KOTARR

Clasificado por vueltas

FIM MINI GP SPAIN SERIES 160/190

KOTARR 1,900 km

1M FIM MINI GP SPAIN SERIES 160/190

04/08/2024 11:10

Carrera (12 Vueltas) iniciado a 11:13:14

Pos.	Nº	Nombre	Clase	eltas	Total Tº	lif. resp. 1º	anterior	Mejor Tm	2º Mejor	Puntos	Club
FIM MiniGP - Spain 160 Series											
1	55	CAGIGAS GUTIERREZ, JOSE LUIS	FIM MiniGP - Sp	12	14:44.687			1:13.171	1:13.218	25	
2	25	SUN , SHENGBO	FIM MiniGP - Sp	12	14:47.258	2.571	2.571	1:12.898	1:13.180	20	Rocco´s MC
3	56	CAÑADILLAS GARRIDO, CRISTOBAL	FIM MiniGP - Sp	12	14:47.501	2.814	0.243	1:13.188	1:13.340	16	Mc. Urso
4	80	VINAGRE ASENSIO, MARCOS	FIM MiniGP - Sp	12	14:47.863	3.176	0.362	1:13.222	1:13.413	13	C. M. Club Cirbón
5	11	PLAISTED , JUDD	FIM MiniGP - Sp	12	14:54.157	9.470	6.294	1:13.403	1:13.499	11	
6	*23	JIMENEZ GONZALEZ, NICOLAS	FIM MiniGP - Sp	12	14:54.591	9.904	0.434	1:13.811	1:13.837	10	
7	21	GARCIA ALCARAZ, SERGIO	FIM MiniGP - Sp	12	15:06.709	22.022	12.118	1:14.107	1:14.548	9	
8	52	PAREJA RUIZ, GERONIMO	FIM MiniGP - Sp	11	14:15.079	1 Vuelta	1 Vuelta	1:16.856	1:16.897	8	
9	7	MARTINEZ PASTOR, FERRAN	FIM MiniGP - Sp	11	14:20.535	1 Vuelta	5.456	1:16.818	1:16.879	7	MC Circuit Móra
FIM MiniGP - Spain 190 Series											
1	12	OBIOL FOLCH, CESC	FIM MiniGP - Sp	12	14:00.310			1:09.433	1:09.603	25	MC Circuit Móra
2	46	LUCAS ESTEVE, ALVARO	FIM MiniGP - Sp	12	14:00.468	0.158	0.158	1:09.488	1:09.598	20	
3	23	REMESAL LOMAS, ALEX	FIM MiniGP - Sp	12	14:03.928	3.618	3.460	1:09.492	1:09.546	16	Mc Tarragona
4	85	ZARAGOZA BENEDI, ENZO	FIM MiniGP - Sp	12	14:04.173	3.863	0.245	1:09.538	1:09.545	13	Cat. Albaida
5	99	CEA VILCHEZ, JOSE	FIM MiniGP - Sp	12	14:47.208	46.898	43.035	1:13.068	1:13.317	11	
6	28	SERIO CAROCHINHO, CARLOTA	FIM MiniGP - Sp	12	14:53.900	53.590	6.692	1:13.088	1:13.409	10	

Márgen de victoria	Velocidad media	Mejor tº de vuelta	Mejor Vel.	Mejor vuelta para
0.158	97,678	1:09.433	98,512	12 - OBIOL FOLCH, CESC

Jefe de cronometraje; Cristina González Sánchez

Orbits

Director de Carrera;



www.mylaps.com

ciado a: FEDEMOTOCYL



RFME C.ESPAÑA MINIVEL/SUPERMOTO- KOTARR

Clasificado por vueltas

FIM MINI GP SPAIN SERIES 160/190

KOTARR 1,900 km

2M FIM MINI GP SPAIN SERIES 160/190

04/08/2024 13:00

Carrera (12 Vueltas) iniciado a 13:02:13

Pos.	Nº	Nombre	Clase	eltas	Total Tº	if. resp. 1º	anterior	Mejor Tm	2º Mejor	Puntos	Club
1	46	LUCAS ESTEVE, ALVARO	FIM MiniGP - Sp	12	14:04.265			1:09.889	1:09.893	25	
2	12	OBIOL FOLCH, CESC	FIM MiniGP - Sp	12	14:04.393	0.128	0.128	1:09.866	1:09.883	20	MC Circuit Móra
3	85	ZARAGOZA BENEDI, ENZO	FIM MiniGP - Sp	12	14:05.231	0.966	0.838	1:09.981	1:10.034	16	Clat. Albaida
4	23	REMESAL LOMAS, ALEX	FIM MiniGP - Sp	12	14:12.706	8.441	7.475	1:09.985	1:10.250	13	Mc Tarragona
5	28	SERIO CAROCHINHO, CARLOTA	FIM MiniGP - Sp	12	14:44.926	40.661	32.220	1:12.603	1:12.923	11	
6	55	CAGIGAS GUTIERREZ, JOSE LUIS	FIM MiniGP - Sp	12	14:45.640	41.375	0.714	1:13.179	1:13.229	25	
7	56	CAÑADILLAS GARRIDO, CRISTOBAL	FIM MiniGP - Sp	12	14:46.498	42.233	0.858	1:12.993	1:13.128	20	Mc Urso
8	25	SUN , SHENGBO	FIM MiniGP - Sp	12	14:46.676	42.411	0.178	1:13.037	1:13.137	16	Rocco's MC
9	80	VINAGRE ASENSIO, MARCOS	FIM MiniGP - Sp	12	14:47.840	43.575	1.164	1:13.386	1:13.441	13	C. M. Club Cirbón
10	21	GARCIA ALCARAZ, SERGIO	FIM MiniGP - Sp	12	14:52.110	47.845	4.270	1:13.549	1:13.663	11	
11	11	PLAISTED , JUDD	FIM MiniGP - Sp	12	14:52.121	47.856	0.011	1:13.388	1:13.524	10	
12	*23	JIMENEZ GONZALEZ, NICOLAS	FIM MiniGP - Sp	12	14:52.253	47.988	0.132	1:13.484	1:13.587	9	
13	52	PAREJA RUIZ, GERONIMO	FIM MiniGP - Sp	11	14:11.574	1 Vuelta	1 Vuelta	1:16.364	1:16.393	8	
14	7	MARTINEZ PASTOR, FERRAN	FIM MiniGP - Sp	11	14:18.436	1 Vuelta	6.862	1:16.435	1:16.636	7	MC Circuit Móra
15	99	CEA VILCHEZ, JOSE	FIM MiniGP - Sp	6	14:45.976	6 Vueltas	5 Vueltas	1:13.497	1:13.506	10	

Márgen de victoria

Velocidad media

Mejor tº de vuelta

Mejor Vel.

Mejor vuelta para

0.128

97,221

1:09.866

97,902

12 - OBIOL FOLCH, CESC

Jefe de cronometraje; Cristina González Sánchez

Orbits

Director de Carrera;



www.mylaps.com

ciado a: FEDEMOTOCYL



RFME C.ESPAÑA MINIVEL/SUPERMOTO- KOTARR

FIM MINI GP SPAIN SERIES 160/190

KOTARR 1,900 km

2M FIM MINI GP SPAIN SERIES 160/190

04/08/2024 13:00

Carrera (12 Vueltas) iniciado a 13:02:13

Vuelta	mpo de vuelta	Dif. resp. 1°	Hora del día	Vuelta	mpo de vuelta	Dif. resp. 1°	Hora del día	Vuelta	mpo de vuelta	Dif. resp. 1°	Hora del día
(46) LUCAS ESTEVE, ALVARO				(55) CAGIGAS GUTIERREZ, JOSE LUIS				(11) PLAISTED, JUDD			
1			13:03:25.950	9	1:13.238	+0.635	13:13:19.116	5	1:13.549		13:08:25.967
2	1:10.070	+0.181	13:04:36.020	10	1:13.194	+0.591	13:14:32.310	6	1:14.123	+0.574	13:09:40.090
3	1:09.889		13:05:45.909	11	1:12.923	+0.320	13:15:45.233	7	1:13.820	+0.271	13:10:53.910
4	1:09.893	+0.004	13:06:55.802	12	1:13.017	+0.414	13:16:58.250	8	1:14.499	+0.950	13:12:08.409
5	1:09.941	+0.052	13:08:05.743	(56) CAÑADILLAS GARRIDO, CRISTOBAL				9	1:13.833	+0.284	13:13:22.242
6	1:10.084	+0.195	13:09:15.827	1			13:03:30.120	10	1:13.982	+0.433	13:14:36.224
7	1:10.000	+0.111	13:10:25.827	2	1:13.642	+0.463	13:04:43.762	11	1:14.859	+1.310	13:15:51.083
8	1:10.546	+0.657	13:11:36.373	3	1:13.686	+0.507	13:05:57.448	12	1:14.351	+0.802	13:17:05.434
9	1:10.287	+0.398	13:12:46.660	4	1:13.462	+0.283	13:07:10.910	(23) JIMENEZ GONZALEZ, NICOLAS			
10	1:10.118	+0.229	13:13:56.778	5	1:13.660	+0.481	13:08:24.570	1			13:03:32.929
11	1:10.605	+0.716	13:15:07.383	6	1:13.530	+0.351	13:09:38.100	2	1:13.877	+0.489	13:04:45.285
12	1:10.206	+0.317	13:16:17.589	7	1:13.402	+0.223	13:10:51.502	3	1:13.586	+0.198	13:05:58.871
(12) OBIOL FOLCH, CESC				8	1:13.492	+0.313	13:12:04.994	4	1:14.370	+0.982	13:07:13.241
1			13:03:26.282	9	1:13.592	+0.413	13:13:18.586	5	1:13.608	+0.220	13:08:26.849
2	1:09.976	+0.110	13:04:36.258	10	1:13.970	+0.791	13:14:32.556	6	1:13.388		13:09:40.237
3	1:10.020	+0.154	13:05:46.278	11	1:13.229	+0.050	13:15:45.785	7	1:13.524	+0.136	13:10:53.761
4	1:09.866		13:06:56.144	12	1:13.179		13:16:58.964	8	1:14.694	+1.306	13:12:08.455
5	1:09.883	+0.017	13:08:06.027	(25) SUN, SHENGBO				9	1:13.697	+0.309	13:13:22.152
6	1:10.067	+0.201	13:09:16.094	1			13:03:30.206	10	1:13.862	+0.474	13:14:36.014
7	1:10.062	+0.196	13:10:26.156	2	1:13.768	+0.775	13:04:43.974	11	1:15.189	+1.801	13:15:51.203
8	1:10.425	+0.559	13:11:36.581	3	1:13.677	+0.684	13:05:57.651	12	1:14.242	+0.854	13:17:05.445
9	1:10.294	+0.428	13:12:46.875	4	1:14.317	+1.324	13:07:11.968	(85) ZARAGOZA BENEDI, ENZO			
10	1:10.042	+0.176	13:13:56.917	5	1:13.297	+0.304	13:08:25.265	1			13:03:26.885
11	1:10.641	+0.775	13:15:07.558	6	1:14.447	+1.454	13:09:39.712	2	1:14.219	+0.735	13:04:47.148
12	1:10.159	+0.293	13:16:17.717	7	1:13.128	+0.135	13:10:52.840	3	1:13.923	+0.439	13:06:01.071
(85) ZARAGOZA BENEDI, ENZO				8	1:13.382	+0.389	13:12:06.222	4	1:13.587	+0.103	13:07:14.658
1			13:03:26.885	9	1:13.344	+0.351	13:13:19.566	5	1:13.866	+0.382	13:08:28.524
2	1:10.192	+0.211	13:04:36.877	10	1:13.300	+0.307	13:14:32.866	6	1:13.738	+0.254	13:09:42.262
3	1:10.090	+0.109	13:05:46.967	11	1:12.993		13:15:45.859	7	1:14.127	+0.643	13:10:56.389
4	1:10.034	+0.053	13:06:57.001	12	1:13.963	+0.970	13:16:59.822	8	1:13.957	+0.473	13:12:10.346
5	1:10.119	+0.138	13:08:07.120	(29) REMESAL LOMAS, ALEX				9	1:13.720	+0.236	13:13:24.066
6	1:10.151	+0.170	13:09:17.271	1			13:03:30.440	10	1:14.221	+0.737	13:14:38.287
7	1:10.062	+0.081	13:10:27.333	2	1:13.705	+0.668	13:04:44.145	11	1:13.806	+0.322	13:15:52.093
8	1:09.981		13:11:37.314	3	1:14.288	+1.251	13:05:58.433	12	1:13.484		13:17:05.577
9	1:10.169	+0.188	13:12:47.483	4	1:13.798	+0.761	13:07:12.231	(52) PAREJA RUIZ, GERONIMO			
10	1:10.071	+0.090	13:13:57.554	5	1:13.241	+0.204	13:08:25.472	1			13:03:34.776
11	1:10.383	+0.402	13:15:07.937	6	1:13.137	+0.100	13:09:38.609	2	1:17.014	+0.650	13:04:51.790
12	1:10.618	+0.637	13:16:18.555	7	1:13.191	+0.154	13:10:51.800	3	1:16.882	+0.518	13:06:08.672
(29) REMESAL LOMAS, ALEX				8	1:14.233	+1.196	13:12:06.033	4	1:17.318	+0.954	13:07:25.990
1			13:03:26.880	9	1:13.738	+0.701	13:13:19.771	5	1:16.364		13:08:42.354
2	1:10.322	+0.337	13:04:37.202	10	1:13.274	+0.237	13:14:33.045	6	1:16.393	+0.029	13:09:58.747
3	1:10.250	+0.265	13:05:47.452	11	1:13.037		13:15:46.082	7	1:17.232	+0.868	13:11:15.979
4	1:09.985		13:06:57.437	12	1:13.918	+0.881	13:17:00.000	8	1:16.776	+0.412	13:12:32.755
5	1:10.642	+0.657	13:08:08.079	(80) VINAGRE ASENSIO, MARCOS				9	1:17.414	+1.050	13:13:50.169
6	1:10.323	+0.338	13:09:18.402	1			13:03:29.970	10	1:17.027	+0.663	13:15:07.196
7	1:10.528	+0.543	13:10:28.930	2	1:13.891	+0.505	13:04:43.861	11	1:17.702	+1.338	13:16:24.898
8	1:10.727	+0.742	13:11:39.657	3	1:13.698	+0.312	13:05:57.559	(7) MARTINEZ PASTOR, FERRAN			
9	1:11.810	+1.825	13:12:51.467	4	1:13.669	+0.283	13:07:11.228	1			13:03:34.948
10	1:11.320	+1.335	13:14:02.787	5	1:13.441	+0.055	13:08:24.669	2	1:16.999	+0.564	13:04:51.947
11	1:11.559	+1.574	13:15:14.346	6	1:13.550	+0.164	13:09:38.219	3	1:16.965	+0.530	13:06:08.912
12	1:11.684	+1.699	13:16:26.030	7	1:13.386		13:10:51.605	4	1:16.694	+0.259	13:07:25.606
(28) SERIO CAROCHINHO, CARLOTA				8	1:13.695	+0.309	13:12:05.300	5	1:16.435		13:08:42.041
1			13:03:32.738	9	1:14.193	+0.807	13:13:19.493	6	1:16.940	+0.505	13:09:58.981
2	1:13.376	+0.773	13:04:46.114	10	1:14.038	+0.652	13:14:33.531	7	1:17.317	+0.882	13:11:16.296
3	1:13.095	+0.492	13:05:59.209	11	1:13.773	+0.387	13:15:47.304	8	1:16.636	+0.201	13:12:32.934
4	1:13.615	+1.012	13:07:12.824	12	1:13.860	+0.474	13:17:01.164	9	1:17.591	+1.156	13:13:50.525
5	1:13.683	+1.080	13:08:26.507	(21) GARCIA ALCARAZ, SERGIO				10	1:21.512	+5.077	13:15:12.037
6	1:13.138	+0.535	13:09:39.645	1			13:03:31.247	11	1:19.723	+3.288	13:16:31.760
7	1:12.603		13:10:52.248	2	1:13.663	+0.114	13:04:44.910	(99) CEA VILCHEZ, JOSE			
8	1:13.630	+1.027	13:12:05.878	3	1:13.709	+0.160	13:05:58.619	1			13:03:30.923
				4	1:13.799	+0.250	13:07:12.418	2	1:13.506	+0.009	13:04:44.429

Jefe de cronometraje; Cristina González Sánchez

Orbits

Director de Carrera;



www.mylaps.com

ciado a: FEDEMOTOCYL



RFME C.ESPAÑA MINIVEL/SUPERMOTO- KOTARR

FIM MINI GP SPAIN SERIES 160/190

KOTARR 1,900 km

2M FIM MINI GP SPAIN SERIES 160/190

04/08/2024 13:00

Carrera (12 Vueltas) iniciado a 13:02:13

Vuelta	mpo de vuelta	Dif. resp. 1°	Hora del día	Vuelta	mpo de vuelta	Dif. resp. 1°	Hora del día	Vuelta	mpo de vuelta	Dif. resp. 1°	Hora del día
3	1:13.811	+0.314	13:05:58.240								
4	1:13.497		13:07:11.737								
5	8:33.210	+7:19.713	13:15:44.947								
6	1:14.353	+0.856	13:16:59.300								

Jefe de cronometraje; Cristina González Sánchez

Orbits

Director de Carrera;





RFME C.ESPAÑA MINIVEL/SUPERMOTO- KOTARR

Clasificado por vueltas

FIM MINI GP SPAIN SERIES 160/190

KOTARR 1,900 km

2M FIM MINI GP SPAIN SERIES 160/190

04/08/2024 13:00

Carrera (12 Vueltas) iniciado a 13:02:13

Pos.	Nº	Nombre	Clase	eltas	Total Tº	lif. resp. 1º	anterior	Mejor Tm	2º Mejor	Puntos	Club
FIM MiniGP - Spain 160 Series											
1	55	CAGIGAS GUTIERREZ, JOSE LUIS	FIM MiniGP - Sp	12	14:45.640			1:13.179	1:13.229	25	
2	56	CAÑADILLAS GARRIDO, CRISTOBAL	FIM MiniGP - Sp	12	14:46.498	0.858	0.858	1:12.993	1:13.128	20	Mc. Urso
3	25	SUN , SHENGBO	FIM MiniGP - Sp	12	14:46.676	1.036	0.178	1:13.037	1:13.137	16	Rocco´s MC
4	80	VINAGRE ASENSIO, MARCOS	FIM MiniGP - Sp	12	14:47.840	2.200	1.164	1:13.386	1:13.441	13	C. M. Club Cirbón
5	21	GARCIA ALCARAZ, SERGIO	FIM MiniGP - Sp	12	14:52.110	6.470	4.270	1:13.549	1:13.663	11	
6	11	PLAISTED , JUDD	FIM MiniGP - Sp	12	14:52.121	6.481	0.011	1:13.388	1:13.524	10	
7	*23	JIMENEZ GONZALEZ, NICOLAS	FIM MiniGP - Sp	12	14:52.253	6.613	0.132	1:13.484	1:13.587	9	
8	52	PAREJA RUIZ, GERONIMO	FIM MiniGP - Sp	11	14:11.574	1 Vuelta	1 Vuelta	1:16.364	1:16.393	8	
9	7	MARTINEZ PASTOR, FERRAN	FIM MiniGP - Sp	11	14:18.436	1 Vuelta	6.862	1:16.435	1:16.636	7	MC Circuit Móra
FIM MiniGP - Spain 190 Series											
1	46	LUCAS ESTEVE, ALVARO	FIM MiniGP - Sp	12	14:04.265			1:09.889	1:09.893	25	
2	12	OBIOL FOLCH, CESC	FIM MiniGP - Sp	12	14:04.393	0.128	0.128	1:09.866	1:09.883	20	MC Circuit Móra
3	85	ZARAGOZA BENEDI, ENZO	FIM MiniGP - Sp	12	14:05.231	0.966	0.838	1:09.981	1:10.034	16	Ctat. Albaida
4	23	REMESAL LOMAS, ALEX	FIM MiniGP - Sp	12	14:12.706	8.441	7.475	1:09.985	1:10.250	13	Mc Tarragona
5	28	SERIO CAROCHINHO, CARLOTA	FIM MiniGP - Sp	12	14:44.926	40.661	32.220	1:12.603	1:12.923	11	
6	99	CEA VILCHEZ, JOSE	FIM MiniGP - Sp	6	14:45.976	6 Vueltas	6 Vueltas	1:13.497	1:13.506	10	

Márgen de victoria

Velocidad media

Mejor tº de vuelta

Mejor Vel.

Mejor vuelta para

0.128

97,221

1:09.866

97,902

12 - OBIOL FOLCH, CESC

Jefe de cronometraje; Cristina González Sánchez

Orbits

Director de Carrera;



www.mylaps.com

ciado a: FEDEMOTOCYL