



RFME CE MINIVELOCIDAD KOTARR

Clasificado por mejor tiempo de vuelta


Minimoto 5.5

Kotarr 1,600 km

Entrenamiento Cronometrado I

04/04/2026 14:15

Clasificación (15:00 Tiempo) iniciado a 14:16:10



Pos.	Nº	Nombre	Mejor Tm	En Vuelta	Vueltas	Dif. resp. 1º	Club	Marca
1	45	HERNANDEZ FERNANDEZ, JULEN	59.101	9	14			POLINI
2	27	CABALLERO CASTRO, MARCO ANTONIO	59.933	15	15	0.832		POLINI
3	5	GARCIA SACCO, ALEJANDRO	1:00.288	6	14	1.187	Ctat. Albaida	
4	55	MERINO SOTO, ALEJANDRO	1:00.357	13	14	1.256		
5	18	GARCIA ESPINOSA, DARIO	1:00.397	13	14	1.296		
6	40	AMAT FRANCES, NICO	1:00.602	7	13	1.501	Ctat. Albaida	POLINI
7	78	FRANCO CARAVACA, LEO	1:00.848	8	15	1.747		POLINI
8	4	DAVALILLO PONS, GAEL	1:01.040	3	14	1.939	Ctat. Albaida	
9	42	LANCHO ALONSO, TAYLOR	1:01.075	10	13	1.974		POLINI
10	89	POGGI GRACIA, LEANDRO	1:01.484	14	14	2.383	Ctat. Albaida	
11	46	SANCHEZ RIQUELME, CRISTIAN	1:01.892	6	13	2.791		POLINI
12	17	FERNÁNDEZ ORTIZ, MARTÍN	1:02.089	13	13	2.988	Ctat. Albaida	POLINI
13	14	LOPEZ DIAZ, LEONARDO	1:02.909	12	13	3.808		POLINI
14	47	CERRATO SANCHEZ, LUCAS	1:04.837	13	13	5.736		POLINI
15	22	SANCHEZ SANCHEZ, KYLIAN	1:08.301	6	11	9.200		POLINI

Jefe de cronometraie

Orbits





RFME CE MINIVELOCIDAD KOTARR

Minimoto 5.5

Kotarr 1,600 km

Entrenamiento Cronometrado I

04/04/2026 14:15

Clasificación (15:00 Tiempo) iniciado a 14:16:10

Lap	Lap Tm	Diff	Time of Day
(45) HERNANDEZ FERNANDEZ, JULEN			
1			14:18:38.289
2	1:00.418	+1.317	14:19:38.707
3	1:00.034	+0.933	14:20:38.741
4	59.916	+0.815	14:21:38.657
5	59.620	+0.519	14:22:38.277
6	59.477	+0.376	14:23:37.754
7	59.564	+0.463	14:24:37.318
8	59.759	+0.658	14:25:37.077
9	59.101		14:26:36.178
10	1:00.550	+1.449	14:27:36.728
11	1:00.154	+1.053	14:28:36.882
12	1:00.108	+1.007	14:29:36.990
13	59.684	+0.583	14:30:36.674
14	59.752	+0.651	14:31:36.426

Lap	Lap Tm	Diff	Time of Day
(27) CABALLERO CASTRO, MARCO ANTONIO			
1			14:17:46.230
2	1:01.192	+1.259	14:18:47.422
3	1:00.844	+0.911	14:19:48.266
4	1:00.894	+0.961	14:20:49.160
5	1:00.523	+0.590	14:21:49.683
6	1:00.542	+0.609	14:22:50.225
7	1:00.274	+0.341	14:23:50.499
8	1:00.322	+0.389	14:24:50.821
9	1:00.237	+0.304	14:25:51.058
10	1:01.210	+1.277	14:26:52.268
11	1:00.504	+0.571	14:27:52.772
12	1:00.403	+0.470	14:28:53.175
13	1:00.282	+0.349	14:29:53.457
14	1:00.245	+0.312	14:30:53.702
15	59.933		14:31:53.635

Lap	Lap Tm	Diff	Time of Day
(5) GARCIA SACCO, ALEJANDRO			
1			14:18:27.849
2	1:00.839	+0.551	14:19:28.688
3	1:00.765	+0.477	14:20:29.453
4	1:00.432	+0.144	14:21:29.885
5	1:00.465	+0.177	14:22:30.350
6	1:00.288		14:23:30.638
7	1:00.874	+0.586	14:24:31.512
8	1:00.502	+0.214	14:25:32.014
9	1:00.526	+0.238	14:26:32.540
10	1:00.334	+0.046	14:27:32.874
11	1:00.733	+0.445	14:28:33.607
12	1:00.408	+0.120	14:29:34.015
13	1:00.554	+0.266	14:30:34.569
14	1:00.358	+0.070	14:31:34.927

Lap	Lap Tm	Diff	Time of Day
(55) MERINO SOTO, ALEJANDRO			
1			14:18:19.431
2	1:01.044	+0.687	14:19:20.475
3	1:01.008	+0.651	14:20:21.483
4	1:01.023	+0.666	14:21:22.506
5	1:01.766	+1.409	14:22:24.272
6	1:00.656	+0.299	14:23:24.928
7	1:00.777	+0.420	14:24:25.705
8	1:01.152	+0.795	14:25:26.857
9	1:01.162	+0.805	14:26:28.019
10	1:00.828	+0.471	14:27:28.847
11	1:00.498	+0.141	14:28:29.345
12	1:00.890	+0.533	14:29:30.235
13	1:00.357		14:30:30.592
14	1:00.410	+0.053	14:31:31.002

Lap	Lap Tm	Diff	Time of Day
(18) GARCIA ESPINOSA, DARIO			
1			14:18:19.097
2	1:01.248	+0.851	14:20:20.345
3	1:01.004	+0.607	14:20:21.349
4	1:01.025	+0.628	14:21:22.374
5	1:01.164	+0.767	14:22:23.538
6	1:01.271	+0.874	14:23:24.809
7	1:00.779	+0.382	14:24:25.588
8	1:01.682	+1.285	14:25:27.270
9	1:00.655	+0.258	14:26:27.925
10	1:00.846	+0.449	14:27:28.771
11	1:00.462	+0.065	14:28:29.233
12	1:00.832	+0.435	14:29:30.065
13	1:00.397		14:30:30.462
14	1:00.401	+0.004	14:31:30.863

Lap	Lap Tm	Diff	Time of Day
(40) AMAT FRANCES, NICO			
1			14:19:14.390
2	1:01.517	+0.915	14:20:15.907
3	1:01.229	+0.627	14:21:17.136
4	1:01.186	+0.584	14:22:18.322
5	1:00.869	+0.267	14:23:19.191
6	1:01.962	+1.360	14:24:21.153
7	1:00.602		14:25:21.755
8	1:01.876	+1.274	14:26:23.631
9	1:02.490	+1.888	14:27:26.121
10	1:00.935	+0.333	14:28:27.056
11	1:00.990	+0.388	14:29:28.046
12	1:00.763	+0.161	14:30:28.809
13	1:00.855	+0.253	14:31:29.664

Lap	Lap Tm	Diff	Time of Day
(78) FRANCO CARAVACA, LEO			
1			14:17:46.591
2	1:01.196	+0.348	14:18:47.787
3	1:00.938	+0.090	14:19:48.725
4	1:03.284	+2.436	14:20:52.009
5	1:01.764	+0.916	14:21:53.773
6	1:01.046	+0.198	14:22:54.819
7	1:01.410	+0.562	14:23:56.229
8	1:00.848		14:24:57.077
9	1:00.937	+0.089	14:25:58.014
10	1:01.354	+0.506	14:26:59.368
11	1:01.505	+0.657	14:28:00.873
12	1:01.552	+0.704	14:29:02.425
13	1:02.345	+1.497	14:30:04.770
14	1:01.498	+0.650	14:31:06.268
15	1:01.371	+0.523	14:32:07.639

Lap	Lap Tm	Diff	Time of Day
(4) DAVALILLO PONS, GAEL			
1			14:18:21.155
2	1:01.384	+0.344	14:19:22.539
3	1:01.040		14:20:23.579
4	1:01.759	+0.719	14:21:25.338
5	1:20.625	+19.585	14:22:45.963
6	1:01.868	+0.828	14:23:47.831
7	1:01.640	+0.600	14:24:49.471
8	1:01.523	+0.483	14:25:50.994
9	1:01.253	+0.213	14:26:52.247
10	1:01.521	+0.481	14:27:53.768
11	1:01.454	+0.414	14:28:55.222
12	1:01.228	+0.188	14:29:56.450
13	1:01.848	+0.808	14:30:58.298
14	1:01.177	+0.137	14:31:59.475

Lap	Lap Tm	Diff	Time of Day
(42) LANCHO ALONSO, TAYLOR			
1			14:18:58.013

Lap	Lap Tm	Diff	Time of Day
2	1:01.401	+0.326	14:19:59.414
3	1:01.081	+0.006	14:21:00.495
4	1:01.780	+0.705	14:22:02.275
5	1:01.634	+0.559	14:23:03.909
6	1:01.283	+0.208	14:24:05.192
7	1:01.221	+0.146	14:25:06.413
8	1:01.186	+0.111	14:26:07.599
9	1:01.202	+0.127	14:27:08.801
10	1:01.075		14:28:09.876
11	1:01.378	+0.303	14:29:11.254
12	1:01.391	+0.316	14:30:12.645
13	1:02.250	+1.175	14:31:14.895

Lap	Lap Tm	Diff	Time of Day
(89) POGGI GRACIA, LEANDRO			
1			14:18:25.380
2	1:03.689	+2.205	14:19:29.069
3	1:01.840	+0.356	14:20:30.909
4	1:02.349	+0.865	14:21:33.258
5	1:03.189	+1.705	14:22:36.447
6	1:02.552	+1.068	14:23:38.999
7	1:01.701	+0.217	14:24:40.700
8	1:02.665	+1.181	14:25:43.365
9	1:02.522	+1.038	14:26:45.887
10	1:05.869	+4.385	14:27:51.756
11	1:02.692	+1.208	14:28:54.448
12	1:01.718	+0.234	14:29:56.166
13	1:02.239	+0.755	14:30:58.405
14	1:01.484		14:31:59.889

Lap	Lap Tm	Diff	Time of Day
(46) SANCHEZ RIQUELME, CRISTIAN			
1			14:19:17.375
2	1:04.712	+2.820	14:20:22.087
3	1:02.995	+1.103	14:21:25.082
4	1:03.049	+1.157	14:22:28.131
5	1:02.458	+0.566	14:23:30.589
6	1:01.892		14:24:32.481
7	1:02.358	+0.466	14:25:34.839
8	1:03.011	+1.119	14:26:37.850
9	1:02.807	+0.915	14:27:40.657
10	1:03.779	+1.887	14:28:44.436
11	1:02.243	+0.351	14:29:46.679
12	1:01.957	+0.065	14:30:48.636
13	1:03.561	+1.669	14:31:52.197

Lap	Lap Tm	Diff	Time of Day
(17) FERNÁNDEZ ORTIZ, MARTÍN			
1			14:19:04.827
2	1:02.470	+0.381	14:20:07.297
3	1:03.165	+1.076	14:21:10.462
4	1:03.002	+0.913	14:22:13.464
5	1:02.408	+0.319	14:23:15.872
6	1:03.069	+0.980	14:24:18.941
7	1:02.537	+0.448	14:25:21.478
8	1:02.090	+0.001	14:26:23.568
9	1:02.500	+0.411	14:27:26.068
10	1:02.259	+0.170	14:28:28.327
11	1:02.360	+0.271	14:29:30.687
12	1:02.096	+0.007	14:30:32.783
13	1:02.089		14:31:34.872

Lap	Lap Tm	Diff	Time of Day
(14) LOPEZ DIAZ, LEONARDO			
1			14:19:03.940
2	1:04.656	+1.747	14:20:08.596
3	1:03.585	+0.676	14:21:12.181
4	1:03.521	+0.612	14:22:15.702
5	1:03.305	+0.396	14:23:19.007
6	1:06.898	+3.989	14:24:25.905





RFME CE MINIVELOCIDAD KOTARR

Minimoto 5.5

Kotarr 1,600 km

Entrenamiento Cronometrado I

04/04/2026 14:15

Clasificación (15:00 Tiempo) iniciado a 14:16:10



Lap	Lap Tm	Diff	Time of Day
7	1:05.786	+2.877	14:25:31.691
8	1:03.305	+0.396	14:26:34.996
9	1:04.596	+1.687	14:27:39.592
10	1:04.656	+1.747	14:28:44.248
11	1:03.380	+0.471	14:29:47.628
12	1:02.909		14:30:50.537
13	1:02.916	+0.007	14:31:53.453

(47) CERRATO SANCHEZ, LUCAS

1			14:18:47.612
2	1:05.351	+0.514	14:19:52.963
3	1:05.346	+0.509	14:20:58.309
4	1:07.038	+2.201	14:22:05.347
5	1:05.439	+0.602	14:23:10.786
6	1:04.986	+0.149	14:24:15.772
7	1:04.890	+0.053	14:25:20.662
8	1:05.135	+0.298	14:26:25.797
9	1:05.026	+0.189	14:27:30.823
10	1:05.526	+0.689	14:28:36.349
11	1:05.443	+0.606	14:29:41.792
12	1:05.522	+0.685	14:30:47.314
13	1:04.837		14:31:52.151

(22) SANCHEZ SANCHEZ, KYLIAN

1			14:18:02.289
2	2:50.905	+1:42.604	14:20:53.194
3	1:12.331	+4.030	14:22:05.525
4	1:10.465	+2.164	14:23:15.990
5	1:09.667	+1.366	14:24:25.657
6	1:08.301		14:25:33.958
7	1:09.811	+1.510	14:26:43.769
8	1:09.118	+0.817	14:27:52.887
9	1:08.451	+0.150	14:29:01.338
10	1:09.374	+1.073	14:30:10.712
11	1:08.809	+0.508	14:31:19.521

Jefe de cronometraie

Orbits





RFME CE MINIVELOCIDAD KOTARR

Clasificado por mejor tiempo de vuelta

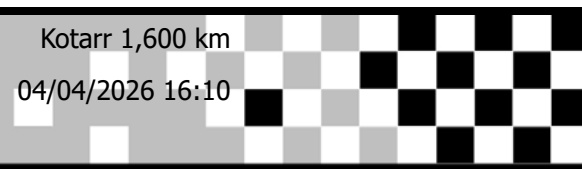
Minimoto 5.5

Kotarr 1,600 km

Entrenamiento Cronometrado II

04/04/2026 16:10

Clasificación (15:00 Tiempo) iniciado a 16:12:09



Pos.	Nº	Nombre	Mejor Tm	En Vuelta	Vueltas	Dif. resp. 1º	Club	Marca
1	45	HERNANDEZ FERNANDEZ, JULEN	59.003	3	13			POLINI
2	27	CABALLERO CASTRO, MARCO ANTONIO	59.736	6	15	0.733		POLINI
3	42	LANCHO ALONSO, TAYLOR	1:00.228	10	14	1.225		POLINI
4	5	GARCIA SACCO, ALEJANDRO	1:00.332	7	15	1.329	Ctat. Albaida	
5	18	GARCIA ESPINOSA, DARIO	1:00.427	3	15	1.424		
6	55	MERINO SOTO, ALEJANDRO	1:00.433	8	14	1.430		
7	40	AMAT FRANCES, NICO	1:00.448	10	15	1.445	Ctat. Albaida	POLINI
8	78	FRANCO CARAVACA, LEO	1:00.746	14	15	1.743		POLINI
9	4	DAVALILLO PONS, GAEL	1:01.372	9	11	2.369	Ctat. Albaida	
10	89	POGGI GRACIA, LEANDRO	1:01.607	3	13	2.604	Ctat. Albaida	
11	46	SANCHEZ RIQUELME, CRISTIAN	1:01.673	8	14	2.670		POLINI
12	17	FERNÁNDEZ ORTIZ, MARTÍN	1:01.871	9	14	2.868	Ctat. Albaida	POLINI
13	14	LOPEZ DIAZ, LEONARDO	1:01.871	4	14	2.868		POLINI
14	47	CERRATO SANCHEZ, LUCAS	1:04.385	10	14	5.382		POLINI
15	22	SANCHEZ SANCHEZ, KYLIAN	1:04.799	7	14	5.796		POLINI

Jefe de cronometraie

Orbits





RFME CE MINIVELOCIDAD KOTARR

Minimoto 5.5

Kotarr 1,600 km

Entrenamiento Cronometrado II

04/04/2026 16:10

Clasificación (15:00 Tiempo) iniciado a 16:12:09

Lap	Lap Tm	Diff	Time of Day
(45) HERNANDEZ FERNANDEZ, JULEN			
1			16:15:18.693
2	59.507	+0.504	16:16:18.200
3	59.003		16:17:17.203
4	59.253	+0.250	16:18:16.456
5	59.322	+0.319	16:19:15.778
6	59.521	+0.518	16:20:15.299
7	59.230	+0.227	16:21:14.529
8	59.197	+0.194	16:22:13.726
9	59.439	+0.436	16:23:13.165
10	59.519	+0.516	16:24:12.684
11	59.305	+0.302	16:25:11.989
12	59.735	+0.732	16:26:11.724
13	59.500	+0.497	16:27:11.224

Lap	Lap Tm	Diff	Time of Day
(27) CABALLERO CASTRO, MARCO ANTONIO			
1			16:13:26.351
2	1:00.106	+0.370	16:14:26.457
3	59.982	+0.246	16:15:26.439
4	59.919	+0.183	16:16:26.358
5	59.947	+0.211	16:17:26.305
6	59.736		16:18:26.041
7	59.992	+0.256	16:19:26.033
8	59.791	+0.055	16:20:25.824
9	59.819	+0.083	16:21:25.643
10	1:01.395	+1.659	16:22:27.038
11	1:00.780	+1.044	16:23:27.818
12	59.932	+0.196	16:24:27.750
13	59.769	+0.033	16:25:27.519
14	1:00.411	+0.675	16:26:27.930
15	1:00.990	+1.254	16:27:28.920

Lap	Lap Tm	Diff	Time of Day
(42) LANCHO ALONSO, TAYLOR			
1			16:14:03.382
2	1:01.731	+1.503	16:15:05.113
3	1:01.634	+1.406	16:16:06.747
4	1:00.857	+0.629	16:17:07.604
5	1:01.505	+1.277	16:18:09.109
6	1:01.786	+1.558	16:19:10.895
7	1:01.322	+1.094	16:20:12.217
8	1:00.602	+0.374	16:21:12.819
9	1:00.902	+0.674	16:22:13.721
10	1:00.228		16:23:13.949
11	1:00.295	+0.067	16:24:14.244
12	1:00.586	+0.358	16:25:14.830
13	1:00.596	+0.368	16:26:15.426
14	1:00.522	+0.294	16:27:15.948

Lap	Lap Tm	Diff	Time of Day
(5) GARCIA SACCO, ALEJANDRO			
1			16:13:53.221
2	1:01.462	+1.130	16:14:54.683
3	1:00.729	+0.397	16:15:55.412
4	1:01.123	+0.791	16:16:56.535
5	1:02.703	+2.371	16:17:59.238
6	1:00.472	+0.140	16:18:59.710
7	1:00.332		16:20:00.042
8	1:00.367	+0.035	16:21:00.409
9	1:00.738	+0.406	16:22:01.147
10	1:00.799	+0.467	16:23:01.946
11	1:01.591	+1.259	16:24:03.537
12	1:01.028	+0.696	16:25:04.565
13	1:01.390	+1.058	16:26:05.955
14	1:00.594	+0.262	16:27:06.549
15	1:01.058	+0.726	16:28:07.607

Lap	Lap Tm	Diff	Time of Day
(18) GARCIA ESPINOSA, DARIO			
1			16:13:53.091
2	1:02.198	+1.771	16:14:55.289
3	1:00.427		16:15:55.716
4	1:01.219	+0.792	16:16:56.935
5	1:01.013	+0.586	16:17:57.948
6	1:00.831	+0.404	16:18:58.779
7	1:00.976	+0.549	16:19:59.755
8	1:00.550	+0.123	16:21:00.305
9	1:01.553	+1.126	16:22:01.858
10	1:00.443	+0.016	16:23:02.301
11	1:00.884	+0.457	16:24:03.185
12	1:01.613	+1.186	16:25:04.798
13	1:00.636	+0.209	16:26:05.434
14	1:01.406	+0.979	16:27:06.840
15	1:00.598	+0.171	16:28:07.438

Lap	Lap Tm	Diff	Time of Day
(55) MERINO SOTO, ALEJANDRO			
1			16:13:52.749
2	1:18.275	+17.842	16:15:11.024
3	1:01.428	+0.995	16:16:12.452
4	1:01.238	+0.805	16:17:13.690
5	1:01.353	+0.920	16:18:15.043
6	1:00.897	+0.464	16:19:15.940
7	1:00.588	+0.155	16:20:16.528
8	1:00.433		16:21:16.961
9	1:01.076	+0.643	16:22:18.037
10	1:01.377	+0.944	16:23:19.414
11	1:01.632	+1.199	16:24:21.046
12	1:04.783	+4.350	16:25:25.829
13	1:01.549	+1.116	16:26:27.378
14	1:01.712	+1.279	16:27:29.090

Lap	Lap Tm	Diff	Time of Day
(40) AMAT FRANCES, NICO			
1			16:13:32.841
2	1:01.154	+0.706	16:14:33.995
3	1:00.637	+0.189	16:15:34.632
4	1:00.698	+0.250	16:16:35.330
5	1:00.614	+0.166	16:17:35.944
6	1:00.874	+0.426	16:18:36.818
7	1:00.806	+0.358	16:19:37.624
8	1:00.677	+0.229	16:20:38.301
9	1:00.568	+0.120	16:21:38.869
10	1:00.448		16:22:39.317
11	1:00.539	+0.091	16:23:39.856
12	1:00.819	+0.371	16:24:40.675
13	1:01.492	+1.044	16:25:42.167
14	1:01.931	+1.483	16:26:44.098
15	1:01.204	+0.756	16:27:45.302

Lap	Lap Tm	Diff	Time of Day
(78) FRANCO CARAVACA, LEO			
1			16:13:27.734
2	1:01.752	+1.006	16:14:29.486
3	1:01.232	+0.486	16:15:30.718
4	1:01.152	+0.406	16:16:31.870
5	1:01.073	+0.327	16:17:32.943
6	1:22.616	+21.870	16:18:55.559
7	1:01.872	+1.126	16:19:57.431
8	1:01.651	+0.905	16:20:59.082
9	1:01.492	+0.746	16:22:00.574
10	1:01.309	+0.563	16:23:01.883
11	1:01.467	+0.721	16:24:03.350
12	1:01.869	+1.123	16:25:05.219
13	1:01.083	+0.337	16:26:06.302
14	1:00.746		16:27:07.048
15	1:00.777	+0.031	16:28:07.825

Lap	Lap Tm	Diff	Time of Day
(4) DAVALILLO PONS, GAEL			
1			16:13:54.717
2	1:01.678	+0.306	16:14:56.395
3	1:01.534	+0.162	16:15:57.929
4	1:01.925	+0.553	16:16:59.854
5	1:01.484	+0.112	16:18:01.338
6	1:01.423	+0.051	16:19:02.761
7	1:01.504	+0.132	16:20:04.265
8	1:01.490	+0.118	16:21:05.755
9	1:01.372		16:22:07.127
10	1:01.467	+0.095	16:23:08.594
p11	4:56.989	+3:55.617	16:28:05.583

Lap	Lap Tm	Diff	Time of Day
(89) POGGI GRACIA, LEANDRO			
1			16:13:36.958
2	1:02.292	+0.685	16:14:39.250
3	1:01.607		16:15:40.857
4	1:01.712	+0.105	16:16:42.569
p5	1:00.212	-1.395	16:17:42.781
p6	2:00.996	+59.389	16:19:43.777
7	1:58.113	+56.506	16:21:41.890
8	1:02.964	+1.357	16:22:44.854
9	1:01.875	+0.268	16:23:46.729
10	1:01.998	+0.391	16:24:48.727
11	1:02.803	+1.196	16:25:51.530
12	1:01.615	+0.008	16:26:53.145
13	1:01.670	+0.063	16:27:54.815

Lap	Lap Tm	Diff	Time of Day
(46) SANCHEZ RIQUELME, CRISTIAN			
1			16:14:09.287
2	1:02.230	+0.557	16:15:11.517
3	1:02.616	+0.943	16:16:14.133
4	1:01.868	+0.195	16:17:16.001
5	1:01.918	+0.245	16:18:17.919
6	1:01.976	+0.303	16:19:19.895
7	1:02.039	+0.366	16:20:21.934
8	1:01.673		16:21:23.607
9	1:03.113	+1.440	16:22:26.720
10	1:01.952	+0.279	16:23:28.672
11	1:02.140	+0.467	16:24:30.812
12	1:02.116	+0.443	16:25:32.928
13	1:02.096	+0.423	16:26:35.024
14	1:01.753	+0.080	16:27:36.777

Lap	Lap Tm	Diff	Time of Day
(17) FERNÁNDEZ ORTIZ, MARTÍN			
1			16:13:59.731
2	1:03.167	+1.296	16:15:02.898
3	1:02.681	+0.810	16:16:05.579
4	1:02.387	+0.516	16:17:07.966
5	1:01.927	+0.056	16:18:09.893
6	1:02.749	+0.878	16:19:12.642
7	1:02.320	+0.449	16:20:14.962
8	1:01.891	+0.020	16:21:16.853
9	1:01.871		16:22:18.724
10	1:02.056	+0.185	16:23:20.780
11	1:02.431	+0.560	16:24:23.211
12	1:02.533	+0.662	16:25:25.744
13	1:02.122	+0.251	16:26:27.866
14	1:01.991	+0.120	16:27:29.857

Lap	Lap Tm	Diff	Time of Day
(14) LOPEZ DIAZ, LEONARDO			
1			16:14:01.371
2	1:02.800	+0.929	16:15:04.171
3	1:02.759	+0.888	16:16:06.930
4	1:01.871		16:17:08.801

Jefe de cronometraje Orbits





RFME CE MINIVELOCIDAD KOTARR

Minimoto 5.5

Kotarr 1,600 km

Entrenamiento Cronometrado II

04/04/2026 16:10

Clasificación (15:00 Tiempo) iniciado a 16:12:09



Lap	Lap Tm	Diff	Time of Day
5	1:02.394	+0.523	16:18:11.195
6	1:02.729	+0.858	16:19:13.924
7	1:02.627	+0.756	16:20:16.551
8	1:04.745	+2.874	16:21:21.296
9	1:05.730	+3.859	16:22:27.026
10	1:05.033	+3.162	16:23:32.059
11	1:05.300	+3.429	16:24:37.359
12	1:03.453	+1.582	16:25:40.812
13	1:03.213	+1.342	16:26:44.025
14	1:02.875	+1.004	16:27:46.900

(47) CERRATO SANCHEZ, LUCAS

1			16:14:02.980
2	1:05.371	+0.986	16:15:08.351
3	1:05.646	+1.261	16:16:13.997
4	1:05.359	+0.974	16:17:19.356
5	1:05.088	+0.703	16:18:24.444
6	1:05.068	+0.683	16:19:29.512
7	1:05.114	+0.729	16:20:34.626
8	1:05.288	+0.903	16:21:39.914
9	1:04.991	+0.606	16:22:44.905
10	1:04.385		16:23:49.290
11	1:05.518	+1.133	16:24:54.808
12	1:04.754	+0.369	16:25:59.562
13	1:04.841	+0.456	16:27:04.403
14	1:05.338	+0.953	16:28:09.741

(22) SANCHEZ SANCHEZ, KYLIAN

1			16:13:39.900
2	1:07.987	+3.188	16:14:47.887
3	1:05.992	+1.193	16:15:53.879
4	1:06.025	+1.226	16:16:59.904
5	1:05.276	+0.477	16:18:05.180
6	1:06.327	+1.528	16:19:11.507
7	1:04.799		16:20:16.306
8	1:04.827	+0.028	16:21:21.133
9	1:05.597	+0.798	16:22:26.730
10	1:05.137	+0.338	16:23:31.867
11	1:06.103	+1.304	16:24:37.970
12	1:05.678	+0.879	16:25:43.648
13	1:05.837	+1.038	16:26:49.485
14	1:05.176	+0.377	16:27:54.661

Jefe de cronometraie

Orbits






RFME CE MINIVELOCIDAD KOTARR

Minimoto 5.5

Kotarr 1,600 km

Minimoto 5.5 Fusion Q1-Q2



Pos.	Nº	Nombre	Mejor Tº total	Q-1 Mejor Tm	Q-2 Mejor Tm
1	45	HERNANDEZ FERNANDEZ, JULEN	59.003	59.101	59.003
2	27	CABALLERO CASTRO, MARCO ANTONIO	59.736	59.933	59.736
3	42	LANCHO ALONSO, TAYLOR	1:00.228	1:01.075	1:00.228
4	5	GARCIA SACCO, ALEJANDRO	1:00.288	1:00.288	1:00.332
5	55	MERINO SOTO, ALEJANDRO	1:00.357	1:00.357	1:00.433
6	18	GARCIA ESPINOSA, DARIO	1:00.397	1:00.397	1:00.427
7	40	AMAT FRANCES, NICO	1:00.448	1:00.602	1:00.448
8	78	FRANCO CARAVACA, LEO	1:00.746	1:00.848	1:00.746
9	4	DAVALILLO PONS, GAEL	1:01.040	1:01.040	1:01.372
10	89	POGGI GRACIA, LEANDRO	1:01.484	1:01.484	1:01.607
11	46	SANCHEZ RIQUELME, CRISTIAN	1:01.673	1:01.892	1:01.673
12	17	FERNÁNDEZ ORTIZ, MARTÍN	1:01.871	1:02.089	1:01.871
13	14	LOPEZ DIAZ, LEONARDO	1:01.871	1:02.909	1:01.871
14	47	CERRATO SANCHEZ, LUCAS	1:04.385	1:04.837	1:04.385
15	22	SANCHEZ SANCHEZ, KYLIAN	1:04.799	1:08.301	1:04.799

Jefe de cronometraje

Orbits





RFME CE MINIVELOCIDAD KOTARR

Minimoto 5.5

Kotarr 1,600 km

Race-1

05/04/2026 10:10

Carrera (9 Vueltas)

POLE POSITION

3
42
6
18
9
4
12
17
15
22

2
27
5
55
8
78
11
46
14
47

1
45
4
5
7
40
10
89
13
14

1
2
3
4
5

Jefe de cronometraie

Orbits





RFME CE MINIVELOCIDAD KOTARR

Clasificado por vueltas

Minimoto 5.5

Kotarr 1,600 km

Race-1

05/04/2026 10:10

Carrera (9 Vueltas) iniciado a 10:14:31

Pos.	Nº	Nombre	Total Tº	V.	Dif. resp. 1º	Dif. ant	Mejor T.	En V.	Marca	Club	Ptos
1	45	HERNANDEZ FERNANDEZ, JULEN	10:02.100	10			58.916	9	POLINI		26
2	55	MERINO SOTO, ALEJANDRO	10:12.526	10	10.426	10.426	1:00.028	6			20
3	78	FRANCO CARAVACA, LEO	10:12.916	10	10.816	0.390	1:00.062	5	POLINI		16
4	40	AMAT FRANCES, NICO	10:13.055	10	10.955	0.139	1:00.174	5	POLINI	Ctat. Albaida	13
5	89	POGGI GRACIA, LEANDRO	10:21.682	10	19.582	8.627	1:00.942	5		Ctat. Albaida	11
6	27	CABALLERO CASTRO, MARCO ANTONI	10:21.771	10	19.671	0.089	59.607	9	POLINI		10
7	42	LANCHO ALONSO, TAYLOR	10:22.504	10	20.404	0.733	1:00.952	4	POLINI		9
8	17	FERNÁNDEZ ORTIZ, MARTÍN	10:27.791	10	25.691	5.287	1:01.436	7	POLINI	Ctat. Albaida	8
9	4	DAVALILLO PONS, GAEL	10:27.803	10	25.703	0.012	1:01.426	7		Ctat. Albaida	7
10	46	SANCHEZ RIQUELME, CRISTIAN	10:28.312	10	26.212	0.509	1:01.305	8	POLINI		6
11	14	LOPEZ DIAZ, LEONARDO	10:42.918	10	40.818	14.606	1:02.837	2	POLINI		5
12	22	SANCHEZ SANCHEZ, KYLIAN	11:03.872	10	1:01.772	20.954	1:04.206	2	POLINI		4
13	47	CERRATO SANCHEZ, LUCAS	11:04.198	10	1:02.098	0.326	1:04.747	5	POLINI		3
14	5	GARCIA SACCO, ALEJANDRO	10:02.587	9	1 Vuelta	1 Vuelta	1:00.015	9		Ctat. Albaida	2

No clasificado

NT	18	GARCIA ESPINOSA, DARIO	8:11.586	8	NT		1:00.047	5			0
----	----	------------------------	----------	---	----	--	----------	---	--	--	---

Notificaciones

#45 mas 1 punto por vuelta rapida

Márgen de victoria	Velocidad media	Mejor tº de vuelta	Mejor Vel.	Mejor vuelta para
10.426	95,665	58.916	97,766	45 - HERNANDEZ FERNANDEZ, J

Jefe de cronometraie

Orbits





RFME CE MINIVELOCIDAD KOTARR

Minimoto 5.5

Kotarr 1,600 km

Race-1

05/04/2026 10:10

Carrera (9 Vueltas) iniciado a 10:14:31

Lap	Lap Tm	Diff	Time of Day
(45) HERNANDEZ FERNANDEZ, JULEN			
1	1:03.938	+5.022	10:15:38.558
2	59.492	+0.576	10:16:38.050
3	59.613	+0.697	10:17:37.663
4	59.820	+0.904	10:18:37.483
5	59.593	+0.677	10:19:37.076
6	59.207	+0.291	10:20:36.283
7	59.330	+0.414	10:21:35.613
8	59.252	+0.336	10:22:34.865
9	58.916		10:23:33.781
10	59.392	+0.476	10:24:33.173

Lap	Lap Tm	Diff	Time of Day
(55) MERINO SOTO, ALEJANDRO			
1	1:03.923	+3.895	10:15:39.057
2	1:00.702	+0.674	10:16:39.759
3	1:00.678	+0.650	10:17:40.437
4	1:00.625	+0.597	10:18:41.062
5	1:00.444	+0.416	10:19:41.506
6	1:00.028		10:20:41.534
7	1:00.522	+0.494	10:21:42.056
8	1:00.403	+0.375	10:22:42.459
9	1:00.560	+0.532	10:23:43.019
10	1:00.580	+0.552	10:24:43.599

Lap	Lap Tm	Diff	Time of Day
(78) FRANCO CARAVACA, LEO			
1	1:03.593	+3.531	10:15:39.543
2	1:00.457	+0.395	10:16:40.000
3	1:00.679	+0.617	10:17:40.679
4	1:00.742	+0.680	10:18:41.421
5	1:00.062		10:19:41.483
6	1:00.381	+0.319	10:20:41.864
7	1:00.333	+0.271	10:21:42.197
8	1:00.597	+0.535	10:22:42.794
9	1:00.375	+0.313	10:23:43.169
10	1:00.820	+0.758	10:24:43.989

Lap	Lap Tm	Diff	Time of Day
(40) AMAT FRANCES, NICO			
1	1:04.680	+4.506	10:15:40.439
2	1:00.467	+0.293	10:16:40.906
3	1:00.310	+0.136	10:17:41.216
4	1:00.482	+0.308	10:18:41.698
5	1:00.174		10:19:41.872
6	1:00.250	+0.076	10:20:42.122
7	1:00.275	+0.101	10:21:42.397
8	1:00.624	+0.450	10:22:43.021
9	1:00.347	+0.173	10:23:43.368
10	1:00.760	+0.586	10:24:44.128

Lap	Lap Tm	Diff	Time of Day
(89) POGGI GRACIA, LEANDRO			
1	1:05.203	+4.261	10:15:41.432
2	1:01.559	+0.617	10:16:42.991
3	1:01.348	+0.406	10:17:44.339
4	1:01.084	+0.142	10:18:45.423
5	1:00.942		10:19:46.365
6	1:01.033	+0.091	10:20:47.398
7	1:01.007	+0.065	10:21:48.405
8	1:01.482	+0.540	10:22:49.887
9	1:01.573	+0.631	10:23:51.460
10	1:01.295	+0.353	10:24:52.755

Lap	Lap Tm	Diff	Time of Day
(27) CABALLERO CASTRO, MARCO ANTONIO			
1	1:04.693	+5.086	10:15:39.243
2	1:00.562	+0.955	10:16:39.805
3	1:00.480	+0.873	10:17:40.285
4	1:00.675	+1.068	10:18:40.960

Lap	Lap Tm	Diff	Time of Day
5	59.732	+0.125	10:19:40.692
6	1:11.430	+11.823	10:20:52.122
7	1:00.245	+0.638	10:21:52.367
8	59.746	+0.139	10:22:52.113
9	59.607		10:23:51.720
10	1:01.124	+1.517	10:24:52.844

Lap	Lap Tm	Diff	Time of Day
(42) LANCHO ALONSO, TAYLOR			
1	1:05.934	+4.982	10:15:40.865
2	1:00.963	+0.011	10:16:41.828
3	1:01.276	+0.324	10:17:43.104
4	1:00.952		10:18:44.056
5	1:01.506	+0.554	10:19:45.562
6	1:01.513	+0.561	10:20:47.075
7	1:01.282	+0.330	10:21:48.357
8	1:01.464	+0.512	10:22:49.821
9	1:01.579	+0.627	10:23:51.400
10	1:02.177	+1.225	10:24:53.577

Lap	Lap Tm	Diff	Time of Day
(17) FERNÁNDEZ ORTIZ, MARTÍN			
1	1:05.938	+4.502	10:15:42.788
2	1:01.802	+0.366	10:16:44.590
3	1:01.618	+0.182	10:17:46.208
4	1:01.899	+0.463	10:18:48.107
5	1:02.034	+0.598	10:19:50.141
6	1:02.414	+0.978	10:20:52.555
7	1:01.436		10:21:53.991
8	1:01.470	+0.034	10:22:55.461
9	1:01.914	+0.478	10:23:57.375
10	1:01.489	+0.053	10:24:58.864

Lap	Lap Tm	Diff	Time of Day
(4) DAVALILLO PONS, GAEL			
1	1:06.907	+5.481	10:15:43.256
2	1:01.724	+0.298	10:16:44.980
3	1:01.740	+0.314	10:17:46.720
4	1:01.561	+0.135	10:18:48.281
5	1:02.083	+0.657	10:19:50.364
6	1:02.120	+0.694	10:20:52.484
7	1:01.426		10:21:53.910
8	1:01.443	+0.017	10:22:55.353
9	1:01.888	+0.462	10:23:57.241
10	1:01.635	+0.209	10:24:58.876

Lap	Lap Tm	Diff	Time of Day
(46) SANCHEZ RIQUELME, CRISTIAN			
1	1:05.805	+4.500	10:15:42.267
2	1:01.962	+0.657	10:16:44.229
3	1:02.498	+1.193	10:17:46.727
4	1:01.717	+0.412	10:18:48.444
5	1:02.026	+0.721	10:19:50.470
6	1:02.323	+1.018	10:20:52.793
7	1:01.699	+0.394	10:21:54.492
8	1:01.305		10:22:55.797
9	1:02.152	+0.847	10:23:57.949
10	1:01.436	+0.131	10:24:59.385

Lap	Lap Tm	Diff	Time of Day
(14) LOPEZ DIAZ, LEONARDO			
1	1:07.354	+4.517	10:15:44.340
2	1:02.837		10:16:47.177
3	1:03.942	+1.105	10:17:51.119
4	1:03.175	+0.338	10:18:54.294
5	1:03.316	+0.479	10:19:57.610
6	1:03.254	+0.417	10:21:00.864
7	1:03.347	+0.510	10:22:04.211
8	1:03.021	+0.184	10:23:07.232
9	1:03.493	+0.656	10:24:10.725
10	1:03.266	+0.429	10:25:13.991

Lap	Lap Tm	Diff	Time of Day
(22) SANCHEZ SANCHEZ, KYLIAN			
1	1:07.340	+3.134	10:15:44.859
2	1:04.206		10:16:49.065
3	1:05.267	+1.061	10:17:54.332
4	1:05.455	+1.249	10:18:59.787
5	1:05.452	+1.246	10:20:05.239
6	1:05.683	+1.477	10:21:10.922
7	1:05.615	+1.409	10:22:16.537
8	1:05.862	+1.656	10:23:22.399
9	1:06.430	+2.224	10:24:28.829
10	1:06.116	+1.910	10:25:34.945

Lap	Lap Tm	Diff	Time of Day
(47) CERRATO SANCHEZ, LUCAS			
1	1:08.621	+3.874	10:15:46.035
2	1:05.116	+0.369	10:16:51.151
3	1:05.087	+0.340	10:17:56.238
4	1:05.183	+0.436	10:19:01.421
5	1:04.747		10:20:06.168
6	1:05.057	+0.310	10:21:11.225
7	1:05.537	+0.790	10:22:16.762
8	1:05.977	+1.230	10:23:22.739
9	1:06.329	+1.582	10:24:29.068
10	1:06.203	+1.456	10:25:35.271

Lap	Lap Tm	Diff	Time of Day
(5) GARCIA SACCO, ALEJANDRO			
1	1:50.311	+50.296	10:16:25.275
2	1:01.779	+1.764	10:17:27.054
3	1:01.246	+1.231	10:18:28.300
4	1:01.456	+1.441	10:19:29.756
5	1:01.188	+1.173	10:20:30.944
6	1:01.032	+1.017	10:21:31.976
7	1:00.985	+0.970	10:22:32.961
8	1:00.684	+0.669	10:23:33.645
9	1:00.015		10:24:33.660

Lap	Lap Tm	Diff	Time of Day
(18) GARCIA ESPINOSA, DARIO			
1	1:03.427	+3.380	10:15:38.953
2	1:00.688	+0.641	10:16:39.641
3	1:00.508	+0.461	10:17:40.149
4	1:00.721	+0.674	10:18:40.870
5	1:00.047		10:19:40.917
6	1:00.540	+0.493	10:20:41.457
7	1:00.481	+0.434	10:21:41.938
8	1:00.721	+0.674	10:22:42.659

Jefe de cronometraie

Orbits





RFME CE MINIVELOCIDAD KOTARR

Clasificado por vueltas

Minimoto 5.5

Kotarr 1,600 km

Race-2

05/04/2026 12:25

Carrera (9 Vueltas) iniciado a 12:27:53

Pos.	Nº	Nombre	Total Tº	V.	Dif. resp. 1º	Dif. ant	Mejor T.	En V.	Marca	Club	Ptos
1	45	HERNANDEZ FERNANDEZ, JULEN	9:01.344	9			59.138	2	POLINI		26
2	27	CABALLERO CASTRO, MARCO ANTONIU	9:02.489	9	1.145	1.145	59.385	3	POLINI		20
3	5	GARCIA SACCO, ALEJANDRO	9:10.084	9	8.740	7.595	1:00.263	3		Ctat. Albaida	16
4	42	LANCHO ALONSO, TAYLOR	9:10.221	9	8.877	0.137	1:00.140	8	POLINI		13
5	55	MERINO SOTO, ALEJANDRO	9:11.116	9	9.772	0.895	59.978	2			11
6	17	FERNÁNDEZ ORTIZ, MARTÍN	9:14.310	9	12.966	3.194	1:00.587	9	POLINI	Ctat. Albaida	10
7	18	GARCIA ESPINOSA, DARIO	9:14.371	9	13.027	0.061	1:00.577	9			9
8	78	FRANCO CARAVACA, LEO	9:14.550	9	13.206	0.179	1:00.404	9	POLINI		8
9	40	AMAT FRANCES, NICO	9:14.701	9	13.357	0.151	1:00.420	9	POLINI	Ctat. Albaida	7
10	89	POGGI GRACIA, LEANDRO	9:15.839	9	14.495	1.138	1:00.860	7		Ctat. Albaida	6
11	14	LOPEZ DIAZ, LEONARDO	9:33.923	9	32.579	18.084	1:02.239	4	POLINI		5
12	47	CERRATO SANCHEZ, LUCAS	9:50.197	9	48.853	16.274	1:04.155	2	POLINI		4
13	46	SANCHEZ RIQUELME, CRISTIAN	9:12.110	8	1 Vuelta	1 Vuelta	1:01.024	3	POLINI		3

No clasificado

NT	22	SANCHEZ SANCHEZ, KYLIAN	6:46.434	6	NT		1:05.171	2	POLINI		0
NT	4	DAVALILLO PONS, GAEL	4:11.662	4	NT		1:00.988	2		Ctat. Albaida	0

Notificaciones

#45 mas 1 punto por vuelta rapida

Márgen de victoria	Velocidad media	Mejor tº de vuelta	Mejor Vel.	Mejor vuelta para
1.145	95,762	59.138	97,399	45 - HERNANDEZ FERNANDEZ, J

Jefe de cronometraie

Orbits



RFME CE MINIVELOCIDAD KOTARR

Minimoto 5.5

Kotarr 1,600 km

Race-2

05/04/2026 12:25

Carrera (9 Vueltas) iniciado a 12:27:53

Lap	Lap Tm	Diff	Time of Day
(45) HERNANDEZ FERNANDEZ, JULEN			
1	1:03.964	+4.826	12:28:58.543
2	59.138		12:29:57.681
3	59.200	+0.062	12:30:56.881
4	59.198	+0.060	12:31:56.079
5	59.363	+0.225	12:32:55.442
6	59.795	+0.657	12:33:55.237
7	59.184	+0.046	12:34:54.421
8	1:00.383	+1.245	12:35:54.804
9	1:00.280	+1.142	12:36:55.084

Lap	Lap Tm	Diff	Time of Day
(27) CABALLERO CASTRO, MARCO ANTONIO			
1	1:03.533	+4.148	12:28:58.471
2	59.678	+0.293	12:29:58.149
3	59.385		12:30:57.534
4	59.425	+0.040	12:31:56.959
5	59.702	+0.317	12:32:56.661
6	59.785	+0.400	12:33:56.446
7	59.879	+0.494	12:34:56.325
8	59.968	+0.583	12:35:56.293
9	59.936	+0.551	12:36:56.229

Lap	Lap Tm	Diff	Time of Day
(5) GARCIA SACCO, ALEJANDRO			
1	1:04.299	+4.036	12:28:59.886
2	1:00.385	+0.122	12:30:00.271
3	1:00.263		12:31:00.534
4	1:00.579	+0.316	12:32:01.113
5	1:00.596	+0.333	12:33:01.709
6	1:00.514	+0.251	12:34:02.223
7	1:00.500	+0.237	12:35:02.723
8	1:00.334	+0.071	12:36:03.057
9	1:00.767	+0.504	12:37:03.824

Lap	Lap Tm	Diff	Time of Day
(42) LANCHO ALONSO, TAYLOR			
1	1:04.667	+4.527	12:29:00.066
2	1:00.814	+0.674	12:30:00.880
3	1:00.561	+0.421	12:31:01.441
4	1:00.349	+0.209	12:32:01.790
5	1:00.379	+0.239	12:33:02.169
6	1:00.512	+0.372	12:34:02.681
7	1:00.729	+0.589	12:35:03.410
8	1:00.140		12:36:03.550
9	1:00.411	+0.271	12:37:03.961

Lap	Lap Tm	Diff	Time of Day
(55) MERINO SOTO, ALEJANDRO			
1	1:03.347	+3.369	12:28:59.046
2	59.978		12:29:59.024
3	1:00.580	+0.602	12:30:59.604
4	1:01.331	+1.353	12:32:00.935
5	1:01.036	+1.058	12:33:01.971
6	1:00.561	+0.583	12:34:02.532
7	1:00.495	+0.517	12:35:03.027
8	1:00.599	+0.621	12:36:03.626
9	1:01.230	+1.252	12:37:04.856

Lap	Lap Tm	Diff	Time of Day
(17) FERNÁNDEZ ORTIZ, MARTÍN			
1	1:03.744	+3.157	12:29:01.177
2	1:01.054	+0.467	12:30:02.231
3	1:01.054	+0.467	12:31:03.285
4	1:00.750	+0.163	12:32:04.035
5	1:00.896	+0.309	12:33:04.931
6	1:00.646	+0.059	12:34:05.577
7	1:00.955	+0.368	12:35:06.532
8	1:00.931	+0.344	12:36:07.463
9	1:00.587		12:37:08.050

Lap	Lap Tm	Diff	Time of Day
(18) GARCIA ESPINOSA, DARIO			
1	1:03.991	+3.414	12:28:59.849
2	1:00.938	+0.361	12:30:00.787
3	1:01.424	+0.847	12:31:02.211
4	1:01.403	+0.826	12:32:03.614
5	1:01.013	+0.436	12:33:04.627
6	1:01.043	+0.466	12:34:05.670
7	1:00.988	+0.411	12:35:06.658
8	1:00.876	+0.299	12:36:07.534
9	1:00.577		12:37:08.111

Lap	Lap Tm	Diff	Time of Day
(78) FRANCO CARAVACA, LEO			
1	1:03.953	+3.549	12:29:00.554
2	1:00.637	+0.233	12:30:01.191
3	1:01.280	+0.876	12:31:02.471
4	1:01.300	+0.896	12:32:03.771
5	1:01.009	+0.605	12:33:04.780
6	1:01.262	+0.858	12:34:06.042
7	1:00.987	+0.583	12:35:07.029
8	1:00.857	+0.453	12:36:07.886
9	1:00.404		12:37:08.290

Lap	Lap Tm	Diff	Time of Day
(40) AMAT FRANCES, NICO			
1	1:04.912	+4.492	12:29:01.387
2	1:01.012	+0.592	12:30:02.399
3	1:00.974	+0.554	12:31:03.373
4	1:00.893	+0.473	12:32:04.266
5	1:01.016	+0.596	12:33:05.282
6	1:00.855	+0.435	12:34:06.137
7	1:01.044	+0.624	12:35:07.181
8	1:00.840	+0.420	12:36:08.021
9	1:00.420		12:37:08.441

Lap	Lap Tm	Diff	Time of Day
(89) POGGI GRACIA, LEANDRO			
1	1:04.106	+3.246	12:29:00.958
2	1:01.044	+0.184	12:30:02.002
3	1:00.886	+0.026	12:31:02.888
4	1:01.017	+0.157	12:32:03.905
5	1:01.231	+0.371	12:33:05.136
6	1:01.400	+0.540	12:34:06.536
7	1:00.860		12:35:07.396
8	1:00.904	+0.044	12:36:08.300
9	1:01.279	+0.419	12:37:09.579

Lap	Lap Tm	Diff	Time of Day
(14) LOPEZ DIAZ, LEONARDO			
1	1:06.006	+3.767	12:29:03.952
2	1:03.028	+0.789	12:30:06.980
3	1:02.369	+0.130	12:31:09.349
4	1:02.239		12:32:11.588
5	1:02.606	+0.367	12:33:14.194
6	1:03.735	+1.496	12:34:17.929
7	1:03.633	+1.394	12:35:21.562
8	1:02.364	+0.125	12:36:23.926
9	1:03.737	+1.498	12:37:27.663

Lap	Lap Tm	Diff	Time of Day
(47) CERRATO SANCHEZ, LUCAS			
1	1:05.981	+1.826	12:29:03.892
2	1:04.155		12:30:08.047
3	1:04.575	+0.420	12:31:12.622
4	1:05.322	+1.167	12:32:17.944
5	1:05.234	+1.079	12:33:23.178
6	1:05.198	+1.043	12:34:28.376
7	1:05.114	+0.959	12:35:33.490
8	1:05.428	+1.273	12:36:38.918
9	1:05.019	+0.864	12:37:43.937

Lap	Lap Tm	Diff	Time of Day
(46) SANCHEZ RIQUELME, CRISTIAN			
1	1:04.757	+3.733	12:29:01.795
2	1:01.034	+0.010	12:30:02.829
3	1:01.024		12:31:03.853
4	1:01.216	+0.192	12:32:05.069
5	1:51.412	+50.388	12:33:56.481
6	1:02.556	+1.532	12:34:59.037
7	1:02.652	+1.628	12:36:01.689
8	1:04.161	+3.137	12:37:05.850

Lap	Lap Tm	Diff	Time of Day
(22) SANCHEZ SANCHEZ, KYLIAN			
1	1:05.318	+0.147	12:29:04.261
2	1:05.171		12:30:09.432
3	1:08.871	+3.700	12:31:18.303
4	1:10.935	+5.764	12:32:29.238
5	1:09.521	+4.350	12:33:38.759
p6	1:01.415	-3.756	12:34:40.174

Lap	Lap Tm	Diff	Time of Day
(4) DAVAILLO PONS, GAEL			
1	1:05.228	+4.240	12:29:02.288
2	1:00.988		12:30:03.276
3	1:01.014	+0.026	12:31:04.290
4	1:01.112	+0.124	12:32:05.402




RFME CE MINIVELOCIDAD KOTARR

Minimoto 5.5

Kotarr 1,600 km

Final Minimoto 5.5



Pos	No.	Nombre	T. puntos	R1	R2	Q-1	Q-2	Marca	Club
1	45	HERNANDEZ FERNANDEZ, JULEN	53	26	26	0	1	POLINI	
2	55	MERINO SOTO, ALEJANDRO	31	20	11	0	0		
3	27	CABALLERO CASTRO, MARCO ANTONIO	30	10	20	0	0	POLINI	
4	78	FRANCO CARAVACA, LEO	24	16	8	0	0	POLINI	
5	42	LANCHO ALONSO, TAYLOR	22	9	13	0	0	POLINI	
6	40	AMAT FRANCES, NICO	20	13	7	0	0	POLINI	Ctat. Albaida
7	5	GARCIA SACCO, ALEJANDRO	18	2	16	0	0		Ctat. Albaida
8	17	FERNÁNDEZ ORTIZ, MARTÍN	18	8	10	0	0	POLINI	Ctat. Albaida
9	89	POGGI GRACIA, LEANDRO	17	11	6	0	0		Ctat. Albaida
10	14	LOPEZ DIAZ, LEONARDO	10	5	5	0	0	POLINI	
11	18	GARCIA ESPINOSA, DARIO	9	0	9	0	0		
12	46	SANCHEZ RIQUELME, CRISTIAN	9	6	3	0	0	POLINI	
13	47	CERRATO SANCHEZ, LUCAS	7	3	4	0	0	POLINI	
14	4	DAVALILLO PONS, GAEL	7	7	0	0	0		Ctat. Albaida
15	22	SANCHEZ SANCHEZ, KYLIAN	4	4	0	0	0	POLINI	

Jefe de cronometraie

Orbits





RFME CE MINIVELOCIDAD KOTARR

Clasificado por mejor tiempo de vuelta


MiniGP 110 4t

Kotarr 1,600 km

Entrenamiento Cronometrado I

04/04/2026 14:35

Clasificación (15:00 Tiempo) iniciado a 14:36:09



Pos.	Nº	Nombre	Mejor Tm	En Vuelta	Vueltas	Dif. resp. 1º	Club	Marca
1	16	HIDALGO VILLAESCUSA, DANIEL	1:14.826	8	12		Ctat. Albaida	OHVALE
2	4	GADEA CHANA, DARIO	1:14.949	5	7	0.123	Ctat. Albaida	OHVALE
3	88	PIÑEIRO MOSQUERA, LUCA	1:15.388	10	12	0.562	V.F.M.	
4	18	LOPEZ CARRILLO, OSCAR	1:15.414	10	10	0.588	Ctat. Albaida	OHVALE
5	77	GANDULLO VAZQUEZ, DYLAN	1:15.695	8	11	0.869		POLINI
6	6	CASTRO FRANKENBURG, LUCA	1:15.900	5	11	1.074		
7	83	ITURAIN CASUSO, MARKEL	1:15.976	11	11	1.150	MC Vallisoletan	
8	73	NEGRE VELLISCA, MARIO	1:16.068	6	11	1.242	Ctat. Albaida	IMR
9	20	JOVE SEGARRA, ALEX	1:16.081	10	12	1.255	Mc St.Celoni	OHVALE
10	10	DONCEL AIRES, EMMETT	1:16.220	6	11	1.394		
11	84	URBANO LEON, HUGO	1:16.272	9	11	1.446		OHVALE
12	33	LAGO MARTINEZ, ANDRE	1:16.513	7	12	1.687	Ikeric Racing	
13	11	LLAMAS SANTOS, LUIS	1:16.641	7	11	1.815		OHVALE
14	43	SOLES FAUQUET, MARC	1:16.766	9	11	1.940	Racc M.S.	OHVALE
15	8	LIPAN , LU	1:16.981	5	9	2.155	Ctat. Albaida	
16	37	GARCIA CONTRERAS, BELTRAN	1:17.471	9	11	2.645	Ctat. Albaida	OHVALE
17	57	BELLVER RUBIO, FRANCISCO	1:17.600	5	11	2.774	Ctat. Albaida	
18	17	PIÑERO LEAL, IAN	1:18.396	5	11	3.570	Ctat. Albaida	OHVALE
19	7	MARTINEZ ORTEGA, JUNE	1:18.806	9	11	3.980		

Jefe de cronometraje

Orbits





RFME CE MINIVELOCIDAD KOTARR

MiniGP 110 4t

Kotarr 1,600 km

Entrenamiento Cronometrado I

04/04/2026 14:35

Clasificación (15:00 Tiempo) iniciado a 14:36:09

Lap	Lap Tm	Diff	Time of Day
(16) HIDALGO VILLAESCUSA, DANIEL			
1			14:38:02.530
2	1:16.408	+1.582	14:39:18.938
3	1:15.839	+1.013	14:40:34.777
4	1:15.487	+0.661	14:41:50.264
5	1:15.517	+0.691	14:43:05.781
6	1:15.089	+0.263	14:44:20.870
7	1:15.098	+0.272	14:45:35.968
8	1:14.826		14:46:50.794
9	1:14.963	+0.137	14:48:05.757
10	1:14.968	+0.142	14:49:20.725
11	1:14.997	+0.171	14:50:35.722
12	1:15.205	+0.379	14:51:50.927

Lap	Lap Tm	Diff	Time of Day
(4) GADEA CHANA, DARIO			
1			14:43:39.578
2	1:15.535	+0.586	14:44:55.113
p3	1:13.002	-1.947	14:46:08.115
4	1:35.755	+20.806	14:47:43.870
5	1:14.949		14:48:58.819
6	1:15.234	+0.285	14:50:14.053
7	1:15.080	+0.131	14:51:29.133

Lap	Lap Tm	Diff	Time of Day
(88) PIÑEIRO MOSQUERA, LUCA			
1			14:38:15.158
2	1:16.625	+1.237	14:39:31.783
3	1:15.900	+0.512	14:40:47.683
4	1:16.751	+1.363	14:42:04.434
5	1:16.931	+1.543	14:43:21.365
6	1:15.462	+0.074	14:44:36.827
7	1:15.926	+0.538	14:45:52.753
8	1:15.577	+0.189	14:47:08.330
9	1:15.819	+0.431	14:48:24.149
10	1:15.388		14:49:39.537
11	1:16.091	+0.703	14:50:55.628
12	1:15.871	+0.483	14:52:11.499

Lap	Lap Tm	Diff	Time of Day
(18) LOPEZ CARRILLO, OSCAR			
1			14:38:28.398
2	1:16.708	+1.294	14:39:45.106
3	1:16.079	+0.665	14:41:01.185
4	1:17.671	+2.257	14:42:18.856
5	1:17.695	+2.281	14:43:36.551
6	1:17.143	+1.729	14:44:53.694
7	3:08.052	+1:52.638	14:48:01.746
8	1:15.614	+0.200	14:49:17.360
9	1:15.447	+0.033	14:50:32.807
10	1:15.414		14:51:48.221

Lap	Lap Tm	Diff	Time of Day
(77) GANDULLO VAZQUEZ, DYLAN			
1			14:38:41.639
2	1:16.743	+1.048	14:39:58.382
3	1:17.125	+1.430	14:41:15.507
4	1:16.529	+0.834	14:42:32.036
5	1:15.953	+0.258	14:43:47.989
6	1:15.722	+0.027	14:45:03.711
7	1:16.004	+0.309	14:46:19.715
8	1:15.695		14:47:35.410
9	1:16.337	+0.642	14:48:51.747
10	1:15.721	+0.026	14:50:07.468
11	1:16.594	+0.899	14:51:24.062

Lap	Lap Tm	Diff	Time of Day
(6) CASTRO FRANKENBURG, LUCA			
1			14:38:54.862
2	1:17.421	+1.521	14:40:12.283

Lap	Lap Tm	Diff	Time of Day
3	1:16.311	+0.411	14:41:28.594
4	1:16.184	+0.284	14:42:44.778
5	1:15.900		14:44:00.678
6	1:16.210	+0.310	14:45:16.888
7	1:16.079	+0.179	14:46:32.967
8	1:16.035	+0.135	14:47:49.002
9	1:19.200	+3.300	14:49:08.202
10	1:16.243	+0.343	14:50:24.445
11	1:16.860	+0.960	14:51:41.305

Lap	Lap Tm	Diff	Time of Day
(83) ITURAIN CASUSO, MARKEL			
1			14:38:56.439
2	1:19.520	+3.544	14:40:15.959
3	1:17.470	+1.494	14:41:33.429
4	1:17.440	+1.464	14:42:50.869
5	1:17.464	+1.488	14:44:08.333
6	1:16.728	+0.752	14:45:25.061
7	1:16.703	+0.727	14:46:41.764
8	1:16.276	+0.300	14:47:58.040
9	1:16.009	+0.033	14:49:14.049
10	1:16.272	+0.296	14:50:30.321
11	1:15.976		14:51:46.297

Lap	Lap Tm	Diff	Time of Day
(73) NEGRE VELLISCA, MARIO			
1			14:38:33.471
2	1:17.424	+1.356	14:39:50.895
3	1:16.615	+0.547	14:41:07.510
4	1:17.153	+1.085	14:42:24.663
5	1:16.195	+0.127	14:43:40.858
6	1:16.068		14:44:56.926
7	1:16.393	+0.325	14:46:13.319
8	1:16.356	+0.288	14:47:29.675
9	1:16.246	+0.178	14:48:45.921
10	1:16.685	+0.617	14:50:02.606
11	1:16.882	+0.814	14:51:19.488

Lap	Lap Tm	Diff	Time of Day
(20) JOVE SEGARRA, ALEIX			
1			14:38:16.088
2	1:17.963	+1.882	14:39:34.051
3	1:17.502	+1.421	14:40:51.553
4	1:17.134	+1.053	14:42:08.687
5	1:17.011	+0.930	14:43:25.698
6	1:16.650	+0.569	14:44:42.348
7	1:16.570	+0.489	14:45:58.918
8	1:16.663	+0.582	14:47:15.581
9	1:16.096	+0.015	14:48:31.677
10	1:16.081		14:49:47.758
11	1:16.620	+0.539	14:51:04.378
12	1:16.284	+0.203	14:52:20.662

Lap	Lap Tm	Diff	Time of Day
(10) DONCEL AIRES, EMMETT			
1			14:38:13.497
2	1:18.260	+2.040	14:39:31.757
3	1:17.058	+0.838	14:40:48.815
4	1:16.506	+0.286	14:42:05.321
5	1:16.496	+0.276	14:43:21.817
6	1:16.220		14:44:38.037
7	1:16.628	+0.408	14:45:54.665
8	1:17.122	+0.902	14:47:11.787
p9	1:13.689	-2.531	14:48:25.476
10	2:01.305	+45.085	14:50:26.781
11	1:17.673	+1.453	14:51:44.454

Lap	Lap Tm	Diff	Time of Day
(84) URBANO LEON, HUGO			
1			14:39:01.905
2	1:17.104	+0.832	14:40:19.009

Lap	Lap Tm	Diff	Time of Day
3	1:16.586	+0.314	14:41:35.595
4	1:16.568	+0.296	14:42:52.163
5	1:16.342	+0.070	14:44:08.505
6	1:16.345	+0.073	14:45:24.850
7	1:16.490	+0.218	14:46:41.340
8	1:16.648	+0.376	14:47:57.988
9	1:16.272		14:49:14.260
10	1:16.745	+0.473	14:50:31.005
11	1:16.503	+0.231	14:51:47.508

Lap	Lap Tm	Diff	Time of Day
(33) LAGO MARTINEZ, ANDRE			
1			14:38:09.414
2	1:17.881	+1.368	14:39:27.295
3	1:18.867	+2.354	14:40:46.162
4	1:18.071	+1.558	14:42:04.233
5	1:17.397	+0.884	14:43:21.630
6	1:16.720	+0.207	14:44:38.350
7	1:16.513		14:45:54.863
8	1:17.034	+0.521	14:47:11.897
9	1:17.340	+0.827	14:48:29.237
10	1:17.217	+0.704	14:49:46.454
11	1:17.881	+1.368	14:51:04.335
12	1:16.949	+0.436	14:52:21.284

Lap	Lap Tm	Diff	Time of Day
(11) LLAMAS SANTOS, LUIS			
1			14:38:42.573
2	1:18.104	+1.463	14:40:00.677
3	1:18.521	+1.880	14:41:19.198
4	1:17.647	+1.006	14:42:36.845
5	1:16.679	+0.038	14:43:53.524
6	1:17.484	+0.843	14:45:11.008
7	1:16.641		14:46:27.649
8	1:16.930	+0.289	14:47:44.579
9	1:16.726	+0.085	14:49:01.305
10	1:16.907	+0.266	14:50:18.212
11	1:17.306	+0.665	14:51:35.518

Lap	Lap Tm	Diff	Time of Day
(43) SOLES FAUQUET, MARC			
1			14:38:20.532
2	1:18.905	+2.139	14:39:39.437
3	1:18.177	+1.411	14:40:57.614
4	1:17.483	+0.717	14:42:15.097
5	1:17.140	+0.374	14:43:32.237
6	1:17.221	+0.455	14:44:49.458
7	1:17.001	+0.235	14:46:06.459
8	1:16.770	+0.004	14:47:23.229
9	1:16.766		14:48:39.995
10	1:18.714	+1.948	14:49:58.709
11	1:16.810	+0.044	14:51:15.519

Lap	Lap Tm	Diff	Time of Day
(8) LIPAN, LU			
1			14:41:00.915
2	1:17.815	+0.834	14:42:18.730
3	1:17.753	+0.772	14:43:36.483
4	1:17.127	+0.146	14:44:53.610
5	1:16.981		14:46:10.591
6	1:17.034	+0.053	14:47:27.625
7	1:17.481	+0.500	14:48:45.106
p8	1:13.499	-3.482	14:49:58.605
9	2:15.928	+58.947	14:52:14.533

Lap	Lap Tm	Diff	Time of Day
(37) GARCIA CONTRERAS, BELTRAN			
1			14:38:38.121
2	1:19.464	+1.993	14:39:57.585
3	1:18.597	+1.126	14:41:16.182
4	1:18.161	+0.690	14:42:34.343

Jefe de cronometraje

Orbits





RFME CE MINIVELOCIDAD KOTARR

Clasificado por mejor tiempo de vuelta

MiniGP 110 4t

Kotarr 1,600 km

Entrenamiento Cronometrado II

04/04/2026 16:30

Clasificación (15:00 Tiempo) iniciado a 16:31:09

Pos.	Nº	Nombre	Mejor Tm	En Vuelta	Vueltas	Dif. resp. 1º	Club	Marca
1	4	GADEA CHANA, DARIO	1:15.090	6	11		Ctat. Albaida	OHVALE
2	16	HIDALGO VILLAESCUSA, DANIEL	1:15.243	5	11	0.153	Ctat. Albaida	OHVALE
3	18	LOPEZ CARRILLO, OSCAR	1:15.425	9	11	0.335	Ctat. Albaida	OHVALE
4	83	ITURAIN CASUSO, MARKEL	1:15.702	9	10	0.612	MC Vallisoletan	
5	88	PIÑEIRO MOSQUERA, LUCA	1:15.872	6	11	0.782	V.F.M.	
6	20	JOVE SEGARRA, ALEIX	1:15.926	10	11	0.836	Mc St.Celoni	OHVALE
7	77	GANDULLO VAZQUEZ, DYLAN	1:15.966	8	11	0.876		POLINI
8	84	URBANO LEON, HUGO	1:16.073	6	11	0.983		OHVALE
9	11	LLAMAS SANTOS, LUIS	1:16.085	11	11	0.995		OHVALE
10	8	LIPAN , LU	1:16.298	4	12	1.208	Ctat. Albaida	
11	6	CASTRO FRANKENBURG, LUCA	1:16.431	10	11	1.341		
12	10	DONCEL AIRES, EMMETT	1:16.527	11	11	1.437		
13	43	SOLES FAUQUET, MARC	1:16.545	11	11	1.455	Racc M.S.	OHVALE
14	33	LAGO MARTINEZ, ANDRE	1:17.221	11	11	2.131	Ikeric Racing	
15	37	GARCIA CONTRERAS, BELTRAN	1:17.246	8	12	2.156	Ctat. Albaida	OHVALE
16	57	BELLVER RUBIO, FRANCISCO	1:17.639	4	12	2.549	Ctat. Albaida	
17	17	PIÑERO LEAL, IAN	1:19.848	9	9	4.758	Ctat. Albaida	OHVALE

No clasificado

NT	73	NEGRE VELLISCA, MARIO	1:16.100	6	6		Ctat. Albaida	IMR
NT	7	MARTINEZ ORTEGA, JUNE	1:20.769	2	2			

Jefe de cronometraie

Orbits





RFME CE MINIVELOCIDAD KOTARR

MiniGP 110 4t

Kotarr 1,600 km

Entrenamiento Cronometrado II

04/04/2026 16:30

Clasificación (15:00 Tiempo) iniciado a 16:31:09

Lap	Lap Tm	Diff	Time of Day
(4) GADEA CHANA, DARIO			
1			16:34:08.276
2	1:16.294	+1.204	16:35:24.570
3	1:15.331	+0.241	16:36:39.901
4	1:15.633	+0.543	16:37:55.534
5	1:15.298	+0.208	16:39:10.832
6	1:15.090		16:40:25.922
7	1:15.696	+0.606	16:41:41.618
8	1:16.736	+1.646	16:42:58.354
9	1:15.271	+0.181	16:44:13.625
10	1:15.271	+0.181	16:45:28.896
11	1:15.398	+0.308	16:46:44.294

Lap	Lap Tm	Diff	Time of Day
(16) HIDALGO VILLAESCUSA, DANIEL			
1			16:34:28.372
2	1:16.231	+0.988	16:35:44.603
3	1:15.481	+0.238	16:37:00.084
4	1:15.609	+0.366	16:38:15.693
5	1:15.243		16:39:30.936
6	1:15.454	+0.211	16:40:46.390
7	1:15.400	+0.157	16:42:01.790
8	1:15.940	+0.697	16:43:17.730
9	1:17.742	+2.499	16:44:35.472
10	1:15.954	+0.711	16:45:51.426
11	1:15.918	+0.675	16:47:07.344

Lap	Lap Tm	Diff	Time of Day
(18) LOPEZ CARRILLO, OSCAR			
1			16:32:42.004
2	1:16.320	+0.895	16:33:58.324
3	1:16.032	+0.607	16:35:14.356
4	1:15.616	+0.191	16:36:29.972
5	1:15.778	+0.353	16:37:45.750
6	1:15.660	+0.235	16:39:01.410
7	2:41.801	+1:26.376	16:41:43.211
8	1:15.582	+0.157	16:42:58.793
9	1:15.425		16:44:14.218
10	1:16.631	+1.206	16:45:30.849
11	1:15.861	+0.436	16:46:46.710

Lap	Lap Tm	Diff	Time of Day
(83) ITURAIN CASUSO, MARKEL			
1			16:34:11.048
2	1:18.167	+2.465	16:35:29.215
3	1:16.968	+1.266	16:36:46.183
p4	1:13.557	-2.145	16:37:59.740
5	2:01.555	+45.853	16:40:01.295
6	1:18.232	+2.530	16:41:19.527
7	1:18.624	+2.922	16:42:38.151
8	1:16.349	+0.647	16:43:54.500
9	1:15.702		16:45:10.202
10	1:16.010	+0.308	16:46:26.212

Lap	Lap Tm	Diff	Time of Day
(88) PIÑEIRO MOSQUERA, LUCA			
1			16:33:55.160
2	1:16.887	+1.015	16:35:12.047
3	1:16.192	+0.320	16:36:28.239
4	1:16.502	+0.630	16:37:44.741
5	1:16.463	+0.591	16:39:01.204
6	1:15.872		16:40:17.076
7	1:16.370	+0.498	16:41:33.446
8	1:15.897	+0.025	16:42:49.343
9	1:16.297	+0.425	16:44:05.640
10	1:15.883	+0.011	16:45:21.523
11	1:16.006	+0.134	16:46:37.529

Lap	Lap Tm	Diff	Time of Day
(20) JOVE SEGARRA, ALEIX			

Lap	Lap Tm	Diff	Time of Day
1			16:33:49.620
2	1:17.728	+1.802	16:35:07.348
3	1:17.565	+1.639	16:36:24.913
4	1:18.028	+2.102	16:37:42.941
5	1:17.019	+1.093	16:38:59.960
6	1:16.644	+0.718	16:40:16.604
7	1:16.936	+1.010	16:41:33.540
8	1:16.241	+0.315	16:42:49.781
9	1:16.020	+0.094	16:44:05.801
10	1:15.926		16:45:21.727
11	1:15.934	+0.008	16:46:37.661

Lap	Lap Tm	Diff	Time of Day
(77) GANDULLO VAZQUEZ, DYLAN			
1			16:33:29.827
2	1:17.419	+1.453	16:34:47.246
3	1:16.944	+0.978	16:36:04.190
4	1:16.641	+0.675	16:37:20.831
5	1:16.343	+0.377	16:38:37.174
6	1:16.951	+0.985	16:39:54.125
7	1:16.824	+0.858	16:41:10.949
8	1:15.966		16:42:26.915
p9	1:12.063	-3.903	16:43:38.978
10	1:40.729	+24.763	16:45:19.707
11	1:15.974	+0.008	16:46:35.681

Lap	Lap Tm	Diff	Time of Day
(84) URBANO LEON, HUGO			
1			16:33:25.843
2	1:16.245	+0.172	16:34:42.088
3	1:16.970	+0.897	16:35:59.058
4	1:16.684	+0.611	16:37:15.742
5	1:16.394	+0.321	16:38:32.136
6	1:16.073		16:39:48.209
7	1:20.533	+4.460	16:41:08.742
8	1:18.546	+2.473	16:42:27.288
9	1:16.588	+0.515	16:43:43.876
10	1:16.731	+0.658	16:45:00.607
11	1:16.498	+0.425	16:46:17.105

Lap	Lap Tm	Diff	Time of Day
(11) LLAMAS SANTOS, LUIS			
1			16:33:35.842
2	1:17.463	+1.378	16:34:53.305
3	1:16.820	+0.735	16:36:10.125
4	1:16.995	+0.910	16:37:27.120
5	1:16.535	+0.450	16:38:43.655
6	1:16.823	+0.738	16:40:00.478
7	1:18.987	+2.902	16:41:19.465
8	1:18.616	+2.531	16:42:38.081
9	1:17.006	+0.921	16:43:55.087
10	1:16.191	+0.106	16:45:11.278
11	1:16.085		16:46:27.363

Lap	Lap Tm	Diff	Time of Day
(8) LIPAN , LU			
1			16:33:09.902
2	1:18.233	+1.935	16:34:28.135
3	1:17.142	+0.844	16:35:45.277
4	1:16.298		16:37:01.575
5	1:16.618	+0.320	16:38:18.193
6	1:16.333	+0.035	16:39:34.526
7	1:16.880	+0.582	16:40:51.406
8	1:16.979	+0.681	16:42:08.385
9	1:17.357	+1.059	16:43:25.742
10	1:16.544	+0.246	16:44:42.286
11	1:16.653	+0.355	16:45:58.939
12	1:16.730	+0.432	16:47:15.669

Lap	Lap Tm	Diff	Time of Day
(6) CASTRO FRANKENBURG, LUCA			

Lap	Lap Tm	Diff	Time of Day
1			16:33:24.924
2	1:16.569	+0.138	16:34:41.493
p3	1:34.465	+18.034	16:36:15.958
4	1:48.315	+31.884	16:38:04.273
5	1:17.043	+0.612	16:39:21.316
6	1:16.918	+0.487	16:40:38.234
7	1:17.936	+1.505	16:41:56.170
8	1:21.020	+4.589	16:43:17.190
9	1:17.613	+1.182	16:44:34.803
10	1:16.431		16:45:51.234
11	1:16.953	+0.522	16:47:08.187

Lap	Lap Tm	Diff	Time of Day
(10) DONCEL AIRES, EMMETT			
1			16:33:45.018
2	1:17.128	+0.601	16:35:02.146
3	1:17.106	+0.579	16:36:19.252
p4	1:18.690	+2.163	16:37:37.942
5	1:48.328	+31.801	16:39:26.270
6	1:17.460	+0.933	16:40:43.730
7	1:17.074	+0.547	16:42:00.804
8	1:17.438	+0.911	16:43:18.242
9	1:17.497	+0.970	16:44:35.739
10	1:17.224	+0.697	16:45:52.963
11	1:16.527		16:47:09.490

Lap	Lap Tm	Diff	Time of Day
(43) SOLES FAUQUET, MARC			
1			16:33:29.594
2	1:18.283	+1.738	16:34:47.877
3	1:17.469	+0.924	16:36:05.346
4	1:16.825	+0.280	16:37:22.171
5	1:16.618	+0.073	16:38:38.789
6	1:17.106	+0.561	16:39:55.895
7	1:17.274	+0.729	16:41:13.169
8	1:17.283	+0.738	16:42:30.452
9	1:16.785	+0.240	16:43:47.237
10	1:16.767	+0.222	16:45:04.004
11	1:16.545		16:46:20.549

Lap	Lap Tm	Diff	Time of Day
(33) LAGO MARTINEZ, ANDRE			
1			16:33:15.228
2	1:18.460	+1.239	16:34:33.688
3	1:18.242	+1.021	16:35:51.930
4	1:17.802	+0.581	16:37:09.732
5	1:17.801	+0.580	16:38:27.533
6	1:17.509	+0.288	16:39:45.042
7	1:17.713	+0.492	16:41:02.755
8	1:18.585	+1.364	16:42:21.340
9	1:17.916	+0.695	16:43:39.256
10	1:17.525	+0.304	16:44:56.781
11	1:17.221		16:46:14.002

Lap	Lap Tm	Diff	Time of Day
(37) GARCIA CONTRERAS, BELTRAN			
1			16:32:46.234
2	1:18.877	+1.631	16:34:05.111
3	1:17.352	+0.106	16:35:22.463
4	1:17.365	+0.119	16:36:39.828
5	1:17.593	+0.347	16:37:57.421
6	1:17.362	+0.116	16:39:14.783
7	1:17.519	+0.273	16:40:32.302
8	1:17.246		16:41:49.548
9	1:18.213	+0.967	16:43:07.761
10	1:17.419	+0.173	16:44:25.180
11	1:17.430	+0.184	16:45:42.610
12	1:17.638	+0.392	16:47:00.248

Lap	Lap Tm	Diff	Time of Day
(57) BELLVER RUBIO, FRANCISCO			





RFME CE MINIVELOCIDAD KOTARR

MiniGP 110 4t

Kotarr 1,600 km

Entrenamiento Cronometrado II

04/04/2026 16:30

Clasificación (15:00 Tiempo) iniciado a 16:31:09



Lap	Lap Tm	Diff	Time of Day
1			16:32:48.156
2	1:18.415	+0.776	16:34:06.571
3	1:17.932	+0.293	16:35:24.503
4	1:17.639		16:36:42.142
5	1:18.572	+0.933	16:38:00.714
6	1:18.198	+0.559	16:39:18.912
7	1:18.136	+0.497	16:40:37.048
8	1:18.392	+0.753	16:41:55.440
9	1:21.201	+3.562	16:43:16.641
10	1:18.824	+1.185	16:44:35.465
11	1:18.655	+1.016	16:45:54.120
12	1:18.352	+0.713	16:47:12.472

(17) PIÑERO LEAL, IAN

p1			16:35:07.819
2	2:39.021	+1:19.173	16:37:46.840
3	1:21.154	+1.306	16:39:07.994
4	1:20.222	+0.374	16:40:28.216
5	1:21.038	+1.190	16:41:49.254
6	1:20.540	+0.692	16:43:09.794
7	1:20.091	+0.243	16:44:29.885
8	1:20.582	+0.734	16:45:50.467
9	1:19.848		16:47:10.315

(73) NEGRE VELLISCA, MARIO

1			16:33:25.696
2	1:16.220	+0.120	16:34:41.916
3	1:17.054	+0.954	16:35:58.970
4	1:16.719	+0.619	16:37:15.689
5	1:17.548	+1.448	16:38:33.237
6	1:16.100		16:39:49.337

(71) MARTINEZ ORTEGA, JUNE

1			16:32:45.589
2	1:20.769		16:34:06.358

Jefe de cronometraje

Orbits






RFME CE MINIVELOCIDAD KOTARR

MiniGP 110 4t

Kotarr 1,600 km

Mini GP 110 Fusion Q1-Q2



Pos.	Nº	Nombre	Mejor Tº total	Q-1 Mejor Tm	Q-2 Mejor Tm
1	16	HIDALGO VILLAESCUSA, DANIEL	1:14.826	1:14.826	1:15.243
2	4	GADEA CHANA, DARIO	1:14.949	1:14.949	1:15.090
3	88	PIÑEIRO MOSQUERA, LUCA	1:15.388	1:15.388	1:15.872
4	18	LOPEZ CARRILLO, OSCAR	1:15.414	1:15.414	1:15.425
5	77	GANDULLO VAZQUEZ, DYLAN	1:15.695	1:15.695	1:15.966
6	83	ITURAIN CASUSO, MARKEL	1:15.702	1:15.976	1:15.702
7	6	CASTRO FRANKENBURG, LUCA	1:15.900	1:15.900	1:16.431
8	20	JOVE SEGARRA, ALEIX	1:15.926	1:16.081	1:15.926
9	73	NEGRE VELLISCA, MARIO	1:16.068	1:16.068	
10	84	URBANO LEON, HUGO	1:16.073	1:16.272	1:16.073
11	11	LLAMAS SANTOS, LUIS	1:16.085	1:16.641	1:16.085
12	10	DONCEL AIRES, EMMETT	1:16.220	1:16.220	1:16.527
13	8	LIPAN , LU	1:16.298	1:16.981	1:16.298
14	33	LAGO MARTINEZ, ANDRE	1:16.513	1:16.513	1:17.221
15	43	SOLES FAUQUET, MARC	1:16.545	1:16.766	1:16.545
16	37	GARCIA CONTRERAS, BELTRAN	1:17.246	1:17.471	1:17.246
17	57	BELLVER RUBIO, FRANCISCO	1:17.600	1:17.600	1:17.639
18	17	PIÑERO LEAL, IAN	1:18.396	1:18.396	1:19.848
19	7	MARTINEZ ORTEGA, JUNE	1:18.806	1:18.806	

Jefe de cronometraie

Orbits





RFME CE MINIVELOCIDAD KOTARR

MiniGP 110 4t Kotarr 1,600 km
 Race-1 05/04/2026 10:30
 Carrera (7 Vueltas)



POLE POSITION

3	2	1	
88	4	16	1
6	5	4	2
83	77	18	3
9	8	7	4
73	20	6	5
12	11	10	6
10	11	84	7
15	14	13	
43	33	8	
18	17	16	
17	57	37	
		19	
		7	

Jefe de cronometraie Orbits





RFME CE MINIVELOCIDAD KOTARR

Clasificado por vueltas

MiniGP 110 4t

Kotarr 1,600 km

Race-1

05/04/2026 10:30

Carrera (7 Vueltas) iniciado a 10:36:20

Pos.	Nº	Nombre	Total Tº	V.	Dif. resp. 1º	Dif. ant	Mejor T.	En V.	Marca	Club	Ptos
1	77	GANDULLO VAZQUEZ, DYLAN	8:52.388	7			1:15.058	5	POLINI		25
2	16	HIDALGO VILLAESCUSA, DANIEL	8:52.571	7	0.183	0.183	1:15.154	6	OHVALE	Ctat. Albaida	20
3	4	GADEA CHANA, DARIO	8:52.631	7	0.243	0.060	1:15.108	7	OHVALE	Ctat. Albaida	16
4	88	PIÑEIRO MOSQUERA, LUCA	8:54.038	7	1.650	1.407	1:15.034	6		V.F.M.	13
5	8	LOPEZ CARRILLO, OSCAR	8:54.189	7	1.801	0.151	1:15.001	6	OHVALE	Ctat. Albaida	12
6	8	LIPAN , LU	9:02.663	7	10.275	8.474	1:16.041	4		Ctat. Albaida	10
7	20	JOVE SEGARRA, ALEIX	9:03.316	7	10.928	0.293	1:16.315	4	OHVALE	Mc St.Celoni	9
8	11	LLAMAS SANTOS, LUIS	9:07.015	7	14.627	3.699	1:16.432	7	OHVALE		8
9	83	ITURAIN CASUSO, MARKEL	9:03.023	7	10.635	0.360	1:16.530	7		MC Vallisoletano	7
10	84	URBANO LEON, HUGO	9:07.135	7	14.747	0.120	1:16.318	7	OHVALE		6
11	43	SOLES FAUQUET, MARC	9:07.414	7	15.026	0.279	1:16.264	7	OHVALE	Racc M.S.	5
12	73	NEGRE VELLISCA, MARIO	9:10.030	7	17.642	2.616	1:17.323	3	IMR	Ctat. Albaida	4
13	37	GARCIA CONTRERAS, BELTRAN	9:10.145	7	17.757	0.115	1:16.715	4	OHVALE	Ctat. Albaida	3
14	33	LAGO MARTINEZ, ANDRE	9:17.803	7	25.415	7.658	1:18.288	3		Ikeric Racing	2
15	17	PIÑERO LEAL, IAN	9:23.328	7	30.940	5.525	1:19.189	2	OHVALE	Ctat. Albaida	1
16	71	MARTINEZ ORTEGA, JUNE	9:25.963	7	33.575	2.635	1:19.350	7			0
17	10	DONCEL AIRES, EMMETT	9:14.043	6	1 Vuelta	1 Vuelta	1:16.229	2			0
18	57	BELLVER RUBIO, FRANCISCO	9:51.121	3	4 Vueltas	3 Vueltas	1:20.454	3		Ctat. Albaida	0
No clasificado											
NT	6	CASTRO FRANKENBURG, LUCA	6:28.480	5	NT		1:16.298	4			0

Notificaciones

#83 penalizado con dos posiciones por adelantar con bandera amarilla

18 mas 1 punto por vuelta rapida

Márgen de victoria	Velocidad media	Mejor tº de vuelta	Mejor Vel.	Mejor vuelta para
0.183	75,734	1:15.001	76,799	18 - LOPEZ CARRILLO, OSCAR

Jefe de cronometraia

Orbits



RFME CE MINIVELOCIDAD KOTARR

MiniGP 110 4t

Kotarr 1,600 km

Race-1

05/04/2026 10:30

Carrera (7 Vueltas) iniciado a 10:36:20

Lap	Lap Tm	Diff	Time of Day
(77) GANDULLO VAZQUEZ, DYLAN			
1	1:18.399	+3.341	10:37:40.166
2	1:15.892	+0.834	10:38:56.058
3	1:15.646	+0.588	10:40:11.704
4	1:15.368	+0.310	10:41:27.072
5	1:15.058		10:42:42.130
6	1:15.467	+0.409	10:43:57.597
7	1:15.106	+0.048	10:45:12.703
(16) HIDALGO VILLAESCUSA, DANIEL			
1	1:18.903	+3.749	10:37:39.848
2	1:15.965	+0.811	10:38:55.813
3	1:15.642	+0.488	10:40:11.455
4	1:15.427	+0.273	10:41:26.882
5	1:15.417	+0.263	10:42:42.299
6	1:15.154		10:43:57.453
7	1:15.433	+0.279	10:45:12.886
(4) GADEA CHANA, DARIO			
1	1:18.546	+3.438	10:37:39.727
2	1:16.211	+1.103	10:38:55.938
3	1:15.353	+0.245	10:40:11.291
4	1:15.952	+0.844	10:41:27.243
5	1:15.255	+0.147	10:42:42.498
6	1:15.340	+0.232	10:43:57.838
7	1:15.108		10:45:12.946
(88) PIÑEIRO MOSQUERA, LUCA			
1	1:19.564	+4.530	10:37:41.218
2	1:16.317	+1.283	10:38:57.535
3	1:15.855	+0.821	10:40:13.390
4	1:15.305	+0.271	10:41:28.695
5	1:15.202	+0.168	10:42:43.897
6	1:15.034		10:43:58.931
7	1:15.422	+0.388	10:45:14.353
(18) LOPEZ CARRILLO, OSCAR			
1	1:19.399	+4.398	10:37:41.100
2	1:16.339	+1.338	10:38:57.439
3	1:15.796	+0.795	10:40:13.235
4	1:15.645	+0.644	10:41:28.880
5	1:15.379	+0.378	10:42:44.259
6	1:15.001		10:43:59.260
7	1:15.244	+0.243	10:45:14.504
(8) LIPAN , LU			
1	1:19.402	+3.361	10:37:42.234
2	1:16.786	+0.745	10:38:59.020
3	1:16.962	+0.921	10:40:15.982
4	1:16.041		10:41:32.023
5	1:17.150	+1.109	10:42:49.173
6	1:17.189	+1.148	10:44:06.362
7	1:16.616	+0.575	10:45:22.978
(20) JOVE SEGARRA, ALEIX			
1	1:19.502	+3.187	10:37:41.780
2	1:17.418	+1.103	10:38:59.198
3	1:17.154	+0.839	10:40:16.352
4	1:16.315		10:41:32.667
5	1:16.768	+0.453	10:42:49.435
6	1:17.100	+0.785	10:44:06.535
7	1:17.096	+0.781	10:45:23.631
(11) LLAMAS SANTOS, LUIS			
1	1:21.778	+5.346	10:37:44.823

Lap	Lap Tm	Diff	Time of Day
2	1:17.525	+1.093	10:39:02.348
3	1:17.348	+0.916	10:40:19.696
4	1:17.352	+0.920	10:41:37.048
5	1:17.283	+0.851	10:42:54.331
6	1:16.567	+0.135	10:44:10.898
7	1:16.432		10:45:27.330
(83) ITURAIN CASUSO, MARKEL			
1	1:19.087	+2.557	10:37:40.913
2	1:17.099	+0.569	10:38:58.012
3	1:16.593	+0.063	10:40:14.605
4	1:17.124	+0.594	10:41:31.729
5	1:16.585	+0.055	10:42:48.314
6	1:18.494	+1.964	10:44:06.808
7	1:16.530		10:45:23.338
(84) URBANO LEON, HUGO			
1	1:21.379	+5.061	10:37:44.139
2	1:17.889	+1.571	10:39:02.028
3	1:17.340	+1.022	10:40:19.368
4	1:17.300	+0.982	10:41:36.668
5	1:17.378	+1.060	10:42:54.046
6	1:17.086	+0.768	10:44:11.132
7	1:16.318		10:45:27.450
(43) SOLES FAUQUET, MARC			
1	1:23.761	+7.497	10:37:47.086
2	1:17.118	+0.854	10:39:04.204
3	1:16.443	+0.179	10:40:20.647
4	1:16.675	+0.411	10:41:37.322
5	1:17.553	+1.289	10:42:54.875
6	1:16.590	+0.326	10:44:11.465
7	1:16.264		10:45:27.729
(73) NEGRE VELLISCA, MARIO			
1	1:21.523	+4.200	10:37:44.001
2	1:17.951	+0.628	10:39:01.952
3	1:17.323		10:40:19.275
4	1:17.331	+0.008	10:41:36.606
5	1:17.963	+0.640	10:42:54.569
6	1:18.041	+0.718	10:44:12.610
7	1:17.735	+0.412	10:45:30.345
(37) GARCIA CONTRERAS, BELTRAN			
1	1:22.773	+6.058	10:37:46.280
2	1:17.531	+0.816	10:39:03.811
3	1:17.355	+0.640	10:40:21.166
4	1:16.715		10:41:37.881
5	1:17.129	+0.414	10:42:55.010
6	1:17.801	+1.086	10:44:12.811
7	1:17.649	+0.934	10:45:30.460
(33) LAGO MARTINEZ, ANDRE			
1	1:23.580	+5.292	10:37:46.924
2	1:18.465	+0.177	10:39:05.389
3	1:18.288		10:40:23.677
4	1:18.722	+0.434	10:41:42.399
5	1:18.384	+0.096	10:43:00.783
6	1:18.576	+0.288	10:44:19.359
7	1:18.759	+0.471	10:45:38.118
(17) PIÑERO LEAL, IAN			
1	1:22.517	+3.328	10:37:46.240
2	1:19.189		10:39:05.429
3	1:19.346	+0.157	10:40:24.775
4	1:19.401	+0.212	10:41:44.176

Lap	Lap Tm	Diff	Time of Day
5	1:19.268	+0.079	10:43:03.444
6	1:20.268	+1.079	10:44:23.712
7	1:19.931	+0.742	10:45:43.643
(71) MARTINEZ ORTEGA, JUNE			
1	1:24.044	+4.694	10:37:48.083
2	1:20.386	+1.036	10:39:08.469
3	1:20.038	+0.688	10:40:28.507
4	1:19.554	+0.204	10:41:48.061
5	1:19.480	+0.130	10:43:07.541
6	1:19.387	+0.037	10:44:26.928
7	1:19.350		10:45:46.278
(10) DONCEL AIRES, EMMETT			
1	1:19.446	+3.217	10:37:42.562
2	1:16.229		10:38:58.791
3	1:16.593	+0.364	10:40:15.384
4	1:16.465	+0.236	10:41:31.849
5	1:16.362	+0.133	10:42:48.211
6	2:46.147	+1:29.918	10:45:34.358
(57) BELLVER RUBIO, FRANCISCO			
1	7:05.255	+5:44.801	10:43:28.675
2	1:22.307	+1.853	10:44:50.982
3	1:20.454		10:46:11.436
(6) CASTRO FRANKENBURG, LUCA			
1	1:19.233	+2.935	10:37:41.463
2	1:17.228	+0.930	10:38:58.691
3	1:17.419	+1.121	10:40:16.110
4	1:16.298		10:41:32.408
5	1:16.387	+0.089	10:42:48.795



RFME CE MINIVELOCIDAD KOTARR

Clasificado por vueltas

MiniGP 110 4t

Kotarr 1,600 km

Race-2

05/04/2026 12:45

Carrera (7 Vueltas) iniciado a 12:48:30

Pos.	Nº	Nombre	Total Tº	V.	Dif. resp. 1º	Dif. ant	Mejor T.	En V.	Marca	Club	Ptos
1	16	HIDALGO VILLAESCUSA, DANIEL	8:47.888	7			1:14.763	6	OHVALE	Ctat. Albaida	25
2	4	GADEA CHANA, DARIO	8:48.001	7	0.113	0.113	1:14.606	7	OHVALE	Ctat. Albaida	21
3	88	PIÑEIRO MOSQUERA, LUCA	8:49.772	7	1.884	1.771	1:14.687	3		V.F.M.	16
4	77	GANDULLO VAZQUEZ, DYLAN	8:49.904	7	2.016	0.132	1:14.833	5	POLINI		13
5	83	ITURAIN CASUSO, MARKEL	8:50.145	7	2.257	0.241	1:14.976	5		MC Vallisoletano	11
6	18	LOPEZ CARRILLO, OSCAR	8:50.379	7	2.491	0.234	1:14.911	5	OHVALE	Ctat. Albaida	10
7	10	DONCEL AIRES, EMMETT	9:00.132	7	12.244	9.753	1:15.971	2			9
8	6	CASTRO FRANKENBURG, LUCA	9:00.198	7	12.310	0.066	1:16.226	7			8
9	8	LIPAN , LU	9:00.748	7	12.860	0.550	1:16.299	6		Ctat. Albaida	7
10	20	JOVE SEGARRA, ALEIX	9:00.853	7	12.965	0.105	1:16.356	2	OHVALE	Mc St.Celoni	6
11	84	URBANO LEON, HUGO	9:04.522	7	16.634	3.669	1:16.738	4	OHVALE		5
12	11	LLAMAS SANTOS, LUIS	9:04.748	7	16.860	0.226	1:16.477	4	OHVALE		4
13	33	LAGO MARTINEZ, ANDRE	9:04.924	7	17.036	0.176	1:16.739	5		Ikeric Racing	3
14	73	NEGRE VELLISCA, MARIO	9:05.730	7	17.842	0.806	1:16.764	4	IMR	Ctat. Albaida	2
15	43	SOLES FAUQUET, MARC	9:05.872	7	17.984	0.142	1:15.807	6	OHVALE	Racc M.S.	1
16	37	GARCIA CONTRERAS, BELTRAN	9:06.106	7	18.218	0.234	1:16.697	5	OHVALE	Ctat. Albaida	0
17	57	BELLVER RUBIO, FRANCISCO	9:18.884	7	30.996	12.778	1:18.449	3		Ctat. Albaida	0
18	71	MARTINEZ ORTEGA, JUNE	9:24.851	7	36.963	5.967	1:19.105	2			0
No clasificado											
NT	17	PIÑERO LEAL, IAN	5:39.529	3	NT		1:19.171	2	OHVALE	Ctat. Albaida	0

Notificaciones

#4 mas 1 punto por vuelta rapida

Márgen de victoria	Velocidad media	Mejor tº de vuelta	Mejor Vel.	Mejor vuelta para
0.113	76,380	1:14.606	77,206	4 - GADEA CHANA, DARIO

Jefe de cronometraie

Orbits



RFME CE MINIVELOCIDAD KOTARR

MiniGP 110 4t

Kotarr 1,600 km

Race-2

05/04/2026 12:45

Carrera (7 Vueltas) iniciado a 12:48:30

Lap	Lap Tm	Diff	Time of Day
(16) HIDALGO VILLAESCUSA, DANIEL			
1	1:18.079	+3.316	12:49:49.037
2	1:15.053	+0.290	12:51:04.090
3	1:14.817	+0.054	12:52:18.907
4	1:14.934	+0.171	12:53:33.841
5	1:14.809	+0.046	12:54:48.650
6	1:14.763		12:56:03.413
7	1:14.774	+0.011	12:57:18.187
(4) GADEA CHANA, DARIO			
1	1:17.820	+3.214	12:49:49.002
2	1:15.392	+0.786	12:51:04.394
3	1:14.749	+0.143	12:52:19.143
4	1:14.989	+0.383	12:53:34.132
5	1:14.738	+0.132	12:54:48.870
6	1:14.824	+0.218	12:56:03.694
7	1:14.606		12:57:18.300
(88) PIÑEIRO MOSQUERA, LUCA			
1	1:18.075	+3.388	12:49:49.865
2	1:15.201	+0.514	12:51:05.066
3	1:14.687		12:52:19.753
4	1:14.944	+0.257	12:53:34.697
5	1:14.924	+0.237	12:54:49.621
6	1:15.000	+0.313	12:56:04.621
7	1:15.450	+0.763	12:57:20.071
(77) GANDULLO VAZQUEZ, DYLAN			
1	1:17.642	+2.809	12:49:49.484
2	1:15.336	+0.503	12:51:04.820
3	1:15.155	+0.322	12:52:19.975
4	1:15.119	+0.286	12:53:35.094
5	1:14.833		12:54:49.927
6	1:15.228	+0.395	12:56:05.155
7	1:15.048	+0.215	12:57:20.203
(83) ITURAIN CASUSO, MARKEL			
1	1:17.594	+2.618	12:49:49.420
2	1:15.204	+0.228	12:51:04.624
3	1:15.042	+0.066	12:52:19.666
4	1:14.980	+0.004	12:53:34.646
5	1:14.976		12:54:49.622
6	1:15.308	+0.332	12:56:04.930
7	1:15.514	+0.538	12:57:20.444
(18) LOPEZ CARRILLO, OSCAR			
1	1:18.123	+3.212	12:49:49.750
2	1:15.523	+0.612	12:51:05.273
3	1:14.956	+0.045	12:52:20.229
4	1:15.117	+0.206	12:53:35.346
5	1:14.911		12:54:50.257
6	1:15.029	+0.118	12:56:05.286
7	1:15.392	+0.481	12:57:20.678
(10) DONCEL AIRES, EMMETT			
1	1:18.804	+2.833	12:49:51.797
2	1:15.971		12:51:07.768
3	1:16.285	+0.314	12:52:24.053
4	1:16.551	+0.580	12:53:40.604
5	1:17.168	+1.197	12:54:57.772
6	1:16.309	+0.338	12:56:14.081
7	1:16.350	+0.379	12:57:30.431
(6) CASTRO FRANKENBURG, LUCA			
1	1:18.380	+2.154	12:49:50.565

Lap	Lap Tm	Diff	Time of Day
2	1:16.505	+0.279	12:51:07.070
3	1:16.837	+0.611	12:52:23.907
4	1:17.186	+0.960	12:53:41.093
5	1:16.874	+0.648	12:54:57.967
6	1:16.304	+0.078	12:56:14.271
7	1:16.226		12:57:30.497
(8) LIPAN, LU			
1	1:18.794	+2.495	12:49:51.613
2	1:16.350	+0.051	12:51:07.963
3	1:16.488	+0.189	12:52:24.451
4	1:16.473	+0.174	12:53:40.924
5	1:16.652	+0.353	12:54:57.576
6	1:16.299		12:56:13.875
7	1:17.172	+0.873	12:57:31.047
(20) JOVE SEGARRA, ALEIX			
1	1:18.661	+2.305	12:49:50.916
2	1:16.356		12:51:07.272
3	1:16.827	+0.471	12:52:24.099
4	1:17.055	+0.699	12:53:41.154
5	1:16.647	+0.291	12:54:57.801
6	1:16.539	+0.183	12:56:14.340
7	1:16.812	+0.456	12:57:31.152
(84) URBANO LEON, HUGO			
1	1:20.388	+3.650	12:49:53.173
2	1:17.089	+0.351	12:51:10.262
3	1:16.856	+0.118	12:52:27.118
4	1:16.738		12:53:43.856
5	1:16.900	+0.162	12:55:00.756
6	1:17.006	+0.268	12:56:17.762
7	1:17.059	+0.321	12:57:34.821
(11) LLAMAS SANTOS, LUIS			
1	1:21.020	+4.543	12:49:53.799
2	1:17.062	+0.585	12:51:10.861
3	1:16.870	+0.393	12:52:27.731
4	1:16.477		12:53:44.208
5	1:16.785	+0.308	12:55:00.993
6	1:17.242	+0.765	12:56:18.235
7	1:16.812	+0.335	12:57:35.047
(33) LAGO MARTINEZ, ANDRE			
1	1:20.244	+3.505	12:49:53.502
2	1:17.062	+0.323	12:51:10.564
3	1:16.869	+0.130	12:52:27.433
4	1:16.982	+0.243	12:53:44.415
5	1:16.739		12:55:01.154
6	1:17.171	+0.432	12:56:18.325
7	1:16.898	+0.159	12:57:35.223
(73) NEGRE VELLISCA, MARIO			
1	1:20.465	+3.701	12:49:52.960
2	1:17.240	+0.476	12:51:10.200
3	1:16.848	+0.084	12:52:27.048
4	1:16.764		12:53:43.812
5	1:16.908	+0.144	12:55:00.720
6	1:17.313	+0.549	12:56:18.033
7	1:17.996	+1.232	12:57:36.029
(43) SOLES FAUQUET, MARC			
1	1:21.176	+5.369	12:49:54.460
2	1:16.811	+1.004	12:51:11.271
3	1:16.871	+1.064	12:52:28.142
4	1:16.882	+1.075	12:53:45.024

Lap	Lap Tm	Diff	Time of Day
5	1:18.278	+2.471	12:55:03.302
6	1:15.807		12:56:19.109
7	1:17.062	+1.255	12:57:36.171
(37) GARCIA CONTRERAS, BELTRAN			
1	1:20.544	+3.847	12:49:53.955
2	1:17.034	+0.337	12:51:10.989
3	1:16.926	+0.229	12:52:27.915
4	1:16.753	+0.056	12:53:44.668
5	1:16.697		12:55:01.365
6	1:17.218	+0.521	12:56:18.583
7	1:17.822	+1.125	12:57:36.405
(57) BELLVER RUBIO, FRANCISCO			
1	1:23.103	+4.654	12:49:56.508
2	1:18.511	+0.062	12:51:15.019
3	1:18.449		12:52:33.468
4	1:18.963	+0.514	12:53:52.431
5	1:18.659	+0.210	12:55:11.090
6	1:18.800	+0.351	12:56:29.890
7	1:19.293	+0.844	12:57:49.183
(71) MARTINEZ ORTEGA, JUNE			
1	1:22.812	+3.707	12:49:56.892
2	1:19.105		12:51:15.997
3	1:19.679	+0.574	12:52:35.676
4	1:19.799	+0.694	12:53:55.475
5	1:19.898	+0.793	12:55:15.373
6	1:19.800	+0.695	12:56:35.173
7	1:19.977	+0.872	12:57:55.150
(17) PIÑERO LEAL, IAN			
1	1:22.742	+3.571	12:49:56.531
2	1:19.171		12:51:15.702
p3	2:54.126	+1:34.955	12:54:09.828




RFME CE MINIVELOCIDAD KOTARR

MiniGP 110 4t

Kotarr 1,600 km

Final MiniGP 110 4t



Pos	No.	Nombre	T. puntos	R1	R2	Q-1	Q-2	Marca	Club
1	16	HIDALGO VILLAESCUSA, DANIEL	46	20	25	1	0	OHVALE	Ctat. Albaida
2	4	GADEA CHANA, DARIO	36	16	20	0	0	OHVALE	Ctat. Albaida
3	77	GANDULLO VAZQUEZ, DYLAN	36	25	11	0	0	POLINI	
4	88	PIÑEIRO MOSQUERA, LUCA	26	13	13	0	0		V.F.M.
5	83	ITURAIN CASUSO, MARKEL	23	7	16	0	0		MC Vallisoletano
6	18	LOPEZ CARRILLO, OSCAR	22	12	10	0	0	OHVALE	Ctat. Albaida
7	8	LIPAN , LU	18	10	8	0	0		Ctat. Albaida
8	20	JOVE SEGARRA, ALEIX	15	9	6	0	0	OHVALE	Mc St.Celoni
9	11	LLAMAS SANTOS, LUIS	11	8	3	0	0	OHVALE	
10	84	URBANO LEON, HUGO	10	6	4	0	0	OHVALE	
11	10	DONCEL AIRES, EMMETT	9	0	9	0	0		
12	73	NEGRE VELLISCA, MARIO	9	4	5	0	0	IMR	Ctat. Albaida
13	6	CASTRO FRANKENBURG, LUCA	7	0	7	0	0		
14	43	SOLES FAUQUET, MARC	5	5	0	0	0	OHVALE	Racc M.S.
15	33	LAGO MARTINEZ, ANDRE	4	2	2	0	0		Ikeric Racing
16	37	GARCIA CONTRERAS, BELTRAN	4	3	1	0	0	OHVALE	Ctat. Albaida
17	17	PIÑERO LEAL, IAN	1	1	0	0	0	OHVALE	Ctat. Albaida
18	57	BELLVER RUBIO, FRANCISCO	0	0	0	0	0		Ctat. Albaida
19	71	MARTINEZ ORTEGA, JUNE	0	0	0	0	0		

Jefe de cronometraie

Orbits





RFME CE MINIVELOCIDAD KOTARR

Clasificado por mejor tiempo de vuelta

MotoMini Spain 160

Kotarr 1,600 km

Entrenamiento Cronometrado I

04/04/2026 14:55

Clasificación (15:00 Tiempo) iniciado a 14:56:10

Pos.	Nº	Nombre	Mejor Tm	En Vuelta	Vueltas	Dif. resp. 1º	Club	Marca
1	75	CASTILLA MEDINA, ALEJANDRO	1:11.433	5	7			OHVALE
2	30	ROMERA MARTINEZ, HUGO	1:11.727	9	12	0.294		OHVALE
3	24	MARTINEZ CAVA, SALVA	1:11.946	10	11	0.513	KSB Sport	OHVALE
4	61	LOPEZ ZUAZO EGEA, JUAN	1:12.015	5	9	0.582		OHVALE
5	15	GARCIA MELGAR, GAEL	1:12.181	10	12	0.748		OHVALE
6	95	PORTELA BARREIRO, MARTIN	1:12.266	9	12	0.833	Ikeric Racing	OHVALE
7	98	FARHAND , ZAAL	1:12.312	7	12	0.879		OHVALE
8	91	REARDON , ETHAN	1:12.606	6	11	1.173		OHVALE
9	72	CHICHURRI CRUCES, ALVARO	1:13.166	10	12	1.733		OHVALE
10	48	GONZALEZ MARTIN, MIGUEL ANGEL	1:13.312	7	11	1.879	Mc. Posadas	OHVALE
11	14	ESPINOSA MARTIN-CONSUEGRA, ALBERTO	1:13.340	10	12	1.907	Ctat. Albaida	OHVALE
12	41	BOR , POYRAZ	1:13.750	11	11	2.317		OHVALE
13	28	PALOS BRANDON, ALEIX	1:13.789	5	11	2.356	Mc. Polea SX	OHVALE
14	77	SOUSA NAVARRETE, HUGO	1:13.959	11	11	2.526	Ctat. Albaida	OHVALE
15	23	SAAVEDRA LOPEZ, EDUARDO	1:14.024	4	11	2.591	As Pontes MVR	OHVALE
16	17	GIL CALZADA, ARES	1:14.091	8	9	2.658		OHVALE
17	21	MIDDELMANN CASTAN, LEO	1:14.417	9	12	2.984	C.E.C. Alcarràs	OHVALE
18	27	GARCIA ALONSO, IKER	1:14.470	9	11	3.037	V.F.M.	OHVALE
19	59	BILKA , MATTEO TOMAS	1:15.786	10	12	4.353		OHVALE

Jefe de cronometraie

Orbits



RFME CE MINIVELOCIDAD KOTARR

MotoMini Spain 160

Kotarr 1,600 km

Entrenamiento Cronometrado I

04/04/2026 14:55

Clasificación (15:00 Tiempo) iniciado a 14:56:10

Lap	Lap Tm	Diff	Time of Day
(75) CASTILLA MEDINA, ALEJANDRO			
1			14:59:32.725
2	1:13.721	+2.288	15:00:46.446
3	1:12.035	+0.602	15:01:58.481
4	1:11.735	+0.302	15:03:10.216
5	1:11.433		15:04:21.649
6	1:11.556	+0.123	15:05:33.205
p7	1:09.576	-1.857	15:06:42.781

Lap	Lap Tm	Diff	Time of Day
(30) ROMERA MARTINEZ, HUGO			
1			14:59:05.302
2	1:13.682	+1.955	15:00:18.984
3	1:12.537	+0.810	15:01:31.521
4	1:12.403	+0.676	15:02:43.924
5	1:12.114	+0.387	15:03:56.038
6	1:12.093	+0.366	15:05:08.131
7	1:11.939	+0.212	15:06:20.070
8	1:11.854	+0.127	15:07:31.924
9	1:11.727		15:08:43.651
10	1:12.203	+0.476	15:09:55.854
11	1:11.877	+0.150	15:11:07.731
12	1:12.398	+0.671	15:12:20.129

Lap	Lap Tm	Diff	Time of Day
(24) MARTINEZ CAVA, SALVA			
1			14:59:10.586
2	1:14.302	+2.356	15:00:24.888
3	1:13.742	+1.796	15:01:38.630
4	1:12.653	+0.707	15:02:51.283
5	1:12.904	+0.958	15:04:04.187
6	1:12.659	+0.713	15:05:16.846
7	1:12.745	+0.799	15:06:29.591
8	1:12.301	+0.355	15:07:41.892
9	1:12.030	+0.084	15:08:53.922
10	1:11.946		15:10:05.868
11	1:12.179	+0.233	15:11:18.047

Lap	Lap Tm	Diff	Time of Day
(61) LOPEZ ZUAZO EGEEA, JUAN			
1			14:59:32.939
2	1:13.864	+1.849	15:00:46.803
3	1:12.524	+0.509	15:01:59.327
4	1:12.477	+0.462	15:03:11.804
5	1:12.015		15:04:23.819
6	1:12.842	+0.827	15:05:36.661
7	1:13.487	+1.472	15:06:50.148
8	1:12.236	+0.221	15:08:02.384
p9	1:09.395	-2.620	15:09:11.779

Lap	Lap Tm	Diff	Time of Day
(15) GARCIA MELGAR, GAEL			
1			14:58:00.671
2	1:13.991	+1.810	14:59:14.662
3	1:14.014	+1.833	15:00:28.676
4	1:13.014	+0.833	15:01:41.690
5	1:12.568	+0.387	15:02:54.258
6	1:12.615	+0.434	15:04:06.873
7	1:12.730	+0.549	15:05:19.603
8	1:12.425	+0.244	15:06:32.028
9	1:12.309	+0.128	15:07:44.337
10	1:12.181		15:08:56.518
11	1:12.471	+0.290	15:10:08.989
12	1:12.463	+0.282	15:11:21.452

Lap	Lap Tm	Diff	Time of Day
(95) PORTELA BARREIRO, MARTIN			
1			14:58:27.148
2	1:15.236	+2.970	14:59:42.384
3	1:13.617	+1.351	15:00:56.001

Lap	Lap Tm	Diff	Time of Day
4	1:13.600	+1.334	15:02:09.601
5	1:13.110	+0.844	15:03:22.711
6	1:12.493	+0.227	15:04:35.204
7	1:12.381	+0.115	15:05:47.585
8	1:12.287	+0.021	15:06:59.872
9	1:12.266		15:08:12.138
10	1:13.036	+0.770	15:09:25.174
11	1:12.270	+0.004	15:10:37.444
12	1:12.695	+0.429	15:11:50.139

Lap	Lap Tm	Diff	Time of Day
(98) FARHAND , ZAAL			
1			14:58:01.008
2	1:13.756	+1.444	14:59:14.764
3	1:14.052	+1.740	15:00:28.816
4	1:17.024	+4.712	15:01:45.840
5	1:12.634	+0.322	15:02:58.474
6	1:12.507	+0.195	15:04:10.981
7	1:12.312		15:05:23.293
8	1:14.716	+2.404	15:06:38.009
9	1:12.971	+0.659	15:07:50.980
10	1:12.331	+0.019	15:09:03.311
11	1:13.190	+0.878	15:10:16.501
12	1:12.659	+0.347	15:11:29.160

Lap	Lap Tm	Diff	Time of Day
(91) REARDON , ETHAN			
1			14:59:33.319
2	1:14.275	+1.669	15:00:47.594
3	1:13.023	+0.417	15:02:00.617
4	1:13.289	+0.683	15:03:13.906
5	1:12.941	+0.335	15:04:26.847
6	1:12.606		15:05:39.453
7	1:13.713	+1.107	15:06:53.166
8	1:12.963	+0.357	15:08:06.129
9	1:12.948	+0.342	15:09:19.077
10	1:12.889	+0.283	15:10:31.966
11	1:12.898	+0.292	15:11:44.864

Lap	Lap Tm	Diff	Time of Day
(72) CHICHURRI CRUCES, ALVARO			
1			14:58:01.904
2	1:16.178	+3.012	14:59:18.082
3	1:14.580	+1.414	15:00:32.662
4	1:14.357	+1.191	15:01:47.019
5	1:13.586	+0.420	15:03:00.605
6	1:13.541	+0.375	15:04:14.146
7	1:13.315	+0.149	15:05:27.461
8	1:13.209	+0.043	15:06:40.670
9	1:13.332	+0.166	15:07:54.002
10	1:13.166		15:09:07.168
11	1:13.460	+0.294	15:10:20.628
12	1:13.259	+0.093	15:11:33.887

Lap	Lap Tm	Diff	Time of Day
(48) GONZALEZ MARTIN, MIGUEL ANGEL			
1			14:58:23.288
2	1:18.442	+5.130	14:59:41.730
3	1:14.932	+1.620	15:00:56.662
4	1:13.687	+0.375	15:02:10.349
5	1:13.971	+0.659	15:03:24.320
6	1:13.553	+0.241	15:04:37.873
7	1:13.312		15:05:51.185
8	1:13.442	+0.130	15:07:04.627
9	1:13.670	+0.358	15:08:18.297
10	2:11.532	+58.220	15:10:29.829
11	1:16.222	+2.910	15:11:46.051

Lap	Lap Tm	Diff	Time of Day
(14) ESPINOSA MARTIN-CONSUEGRA, ALBERTO			
1			14:57:58.394

Lap	Lap Tm	Diff	Time of Day
2	1:15.225	+1.885	14:59:13.619
3	1:14.587	+1.247	15:00:28.206
4	1:13.912	+0.572	15:01:42.118
5	1:14.294	+0.954	15:02:56.412
6	1:14.561	+1.221	15:04:10.973
7	1:14.167	+0.827	15:05:25.140
8	1:14.282	+0.942	15:06:39.422
9	1:15.318	+1.978	15:07:54.740
10	1:13.340		15:09:08.080
11	1:13.741	+0.401	15:10:21.821
p12	1:16.234	+2.894	15:11:38.055

Lap	Lap Tm	Diff	Time of Day
(41) BOR , POYRAZ			
1			14:58:41.589
2	1:18.809	+5.059	15:00:00.398
3	1:15.353	+1.603	15:01:15.751
4	1:14.593	+0.843	15:02:30.344
5	1:14.515	+0.765	15:03:44.859
p6	1:10.862	-2.888	15:04:55.721
7	1:41.175	+27.425	15:06:36.896
8	1:14.684	+0.934	15:07:51.580
9	1:13.912	+0.162	15:09:05.492
10	1:14.076	+0.326	15:10:19.568
11	1:13.750		15:11:33.318

Lap	Lap Tm	Diff	Time of Day
(28) PALOS BRANDON, ALEIX			
1			14:58:38.760
p2	1:12.235	-1.554	14:59:50.995
3	2:06.113	+52.324	15:01:57.108
4	1:14.426	+0.637	15:03:11.534
5	1:13.789		15:04:25.323
6	1:13.796	+0.007	15:05:39.119
7	1:14.454	+0.665	15:06:53.573
8	1:13.816	+0.027	15:08:07.389
9	1:15.492	+1.703	15:09:22.881
10	1:13.932	+0.143	15:10:36.813
11	1:13.907	+0.118	15:11:50.720

Lap	Lap Tm	Diff	Time of Day
(77) SOUSA NAVARRETE, HUGO			
1			14:59:03.553
2	1:17.512	+3.553	15:00:21.065
3	1:15.184	+1.225	15:01:36.249
4	1:14.878	+0.919	15:02:51.127
5	1:14.550	+0.591	15:04:05.677
6	1:14.311	+0.352	15:05:19.988
7	1:14.153	+0.194	15:06:34.141
8	1:14.413	+0.454	15:07:48.554
9	1:14.130	+0.171	15:09:02.684
10	1:14.049	+0.090	15:10:16.733
11	1:13.959		15:11:30.692

Lap	Lap Tm	Diff	Time of Day
(23) SAAVEDRA LOPEZ, EDUARDO			
1			14:58:04.768
2	1:15.986	+1.962	14:59:20.754
3	1:14.879	+0.855	15:00:35.633
4	1:14.024		15:01:49.657
5	1:14.319	+0.295	15:03:03.976
6	1:16.513	+2.489	15:04:20.489
7	1:16.733	+2.709	15:05:37.222
8	1:16.122	+2.098	15:06:53.344
9	1:17.033	+3.009	15:08:10.377
10	1:15.109	+1.085	15:09:25.486
11	1:15.057	+1.033	15:10:40.543

Lap	Lap Tm	Diff	Time of Day
(17) GIL CALZADA, ARES			
1			14:59:01.060



RFME CE MINIVELOCIDAD KOTARR

MotoMini Spain 160

Kotarr 1,600 km

Entrenamiento Cronometrado I

04/04/2026 14:55

Clasificación (15:00 Tiempo) iniciado a 14:56:10



Lap	Lap Tm	Diff	Time of Day
2	1:15.477	+1.386	15:00:16.537
3	1:14.882	+0.791	15:01:31.419
4	1:14.486	+0.395	15:02:45.905
5	1:14.584	+0.493	15:04:00.489
6	1:14.543	+0.452	15:05:15.032
7	1:14.542	+0.451	15:06:29.574
8	1:14.091		15:07:43.665
p9	1:17.422	+3.331	15:09:01.087

Lap	Lap Tm	Diff	Time of Day
-----	--------	------	-------------

Lap	Lap Tm	Diff	Time of Day
-----	--------	------	-------------

(21) MIDDELMANN CASTAN, LEO

1			14:58:15.051
2	1:20.741	+6.324	14:59:35.792
3	1:17.845	+3.428	15:00:53.637
4	1:16.595	+2.178	15:02:10.232
5	1:15.311	+0.894	15:03:25.543
6	1:14.858	+0.441	15:04:40.401
7	1:14.728	+0.311	15:05:55.129
8	1:14.733	+0.316	15:07:09.862
9	1:14.417		15:08:24.279
10	1:14.738	+0.321	15:09:39.017
11	1:14.667	+0.250	15:10:53.684
12	1:15.681	+1.264	15:12:09.365

(27) GARCIA ALONSO, IKER

1			14:58:59.516
2	1:22.590	+8.120	15:00:22.106
3	1:17.270	+2.800	15:01:39.376
4	1:15.904	+1.434	15:02:55.280
5	1:15.655	+1.185	15:04:10.935
6	1:14.823	+0.353	15:05:25.758
7	1:14.581	+0.111	15:06:40.339
8	1:15.355	+0.885	15:07:55.694
9	1:14.470		15:09:10.164
10	1:15.042	+0.572	15:10:25.206
11	1:15.194	+0.724	15:11:40.400

(59) BILKA, MATTEO TOMAS

1			14:57:56.811
2	1:17.631	+1.845	14:59:14.442
3	1:16.435	+0.649	15:00:30.877
4	1:16.702	+0.916	15:01:47.579
5	1:16.257	+0.471	15:03:03.836
6	1:16.453	+0.667	15:04:20.289
7	1:16.307	+0.521	15:05:36.596
8	1:16.389	+0.603	15:06:52.985
9	1:16.463	+0.677	15:08:09.448
10	1:15.786		15:09:25.234
11	1:16.124	+0.338	15:10:41.358
12	1:17.092	+1.306	15:11:58.450

Jefe de cronometraie

Orbits





RFME CE MINIVELOCIDAD KOTARR

Clasificado por mejor tiempo de vuelta

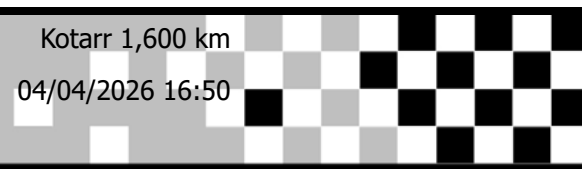
MotoMini Spain 160

Kotarr 1,600 km

Entrenamiento Cronometrado II

04/04/2026 16:50

Clasificación (15:00 Tiempo) iniciado a 16:51:11



Pos.	Nº	Nombre	Mejor Tm	En V.	V	Dif.	Club	Marca
1	75	CASTILLA MEDINA, ALEJANDRO	1:11.274	5	6			OHVALE
2	95	PORTELA BARREIRO, MARTIN	1:11.757	6	11	0.483	Ikeric Racing	OHVALE
3	61	LOPEZ ZUAZO EGEA, JUAN	1:12.147	10	11	0.873		OHVALE
4	15	GARCIA MELGAR, GAEL	1:12.214	12	13	0.940		
5	24	MARTINEZ CAVA, SALVA	1:12.283	8	11	1.009	KSB Sport	OHVALE
6	98	FARHAND , ZAAL	1:12.430	6	11	1.156		
7	91	REARDON , ETHAN	1:12.652	10	12	1.378		OHVALE
8	72	CHICHURRI CRUCES, ALVARO	1:13.391	12	12	2.117		OHVALE
9	48	GONZALEZ MARTIN, MIGUEL ANGEL	1:13.531	7	12	2.257	Mc. Posadas	OHVALE
10	17	GIL CALZADA, ARES	1:13.683	12	12	2.409		
11	28	PALOS BRANDON, ALEIX	1:13.692	3	10	2.418	Mc. Polea SX	OHVALE
12	41	BOR , POYRAZ	1:13.716	9	10	2.442		OHVALE
13	77	SOUSA NAVARRETE, HUGO	1:13.787	12	12	2.513	Ctat. Albaida	OHVALE
14	14	ESPINOSA MARTIN-CONSUEGRA, ALBERTO	1:13.809	5	12	2.535	Ctat. Albaida	
15	23	SAAVEDRA LOPEZ, EDUARDO	1:14.158	7	11	2.884	As Pontes MVR	OHVALE
16	21	MIDDELMANN CASTAN, LEO	1:14.357	7	11	3.083	C.E.C. Alcarràs	OHVALE
17	27	GARCIA ALONSO, IKER	1:14.934	8	12	3.660	V.F.M.	
18	59	BILKA , MATTEO TOMAS	1:14.967	12	12	3.693		OHVALE

No clasificado

NE	30	ROMERA MARTINEZ, HUGO		0				OHVALE
----	----	-----------------------	--	---	--	--	--	--------

Jefe de cronometraie

Orbits





RFME CE MINIVELOCIDAD KOTARR

MotoMini Spain 160

Kotarr 1,600 km

Entrenamiento Cronometrado II

04/04/2026 16:50

Clasificación (15:00 Tiempo) iniciado a 16:51:11

Lap	Lap Tm	Diff	Time of Day
(75) CASTILLA MEDINA, ALEJANDRO			
1			16:54:38.452
2	1:13.543	+2.269	16:55:51.995
3	1:13.953	+2.679	16:57:05.948
4	1:11.525	+0.251	16:58:17.473
5	1:11.274		16:59:28.747
p6	1:08.783	-2.491	17:00:37.530

Lap	Lap Tm	Diff	Time of Day
(95) PORTELA BARREIRO, MARTIN			
1			16:54:40.590
2	1:14.446	+2.689	16:55:55.036
3	1:13.071	+1.314	16:57:08.107
4	1:12.845	+1.088	16:58:20.952
5	1:12.171	+0.414	16:59:33.123
6	1:11.757		17:00:44.880
7	1:12.617	+0.860	17:01:57.497
8	1:12.340	+0.583	17:03:09.837
9	1:12.918	+1.161	17:04:22.755
10	1:19.219	+7.462	17:05:41.974
11	1:20.971	+9.214	17:07:02.945

Lap	Lap Tm	Diff	Time of Day
(61) LOPEZ ZUAZO EGEA, JUAN			
1			16:54:39.427
2	1:13.586	+1.439	16:55:53.013
3	1:13.104	+0.957	16:57:06.117
4	1:12.315	+0.168	16:58:18.432
5	1:12.199	+0.052	16:59:30.631
6	1:12.244	+0.097	17:00:42.875
7	1:12.366	+0.219	17:01:55.241
8	1:13.180	+1.033	17:03:08.421
9	1:12.798	+0.651	17:04:21.219
10	1:12.147		17:05:33.366
p11	1:10.329	-1.818	17:06:43.695

Lap	Lap Tm	Diff	Time of Day
(15) GARCIA MELGAR, GAEL			
1			16:52:42.775
2	1:13.816	+1.602	16:53:56.591
3	1:13.240	+1.026	16:55:09.831
4	1:12.657	+0.443	16:56:22.488
5	1:12.464	+0.250	16:57:34.952
6	1:12.708	+0.494	16:58:47.660
7	1:12.567	+0.353	17:00:00.227
8	1:12.376	+0.162	17:01:12.603
9	1:12.565	+0.351	17:02:25.168
10	1:12.480	+0.266	17:03:37.648
11	1:12.259	+0.045	17:04:49.907
12	1:12.214		17:06:02.121
13	1:12.257	+0.043	17:07:14.378

Lap	Lap Tm	Diff	Time of Day
(24) MARTINEZ CAVA, SALVA			
1			16:53:42.083
2	1:13.698	+1.415	16:54:55.781
3	1:13.306	+1.023	16:56:09.087
4	1:12.774	+0.491	16:57:21.861
5	1:12.885	+0.602	16:58:34.746
p6	1:10.111	-2.172	16:59:44.857
7	2:13.827	+1:01.544	17:01:58.684
8	1:12.283		17:03:10.967
9	1:12.939	+0.656	17:04:23.906
10	1:17.224	+4.941	17:05:41.130
p11	1:15.756	+3.473	17:06:56.886

Lap	Lap Tm	Diff	Time of Day
(98) FARHAND , ZAAL			
1			16:54:38.602
2	1:13.592	+1.162	16:55:52.194

Lap	Lap Tm	Diff	Time of Day
3	1:14.783	+2.353	16:57:06.977
4	1:12.610	+0.180	16:58:19.587
5	1:12.595	+0.165	16:59:32.182
6	1:12.430		17:00:44.612
7	1:12.682	+0.252	17:01:57.294
8	1:13.557	+1.127	17:03:10.851
9	1:12.989	+0.559	17:04:23.840
10	1:13.447	+1.017	17:05:37.287
11	1:12.688	+0.258	17:06:49.975

Lap	Lap Tm	Diff	Time of Day
(91) REARDON , ETHAN			
1			16:53:57.738
2	1:14.572	+1.920	16:55:12.310
3	1:13.509	+0.857	16:56:25.819
4	1:13.396	+0.744	16:57:39.215
5	1:12.776	+0.124	16:58:51.991
6	1:13.042	+0.390	17:00:05.033
7	1:13.262	+0.610	17:01:18.295
8	1:12.984	+0.332	17:02:31.279
9	1:13.014	+0.362	17:03:44.293
10	1:12.652		17:04:56.945
11	1:13.065	+0.413	17:06:10.010
12	1:12.797	+0.145	17:07:22.807

Lap	Lap Tm	Diff	Time of Day
(72) CHICHURRI CRUCES, ALVARO			
1			16:52:50.893
2	1:20.305	+6.914	16:54:11.198
3	1:15.492	+2.101	16:55:26.690
4	1:13.950	+0.559	16:56:40.640
5	1:13.945	+0.554	16:57:54.585
6	1:13.682	+0.291	16:59:08.267
7	1:13.705	+0.314	17:00:21.972
8	1:13.584	+0.193	17:01:35.556
9	1:13.684	+0.293	17:02:49.240
10	1:13.403	+0.012	17:04:02.643
11	1:13.597	+0.206	17:05:16.240
12	1:13.391		17:06:29.631

Lap	Lap Tm	Diff	Time of Day
(48) GONZALEZ MARTIN, MIGUEL ANGEL			
1			16:53:20.192
2	1:17.172	+3.641	16:54:37.364
3	1:23.217	+9.686	16:56:00.581
4	1:14.395	+0.864	16:57:14.976
5	1:14.035	+0.504	16:58:29.011
6	1:13.868	+0.337	16:59:42.879
7	1:13.531		17:00:56.410
8	1:13.699	+0.168	17:02:10.109
9	1:13.686	+0.155	17:03:23.795
10	1:13.713	+0.182	17:04:37.508
11	1:13.613	+0.082	17:05:51.121
12	1:13.604	+0.073	17:07:04.725

Lap	Lap Tm	Diff	Time of Day
(17) GIL CALZADA, ARES			
1			16:53:39.203
2	1:18.554	+4.871	16:54:57.757
3	1:15.871	+2.188	16:56:13.628
4	1:14.938	+1.255	16:57:28.566
5	1:15.472	+1.789	16:58:44.038
6	1:14.879	+1.196	16:59:58.917
7	1:14.815	+1.132	17:01:13.732
8	1:14.229	+0.546	17:02:27.961
9	1:14.252	+0.569	17:03:42.213
10	1:14.358	+0.675	17:04:56.571
11	1:14.399	+0.716	17:06:10.970
12	1:13.683		17:07:24.653

Lap	Lap Tm	Diff	Time of Day
(28) PALOS BRANDON, ALEIX			
1			16:54:40.924
2	1:14.422	+0.730	16:55:55.346
3	1:13.692		16:57:09.038
4	1:14.157	+0.465	16:58:23.195
5	1:14.925	+1.233	16:59:38.120
p6	1:09.026	-4.666	17:00:47.146
7	2:24.641	+1:10.949	17:03:11.787
8	1:13.824	+0.132	17:04:25.611
9	1:15.279	+1.587	17:05:40.890
10	1:14.349	+0.657	17:06:55.239

Lap	Lap Tm	Diff	Time of Day
(41) BOR , POYRAZ			
1			16:54:41.406
p2	1:11.505	-2.211	16:55:52.911
3	1:43.571	+29.855	16:57:36.482
4	1:14.156	+0.440	16:58:50.638
5	1:13.862	+0.146	17:00:04.500
6	1:14.241	+0.525	17:01:18.741
7	1:13.756	+0.040	17:02:32.497
8	1:14.063	+0.347	17:03:46.560
9	1:13.716		17:05:00.276
10	1:13.794	+0.078	17:06:14.070

Lap	Lap Tm	Diff	Time of Day
(77) SOUSA NAVARRETE, HUGO			
1			16:52:51.252
2	1:17.336	+3.549	16:54:08.588
3	1:14.579	+0.792	16:55:23.167
4	1:14.325	+0.538	16:56:37.492
5	1:14.516	+0.729	16:57:52.008
6	1:14.161	+0.374	16:59:06.169
7	1:13.992	+0.205	17:00:20.161
8	1:13.856	+0.069	17:01:34.017
9	1:14.129	+0.342	17:02:48.146
10	1:13.988	+0.201	17:04:02.134
11	1:13.904	+0.117	17:05:16.038
12	1:13.787		17:06:29.825

Lap	Lap Tm	Diff	Time of Day
(14) ESPINOSA MARTIN-CONSUEGRA, ALBERTO			
1			16:53:00.245
2	1:14.690	+0.881	16:54:14.935
3	1:14.143	+0.334	16:55:29.078
4	1:14.271	+0.462	16:56:43.349
5	1:13.809		16:57:57.158
6	1:13.943	+0.134	16:59:11.101
7	1:14.055	+0.246	17:00:25.156
8	1:13.923	+0.114	17:01:39.079
9	1:14.235	+0.426	17:02:53.314
10	1:14.070	+0.261	17:04:07.384
11	1:14.183	+0.374	17:05:21.567
12	1:14.112	+0.303	17:06:35.679

Lap	Lap Tm	Diff	Time of Day
(23) SAAVEDRA LOPEZ, EDUARDO			
1			16:53:10.074
2	1:15.672	+1.514	16:54:25.746
3	1:14.595	+0.437	16:55:40.341
4	1:15.072	+0.914	16:56:55.413
5	1:14.339	+0.181	16:58:09.752
6	1:14.365	+0.207	16:59:24.117
7	1:14.158		17:00:38.275
8	1:14.217	+0.059	17:01:52.492
9	1:14.468	+0.310	17:03:06.960
p10	1:11.023	-3.135	17:04:17.983
11	2:02.691	+48.533	17:06:20.674

Lap	Lap Tm	Diff	Time of Day
(21) MIDDELMANN CASTAN, LEO			

Jefe de cronometraje Orbits




RFME CE MINIVELOCIDAD KOTARR

MotoMini Spain 160

Kotarr 1,600 km

MotoMini Spain 160 Fusión Q1-Q2



Pos.	Nº	Nombre	Mejor Tº total	Q-1 Mejor Tm	Q-2 Mejor Tm
1	75	CASTILLA MEDINA, ALEJANDRO	1:11.274	1:11.433	1:11.274
2	30	ROMERA MARTINEZ, HUGO	1:11.727	1:11.727	
3	95	PORTELA BARREIRO, MARTIN	1:11.757	1:12.266	1:11.757
4	24	MARTINEZ CAVA, SALVA	1:11.946	1:11.946	1:12.283
5	61	LOPEZ ZUAZO EGEA, JUAN	1:12.015	1:12.015	1:12.147
6	15	GARCIA MELGAR, GAEL	1:12.181	1:12.181	1:12.214
7	98	FARHAND , ZAAL	1:12.312	1:12.312	1:12.430
8	91	REARDON , ETHAN	1:12.606	1:12.606	1:12.652
9	72	CHICHURRI CRUCES, ALVARO	1:13.166	1:13.166	1:13.391
10	48	GONZALEZ MARTIN, MIGUEL ANGEL	1:13.312	1:13.312	1:13.531
11	14	ESPINOSA MARTIN-CONSUEGRA, ALBERTO	1:13.340	1:13.340	1:13.809
12	17	GIL CALZADA, ARES	1:13.683	1:14.091	1:13.683
13	28	PALOS BRANDON, ALEIX	1:13.692	1:13.789	1:13.692
14	41	BOR , POYRAZ	1:13.716	1:13.750	1:13.716
15	77	SOUSA NAVARRETE, HUGO	1:13.787	1:13.959	1:13.787
16	23	SAAVEDRA LOPEZ, EDUARDO	1:14.024	1:14.024	1:14.158
17	21	MIDDELMANN CASTAN, LEO	1:14.357	1:14.417	1:14.357
18	27	GARCIA ALONSO, IKER	1:14.470	1:14.470	1:14.934
19	59	BILKA , MATTEO TOMAS	1:14.967	1:15.786	1:14.967

Jefe de cronometraie

Orbits





RFME CE MINIVELOCIDAD KOTARR

<p>MotoMini Spain 160</p> <p>Race-1</p> <p>Carrera (8 Vueltas)</p>	<p>Kotarr 1,600 km</p> <p>05/04/2026 10:55</p>
--	--



POLE POSITION

3	2	1	
95	30	75	1
6	5	4	2
15	61	24	3
9	8	7	4
72	91	98	5
12	11	10	6
17	14	48	7
15	14	13	8
77	41	28	9
18	17	16	10
27	21	23	11
		19	12
		59	13





RFME CE MINIVELOCIDAD KOTARR

Clasificado por vueltas

MotoMini Spain 160

Kotarr 1,600 km

Race-1

05/04/2026 10:55

Carrera (8 Vueltas) iniciado a 10:59:44

Pos.	Nº	Nombre	Total Tº	V.	Dif. resp. 1º	Dif. ant	Mejor T.	En V.	Marca	Club	Ptos
1	75	CASTILLA MEDINA, ALEJANDRO	9:34.630	8			1:11.055	5	OHVALE		26
2	30	ROMERA MARTINEZ, HUGO	9:40.523	8	5.893	5.893	1:11.664	8	OHVALE		20
3	24	MARTINEZ CAVA, SALVA	9:40.936	8	6.306	0.413	1:11.790	6	OHVALE	KSB Sport	16
4	61	LOPEZ ZUAZO EGEA, JUAN	9:42.666	8	8.036	1.730	1:11.990	5	OHVALE		13
5	15	GARCIA MELGAR, GAEL	9:44.795	8	10.165	2.129	1:12.164	5	OHVALE		11
6	95	PORTELA BARREIRO, MARTIN	9:44.892	8	10.262	0.097	1:12.190	5	OHVALE	Ikeric Racing	10
7	98	FARHAND , ZAAL	9:45.042	8	10.412	0.150	1:12.160	5	OHVALE		9
8	91	REARDON , ETHAN	9:49.117	8	14.487	4.075	1:12.759	4	OHVALE		8
9	72	CHICHURRI CRUCES, ALVARO	9:53.966	8	19.336	4.849	1:13.298	8	OHVALE		7
10	48	GONZALEZ MARTIN, MIGUEL ANGEL	9:54.070	8	19.440	0.104	1:12.824	8	OHVALE	Mc. Posadas	6
11	77	SOUSA NAVARRETE, HUGO	9:55.428	8	20.798	1.358	1:12.950	8	OHVALE	Ctat. Albaida	5
12	14	ESPINOSA MARTIN-CONSUEGRA, ALBE	9:55.632	8	21.002	0.204	1:12.909	8	OHVALE	Ctat. Albaida	4
13	28	PALOS BRANDON, ALEIX	9:55.756	8	21.126	0.124	1:12.872	8	OHVALE	Mc. Polea SX	3
14	17	GIL CALZADA, ARES	9:59.751	8	25.121	3.995	1:13.974	6	OHVALE		2
15	21	MIDDELMANN CASTAN, LEO	10:02.918	8	28.288	3.167	1:13.844	8	OHVALE	C.E.C. Alcarràs	1
16	23	SAAVEDRA LOPEZ, EDUARDO	10:03.022	8	28.392	0.104	1:13.877	8	OHVALE	As Pontes MVR	0
17	27	GARCIA ALONSO, IKER	10:03.216	8	28.586	0.194	1:13.908	8	OHVALE	V.F.M.	0
18	41	BOR , POYRAZ	10:12.030	8	37.400	8.814	1:14.873	8	OHVALE		0
19	59	BILKA , MATTEO TOMAS	10:13.198	8	38.568	1.168	1:15.427	2	OHVALE		0

Notificaciones

#75 mas 1 punto por vuelta rapida

Márgen de victoria	Velocidad media	Mejor tº de vuelta	Mejor Vel.	Mejor vuelta para
5.893	80,191	1:11.055	81,064	75 - CASTILLA MEDINA, ALEJAN

Jefe de cronometraie

Orbits





RFME CE MINIVELOCIDAD KOTARR

MotoMini Spain 160

Kotarr 1,600 km

Race-1

05/04/2026 10:55

Carrera (8 Vueltas) iniciado a 10:59:44

Lap	Lap Tm	Diff	Time of Day
(75) CASTILLA MEDINA, ALEJANDRO			
1	1:14.415	+3.360	11:00:59.179
2	1:11.799	+0.744	11:02:10.978
3	1:11.363	+0.308	11:03:22.341
4	1:11.202	+0.147	11:04:33.543
5	1:11.055		11:05:44.598
6	1:11.196	+0.141	11:06:55.794
7	1:11.358	+0.303	11:08:07.152
8	1:11.641	+0.586	11:09:18.793

Lap	Lap Tm	Diff	Time of Day
(30) ROMERA MARTINEZ, HUGO			
1	1:15.279	+3.615	11:01:00.288
2	1:12.643	+0.979	11:02:12.931
3	1:12.439	+0.775	11:03:25.370
4	1:12.049	+0.385	11:04:37.419
5	1:11.913	+0.249	11:05:49.332
6	1:11.900	+0.236	11:07:01.232
7	1:11.790	+0.126	11:08:13.022
8	1:11.664		11:09:24.686

Lap	Lap Tm	Diff	Time of Day
(24) MARTINEZ CAVA, SALVA			
1	1:15.137	+3.347	11:01:00.558
2	1:12.704	+0.914	11:02:13.262
3	1:12.475	+0.685	11:03:25.737
4	1:11.962	+0.172	11:04:37.699
5	1:11.815	+0.025	11:05:49.514
6	1:11.790		11:07:01.304
7	1:11.868	+0.078	11:08:13.172
8	1:11.927	+0.137	11:09:25.099

Lap	Lap Tm	Diff	Time of Day
(61) LOPEZ ZUAZO EGEEA, JUAN			
1	1:15.294	+3.304	11:01:00.798
2	1:12.705	+0.715	11:02:13.503
3	1:12.356	+0.366	11:03:25.859
4	1:12.125	+0.135	11:04:37.984
5	1:11.990		11:05:49.974
6	1:12.047	+0.057	11:07:02.021
7	1:12.160	+0.170	11:08:14.181
8	1:12.648	+0.658	11:09:26.829

Lap	Lap Tm	Diff	Time of Day
(15) GARCIA MELGAR, GAEL			
1	1:16.402	+4.238	11:01:02.164
2	1:12.497	+0.333	11:02:14.661
3	1:12.588	+0.424	11:03:27.249
4	1:12.662	+0.498	11:04:39.911
5	1:12.164		11:05:52.075
6	1:12.263	+0.099	11:07:04.338
7	1:12.293	+0.129	11:08:16.631
8	1:12.327	+0.163	11:09:28.958

Lap	Lap Tm	Diff	Time of Day
(95) PORTELA BARREIRO, MARTIN			
1	1:15.978	+3.788	11:01:01.531
2	1:12.858	+0.668	11:02:14.389
3	1:12.567	+0.377	11:03:26.956
4	1:12.725	+0.535	11:04:39.681
5	1:12.190		11:05:51.871
6	1:12.680	+0.490	11:07:04.551
7	1:12.268	+0.078	11:08:16.819
8	1:12.236	+0.046	11:09:29.055

Lap	Lap Tm	Diff	Time of Day
(98) FARHAND, ZAAL			
1	1:16.710	+4.550	11:01:02.710
2	1:12.508	+0.348	11:02:15.218
3	1:12.201	+0.041	11:03:27.419
4	1:12.593	+0.433	11:04:40.012

Lap	Lap Tm	Diff	Time of Day
5	1:12.160		11:05:52.172
6	1:12.515	+0.355	11:07:04.687
7	1:12.302	+0.142	11:08:16.989
8	1:12.216	+0.056	11:09:29.205

Lap	Lap Tm	Diff	Time of Day
(91) REARDON, ETHAN			
1	1:16.542	+3.783	11:01:02.562
2	1:13.203	+0.444	11:02:15.765
3	1:12.874	+0.115	11:03:28.639
4	1:12.759		11:04:41.398
5	1:12.849	+0.090	11:05:54.247
6	1:12.895	+0.136	11:07:07.142
7	1:13.038	+0.279	11:08:20.180
8	1:13.100	+0.341	11:09:33.280

Lap	Lap Tm	Diff	Time of Day
(72) CHICHURRI CRUCES, ALVARO			
1	1:16.788	+3.490	11:01:03.252
2	1:13.559	+0.261	11:02:16.811
3	1:13.602	+0.304	11:03:30.413
4	1:13.534	+0.236	11:04:43.947
5	1:13.752	+0.454	11:05:57.699
6	1:13.802	+0.504	11:07:11.501
7	1:13.330	+0.032	11:08:24.831
8	1:13.298		11:09:38.129

Lap	Lap Tm	Diff	Time of Day
(48) GONZALEZ MARTIN, MIGUEL ANGEL			
1	1:17.794	+4.970	11:01:04.371
2	1:13.965	+1.141	11:02:18.336
3	1:13.975	+1.151	11:03:32.311
4	1:13.803	+0.979	11:04:46.114
5	1:13.216	+0.392	11:05:59.330
6	1:13.149	+0.325	11:07:12.479
7	1:12.930	+0.106	11:08:25.409
8	1:12.824		11:09:38.233

Lap	Lap Tm	Diff	Time of Day
(77) SOUSA NAVARRETE, HUGO			
1	1:17.760	+4.810	11:01:04.583
2	1:14.575	+1.625	11:02:19.158
3	1:14.387	+1.437	11:03:33.545
4	1:13.717	+0.767	11:04:47.262
5	1:13.243	+0.293	11:06:00.505
6	1:13.093	+0.143	11:07:13.598
7	1:13.043	+0.093	11:08:26.641
8	1:12.950		11:09:39.591

Lap	Lap Tm	Diff	Time of Day
(14) ESPINOSA MARTIN-CONSUEGRA, ALBERTO			
1	1:17.551	+4.642	11:01:04.152
2	1:14.129	+1.220	11:02:18.281
3	1:13.942	+1.033	11:03:32.223
4	1:14.142	+1.233	11:04:46.365
5	1:13.361	+0.452	11:05:59.726
6	1:13.740	+0.831	11:07:13.466
7	1:13.420	+0.511	11:08:26.886
8	1:12.909		11:09:39.795

Lap	Lap Tm	Diff	Time of Day
(28) PALOS BRANDON, ALEIX			
1	1:17.957	+5.085	11:01:04.934
2	1:14.397	+1.525	11:02:19.331
3	1:13.687	+0.815	11:03:33.018
4	1:13.947	+1.075	11:04:46.965
5	1:12.913	+0.041	11:05:59.878
6	1:14.058	+1.186	11:07:13.936
7	1:13.111	+0.239	11:08:27.047
8	1:12.872		11:09:39.919

Lap	Lap Tm	Diff	Time of Day
(17) GIL CALZADA, ARES			

Lap	Lap Tm	Diff	Time of Day
1	1:17.521	+3.547	11:01:04.096
2	1:14.750	+0.776	11:02:18.846
3	1:13.990	+0.016	11:03:32.836
4	1:14.276	+0.302	11:04:47.112
5	1:14.060	+0.086	11:06:01.172
6	1:13.974		11:07:15.146
7	1:14.290	+0.316	11:08:29.436
8	1:14.478	+0.504	11:09:43.914

Lap	Lap Tm	Diff	Time of Day
(21) MIDDELMANN CASTAN, LEO			
1	1:18.559	+4.715	11:01:05.900
2	1:14.860	+1.016	11:02:20.760
3	1:14.771	+0.927	11:03:35.531
4	1:14.435	+0.591	11:04:49.966
5	1:14.540	+0.696	11:06:04.506
6	1:14.376	+0.532	11:07:18.882
7	1:14.355	+0.511	11:08:33.237
8	1:13.844		11:09:47.081

Lap	Lap Tm	Diff	Time of Day
(23) SAAVEDRA LOPEZ, EDUARDO			
1	1:18.677	+4.800	11:01:05.992
2	1:15.092	+1.215	11:02:21.084
3	1:14.758	+0.881	11:03:35.842
4	1:14.396	+0.519	11:04:50.238
5	1:14.305	+0.428	11:06:04.543
6	1:14.434	+0.557	11:07:18.977
7	1:14.331	+0.454	11:08:33.308
8	1:13.877		11:09:47.185

Lap	Lap Tm	Diff	Time of Day
(27) GARCIA ALONSO, IKER			
1	1:18.342	+4.434	11:01:05.683
2	1:15.285	+1.377	11:02:20.968
3	1:14.734	+0.826	11:03:35.702
4	1:14.432	+0.524	11:04:50.134
5	1:14.580	+0.672	11:06:04.714
6	1:14.434	+0.557	11:07:18.977
7	1:14.331	+0.454	11:08:33.308
8	1:13.877		11:09:47.185

Lap	Lap Tm	Diff	Time of Day
(41) BOR, POYRAZ			
1	1:19.798	+4.925	11:01:06.859
2	1:15.417	+0.544	11:02:22.276
3	1:15.881	+1.008	11:03:38.157
4	1:16.231	+1.358	11:04:54.388
5	1:15.708	+0.835	11:06:10.096
6	1:16.010	+1.137	11:07:26.106
7	1:15.214	+0.341	11:08:41.320
8	1:14.873		11:09:56.193

Lap	Lap Tm	Diff	Time of Day
(59) BILKA, MATTEO TOMAS			
1	1:18.610	+3.183	11:01:06.641
2	1:15.427		11:02:22.068
3	1:15.899	+0.472	11:03:37.967
4	1:16.215	+0.788	11:04:54.182
5	1:15.839	+0.412	11:06:10.021
6	1:15.971	+0.544	11:07:25.992
7	1:15.823	+0.396	11:08:41.815
8	1:15.546	+0.119	11:09:57.361

Jefe de cronometraje

Orbits





RFME CE MINIVELOCIDAD KOTARR

Clasificado por vueltas

MotoMini Spain 160

Kotarr 1,600 km

Race-2

05/04/2026 13:10

Carrera (8 Vueltas) iniciado a 13:13:16

Pos.	Nº	Nombre	Total Tº	V.	Dif. resp. 1º	Dif. ant	Mejor T.	En V.	Marca	Club	Ptos
1	75	CASTILLA MEDINA, ALEJANDRO	9:36.393	8			1:11.286	3	OHVALE		26
2	30	ROMERA MARTINEZ, HUGO	9:40.843	8	4.450	4.450	1:12.043	7	OHVALE		20
3	24	MARTINEZ CAVA, SALVA	9:43.866	8	7.473	3.023	1:12.016	6	OHVALE	KSB Sport	16
4	15	GARCIA MELGAR, GAEL	9:43.958	8	7.565	0.092	1:12.040	6			13
5	95	PORTELA BARREIRO, MARTIN	9:44.131	8	7.738	0.173	1:12.117	6	OHVALE	Ikeric Racing	11
6	98	FARHAND , ZAAL	9:44.585	8	8.192	0.454	1:11.907	6			10
7	61	LOPEZ ZUAZO EGEA, JUAN	9:44.851	8	8.458	0.266	1:11.968	6	OHVALE		9
8	91	REARDON , ETHAN	9:49.887	8	13.494	5.036	1:12.502	3	OHVALE		8
9	72	CHICHURRI CRUCES, ALVARO	9:50.017	8	13.624	0.130	1:12.777	8	OHVALE		7
10	14	ESPINOSA MARTIN-CONSUEGRA, ALBE	9:50.289	8	13.896	0.272	1:12.657	5		Ctat. Albaida	6
11	48	GONZALEZ MARTIN, MIGUEL ANGEL	9:50.407	8	14.014	0.118	1:12.750	8	OHVALE	Mc. Posadas	5
12	77	SOUSA NAVARRETE, HUGO	9:50.515	8	14.122	0.108	1:12.624	8	OHVALE	Ctat. Albaida	4
13	41	BOR , POYRAZ	9:58.165	8	21.772	7.650	1:13.520	7	OHVALE		3
14	17	GIL CALZADA, ARES	9:59.248	8	22.855	1.083	1:13.731	2			2
15	28	PALOS BRANDON, ALEIX	10:01.394	8	25.001	2.146	1:13.533	6	OHVALE	Mc. Polea SX	1
16	21	MIDDELMANN CASTAN, LEO	10:01.522	8	25.129	0.128	1:14.131	5	OHVALE	C.E.C. Alcarràs	0
17	27	GARCIA ALONSO, IKER	10:02.395	8	26.002	0.873	1:14.090	7		V.F.M.	0
18	23	SAAVEDRA LOPEZ, EDUARDO	10:02.462	8	26.069	0.067	1:14.114	6	OHVALE	As Pontes MVR	0
19	59	BILKA , MATTEO TOMAS	10:21.957	8	45.564	19.495	1:16.320	2	OHVALE		0

Notificaciones

#75 mas 1 punto por vuelta rapida

Márgen de victoria	Velocidad media	Mejor tº de vuelta	Mejor Vel.	Mejor vuelta para
4.450	79,945	1:11.286	80,801	75 - CASTILLA MEDINA, ALEJAN

Jefe de cronometraie

Orbits



RFME CE MINIVELOCIDAD KOTARR

MotoMini Spain 160

Kotarr 1,600 km

Race-2

05/04/2026 13:10

Carrera (8 Vueltas) iniciado a 13:13:16

Lap	Lap Tm	Diff	Time of Day
(75) CASTILLA MEDINA, ALEJANDRO			
1	1:14.702	+3.416	13:14:31.329
2	1:11.726	+0.440	13:15:43.055
3	1:11.286		13:16:54.341
4	1:11.317	+0.031	13:18:05.658
5	1:11.469	+0.183	13:19:17.127
6	1:11.404	+0.118	13:20:28.531
7	1:11.720	+0.434	13:21:40.251
8	1:12.160	+0.874	13:22:52.411

Lap	Lap Tm	Diff	Time of Day
(30) ROMERA MARTINEZ, HUGO			
1	1:15.040	+2.997	13:14:31.921
2	1:12.067	+0.024	13:15:43.988
3	1:12.134	+0.091	13:16:56.122
4	1:12.303	+0.260	13:18:08.425
5	1:12.095	+0.052	13:19:20.520
6	1:12.065	+0.022	13:20:32.585
7	1:12.043		13:21:44.628
8	1:12.233	+0.190	13:22:56.861

Lap	Lap Tm	Diff	Time of Day
(24) MARTINEZ CAVA, SALVA			
1	1:15.914	+3.898	13:14:33.156
2	1:12.630	+0.614	13:15:45.786
3	1:12.459	+0.443	13:16:58.245
4	1:12.769	+0.753	13:18:11.014
5	1:12.130	+0.114	13:19:23.144
6	1:12.016		13:20:35.160
7	1:12.211	+0.195	13:21:47.371
8	1:12.513	+0.497	13:22:59.884

Lap	Lap Tm	Diff	Time of Day
(15) GARCIA MELGAR, GAEL			
1	1:15.911	+3.871	13:14:33.424
2	1:12.561	+0.521	13:15:45.985
3	1:12.590	+0.550	13:16:58.575
4	1:12.293	+0.253	13:18:10.868
5	1:12.152	+0.112	13:19:23.020
6	1:12.040		13:20:35.060
7	1:12.284	+0.244	13:21:47.344
8	1:12.632	+0.592	13:22:59.976

Lap	Lap Tm	Diff	Time of Day
(95) PORTELA BARREIRO, MARTIN			
1	1:16.245	+4.128	13:14:33.581
2	1:12.549	+0.432	13:15:46.130
3	1:12.203	+0.086	13:16:58.333
4	1:12.183	+0.066	13:18:10.516
5	1:12.253	+0.136	13:19:22.769
6	1:12.117		13:20:34.886
7	1:12.835	+0.718	13:21:47.721
8	1:12.428	+0.311	13:23:00.149

Lap	Lap Tm	Diff	Time of Day
(98) FARHAND , ZAAL			
1	1:16.145	+4.238	13:14:33.817
2	1:12.558	+0.651	13:15:46.375
3	1:12.316	+0.409	13:16:58.691
4	1:12.487	+0.580	13:18:11.178
5	1:12.373	+0.466	13:19:23.551
6	1:11.907		13:20:35.458
7	1:12.571	+0.664	13:21:48.029
8	1:12.574	+0.667	13:23:00.603

Lap	Lap Tm	Diff	Time of Day
(61) LOPEZ ZUAZO EGEEA, JUAN			
1	1:16.592	+4.624	13:14:34.043
2	1:12.573	+0.605	13:15:46.616
3	1:12.321	+0.353	13:16:58.937
4	1:12.599	+0.631	13:18:11.536

Lap	Lap Tm	Diff	Time of Day
5	1:12.229	+0.261	13:19:23.765
6	1:11.968		13:20:35.733
7	1:12.635	+0.667	13:21:48.368
8	1:12.501	+0.533	13:23:00.869

Lap	Lap Tm	Diff	Time of Day
(91) REARDON , ETHAN			
1	1:17.316	+4.814	13:14:35.093
2	1:12.939	+0.437	13:15:48.032
3	1:12.502		13:17:00.534
4	1:13.182	+0.680	13:18:13.716
5	1:13.711	+1.209	13:19:27.427
6	1:12.852	+0.350	13:20:40.279
7	1:12.802	+0.300	13:21:53.081
8	1:12.824	+0.322	13:23:05.905

Lap	Lap Tm	Diff	Time of Day
(72) CHICHURRI CRUCES, ALVARO			
1	1:16.217	+3.440	13:14:34.362
2	1:13.019	+0.242	13:15:47.381
3	1:13.000	+0.223	13:17:00.381
4	1:13.153	+0.376	13:18:13.534
5	1:13.538	+0.761	13:19:27.072
6	1:13.372	+0.595	13:20:40.444
7	1:12.814	+0.037	13:21:53.258
8	1:12.777		13:23:06.035

Lap	Lap Tm	Diff	Time of Day
(14) ESPINOSA MARTIN-CONSUEGRA, ALBERTO			
1	1:17.290	+4.633	13:14:35.647
2	1:13.562	+0.905	13:15:49.209
3	1:13.008	+0.351	13:17:02.217
4	1:12.834	+0.177	13:18:15.051
5	1:12.657		13:19:27.708
6	1:12.987	+0.330	13:20:40.695
7	1:12.800	+0.143	13:21:53.495
8	1:12.812	+0.155	13:23:06.307

Lap	Lap Tm	Diff	Time of Day
(48) GONZALEZ MARTIN, MIGUEL ANGEL			
1	1:16.993	+4.243	13:14:35.186
2	1:13.049	+0.299	13:15:48.235
3	1:12.999	+0.249	13:17:01.234
4	1:12.840	+0.090	13:18:14.074
5	1:13.424	+0.674	13:19:27.498
6	1:13.394	+0.644	13:20:40.892
7	1:12.783	+0.033	13:21:53.675
8	1:12.750		13:23:06.425

Lap	Lap Tm	Diff	Time of Day
(77) SOUSA NAVARRETE, HUGO			
1	1:16.733	+4.109	13:14:35.301
2	1:13.656	+1.032	13:15:48.957
3	1:13.062	+0.438	13:17:02.019
4	1:12.787	+0.163	13:18:14.806
5	1:13.043	+0.419	13:19:27.849
6	1:13.177	+0.553	13:20:41.026
7	1:12.883	+0.259	13:21:53.909
8	1:12.624		13:23:06.533

Lap	Lap Tm	Diff	Time of Day
(41) BOR , POYRAZ			
1	1:17.961	+4.441	13:14:36.710
2	1:14.229	+0.709	13:15:50.939
3	1:14.605	+1.085	13:17:05.544
4	1:14.094	+0.574	13:18:19.638
5	1:13.629	+0.109	13:19:33.267
6	1:13.574	+0.054	13:20:46.841
7	1:13.520		13:22:00.361
8	1:13.822	+0.302	13:23:14.183

Lap	Lap Tm	Diff	Time of Day
(17) GIL CALZADA, ARES			

Lap	Lap Tm	Diff	Time of Day
1	1:17.356	+3.625	13:14:35.880
2	1:13.731		13:15:49.611
3	1:13.791	+0.060	13:17:03.402
4	1:14.354	+0.623	13:18:17.756
5	1:14.243	+0.512	13:19:31.999
6	1:14.675	+0.944	13:20:46.674
7	1:14.299	+0.568	13:22:00.973
8	1:14.293	+0.562	13:23:15.266

Lap	Lap Tm	Diff	Time of Day
(28) PALOS BRANDON, ALEIX			
1	1:17.286	+3.753	13:14:36.154
2	1:13.534	+0.001	13:15:49.688
3	1:15.601	+2.068	13:17:05.289
4	1:14.989	+1.456	13:18:20.278
5	1:14.752	+1.219	13:19:35.030
6	1:13.533		13:20:48.563
7	1:14.617	+1.084	13:22:03.180
8	1:14.232	+0.699	13:23:17.412

Lap	Lap Tm	Diff	Time of Day
(21) MIDDELMANN CASTAN, LEO			
1	1:17.391	+3.260	13:14:36.437
2	1:14.365	+0.234	13:15:50.802
3	1:14.455	+0.324	13:17:05.257
4	1:14.922	+0.791	13:18:20.179
5	1:14.131		13:19:34.310
6	1:14.247	+0.116	13:20:48.557
7	1:14.542	+0.411	13:22:03.099
8	1:14.441	+0.310	13:23:17.540

Lap	Lap Tm	Diff	Time of Day
(27) GARCIA ALONSO, IKER			
1	1:18.456	+4.366	13:14:37.688
2	1:15.228	+1.138	13:15:52.916
3	1:14.542	+0.452	13:17:07.458
4	1:14.318	+0.228	13:18:21.776
5	1:14.107	+0.017	13:19:35.883
6	1:14.148	+0.058	13:20:50.031
7	1:14.090		13:22:04.121
8	1:14.292	+0.202	13:23:18.413

Lap	Lap Tm	Diff	Time of Day
(23) SAAVEDRA LOPEZ, EDUARDO			
1	1:18.726	+4.612	13:14:37.813
2	1:15.329	+1.215	13:15:53.142
3	1:14.404	+0.290	13:17:07.546
4	1:14.306	+0.192	13:18:21.852
5	1:14.160	+0.046	13:19:36.012
6	1:14.114		13:20:50.126
7	1:14.147	+0.033	13:22:04.273
8	1:14.207	+0.093	13:23:18.480

Lap	Lap Tm	Diff	Time of Day
(59) BILKA , MATTEO TOMAS			
1	1:18.295	+1.975	13:14:37.464
2	1:16.320		13:15:53.784
3	1:17.595	+1.275	13:17:11.379
4	1:17.701	+1.381	13:18:29.080
5	1:17.438	+1.118	13:19:46.518
6	1:16.917	+0.597	13:21:03.435
7	1:17.302	+0.982	13:22:20.737
8	1:17.238	+0.918	13:23:37.975




RFME CE MINIVELOCIDAD KOTARR

MotoMini Spain 160

Kotarr 1,600 km

Final MotoMini Spain 160



Pos	No.	Nombre	T. puntos	R1	R2	Q-1	Q-2	Marca	Club
1	75	CASTILLA MEDINA, ALEJANDRO	53	26	26	0	1	OHVALE	
2	30	ROMERA MARTINEZ, HUGO	40	20	20	0	0	OHVALE	
3	24	MARTINEZ CAVA, SALVA	32	16	16	0	0	OHVALE	KSB Sport
4	15	GARCIA MELGAR, GAEL	24	11	13	0	0		
5	61	LOPEZ ZUAZO EGEA, JUAN	22	13	9	0	0	OHVALE	
6	95	PORTELA BARREIRO, MARTIN	21	10	11	0	0	OHVALE	Ikeric Racing
7	98	FARHAND , ZAAL	19	9	10	0	0		
8	91	REARDON , ETHAN	16	8	8	0	0	OHVALE	
9	72	CHICHURRI CRUCES, ALVARO	14	7	7	0	0	OHVALE	
10	48	GONZALEZ MARTIN, MIGUEL ANGEL	11	6	5	0	0	OHVALE	Mc. Posadas
11	14	ESPINOSA MARTIN-CONSUEGRA, ALBERTO	10	4	6	0	0		Ctat. Albaida
12	77	SOUSA NAVARRETE, HUGO	9	5	4	0	0	OHVALE	Ctat. Albaida
13	17	GIL CALZADA, ARES	4	2	2	0	0		
14	28	PALOS BRANDON, ALEIX	4	3	1	0	0	OHVALE	Mc. Polea SX
15	41	BOR , POYRAZ	3	0	3	0	0	OHVALE	
16	21	MIDDELMANN CASTAN, LEO	1	1	0	0	0	OHVALE	C.E.C. Alcarràs
17	23	SAAVEDRA LOPEZ, EDUARDO	0	0	0	0	0	OHVALE	As Pontes MVR
18	27	GARCIA ALONSO, IKER	0	0	0	0	0		V.F.M.
19	59	BILKA , MATTEO TOMAS	0	0	0	0	0	OHVALE	

Jefe de cronometraie

Orbits





RFME CE MINIVELOCIDAD KOTARR

Clasificado por mejor tiempo de vuelta


MotoMini Spain 190

Kotarr 1,600 km

Entrenamiento Cronometrado I

04/04/2026 15:15

Clasificación (15:00 Tiempo) iniciado a 15:21:10



Pos.	Nº	Nombre	Mejor Tm	En Vuelta	Vueltas	Dif. resp. 1º	Club	Marca
1	52	PAREJA RUIZ, GERONIMO	1:09.151	6	11		KSB Sport	OHVALE
2	25	SHENGBO SUN	1:09.346	7	12	0.195		
3	44	IGLESIAS ASSOLARI, SANTIAGO	1:09.658	8	12	0.507	Mc. Puch Asturi	
4	5	GONZALEZ MENEGOLLO, DIEGO ANDRES	1:09.729	8	10	0.578		OHVALE
5	85	GOTERRIS BORRAS, LUKE	1:10.043	13	13	0.892	Circuito del Mot	OHVALE
6	10	KUCERIK , SIMON	1:10.320	10	13	1.169		OHVALE
7	30	CAGIGAS GUTIERREZ, JOSE LUIS	1:10.388	5	13	1.237		
8	92	GONZALEZ DORTA, DANIEL	1:10.454	13	13	1.303		OHVALE
9	93	ALONSO VAZQUEZ, JOSE	1:10.490	5	13	1.339	P.M.B.	OHVALE
10	26	GONZÁLEZ RODRÍGUEZ, ALONSO	1:10.855	7	12	1.704		OHVALE
11	45	DA SILVA COELHO, ERIC	1:11.206	10	11	2.055		

Jefe de cronometraie

Orbits





RFME CE MINIVELOCIDAD KOTARR

MotoMini Spain 190

Kotarr 1,600 km

Entrenamiento Cronometrado I

04/04/2026 15:15

Clasificación (15:00 Tiempo) iniciado a 15:21:10

Lap	Lap Tm	Diff	Time of Day
(52) PAREJA RUIZ, GERONIMO			
1			15:22:49.454
2	1:11.971	+2.820	15:24:01.425
3	1:10.271	+1.120	15:25:11.696
4	1:09.785	+0.634	15:26:21.481
5	1:09.416	+0.265	15:27:30.897
6	1:09.151		15:28:40.048
7	1:09.285	+0.134	15:29:49.333
8	1:09.439	+0.288	15:30:58.772
p9	1:10.124	+0.973	15:32:08.896
10	3:11.305	+2:02.154	15:35:20.201
p11	1:09.185	+0.034	15:36:29.386

Lap	Lap Tm	Diff	Time of Day
(25) SHENGBO SUN			
1			15:22:39.227
2	1:11.077	+1.731	15:23:50.304
3	1:09.804	+0.458	15:25:00.108
4	1:09.421	+0.075	15:26:09.529
p5	1:06.775	-2.571	15:27:16.304
6	2:18.803	+1:09.457	15:29:35.107
7	1:09.346		15:30:44.453
8	1:09.706	+0.360	15:31:54.159
9	1:09.618	+0.272	15:33:03.777
10	1:11.689	+2.343	15:34:15.466
11	1:09.616	+0.270	15:35:25.082
12	1:25.815	+16.469	15:36:50.897

Lap	Lap Tm	Diff	Time of Day
(44) IGLESIAS ASSOLARI, SANTIAGO			
1			15:22:47.039
2	1:12.619	+2.961	15:23:59.658
3	1:11.057	+1.399	15:25:10.715
p4	1:06.329	-3.329	15:26:17.044
5	1:45.183	+35.525	15:28:02.227
6	1:09.962	+0.304	15:29:12.189
7	1:09.820	+0.162	15:30:22.009
8	1:09.658		15:31:31.667
9	1:09.686	+0.028	15:32:41.353
10	1:09.864	+0.206	15:33:51.217
11	1:11.100	+1.442	15:35:02.317
12	1:09.916	+0.258	15:36:12.233

Lap	Lap Tm	Diff	Time of Day
(5) GONZALEZ MENEGOLLO, DIEGO ANDRES			
1			15:22:51.803
p2	1:11.756	+2.027	15:24:03.559
3	2:37.625	+1:27.896	15:26:41.184
4	1:10.217	+0.488	15:27:51.401
5	1:09.949	+0.220	15:29:01.350
6	1:09.867	+0.138	15:30:11.217
7	1:09.891	+0.162	15:31:21.108
8	1:09.729		15:32:30.837
p9	1:08.472	-1.257	15:33:39.309
p10	3:48.837	+2:39.108	15:37:28.146

Lap	Lap Tm	Diff	Time of Day
(85) GOTERRIS BORRAS, LUKE			
1			15:22:51.615
2	1:10.860	+0.817	15:24:02.475
3	1:10.534	+0.491	15:25:13.009
4	1:10.460	+0.417	15:26:23.469
5	1:10.356	+0.313	15:27:33.825
6	1:12.606	+2.563	15:28:46.431
7	1:10.998	+0.955	15:29:57.429
8	1:11.416	+1.373	15:31:08.845
9	1:10.386	+0.343	15:32:19.231
10	1:10.936	+0.893	15:33:30.167
11	1:13.012	+2.969	15:34:43.179

Lap	Lap Tm	Diff	Time of Day
12	1:10.240	+0.197	15:35:53.419
13	1:10.043		15:37:03.462

Lap	Lap Tm	Diff	Time of Day
(10) KUCERIK , SIMON			
1			15:22:52.382
2	1:13.279	+2.959	15:24:05.661
3	1:11.101	+0.781	15:25:16.762
4	1:10.814	+0.494	15:26:27.576
5	1:10.699	+0.379	15:27:38.275
6	1:10.545	+0.225	15:28:48.820
7	1:10.696	+0.376	15:29:59.516
8	1:10.541	+0.221	15:31:10.057
9	1:10.327	+0.007	15:32:20.384
10	1:10.320		15:33:30.704
11	1:10.419	+0.099	15:34:41.123
12	1:10.412	+0.092	15:35:51.535
13	1:10.532	+0.212	15:37:02.067

Lap	Lap Tm	Diff	Time of Day
(30) CAGIGAS GUTIERREZ, JOSE LUIS			
1			15:22:52.143
2	1:11.588	+1.200	15:24:03.731
3	1:10.808	+0.420	15:25:14.539
4	1:10.584	+0.196	15:26:25.123
5	1:10.388		15:27:35.511
6	1:10.705	+0.317	15:28:46.216
7	1:11.290	+0.902	15:29:57.506
8	1:10.851	+0.463	15:31:08.357
9	1:10.604	+0.216	15:32:18.961
10	1:10.501	+0.113	15:33:29.462
11	1:10.663	+0.275	15:34:40.125
12	1:10.719	+0.331	15:35:50.844
13	1:10.612	+0.224	15:37:01.456

Lap	Lap Tm	Diff	Time of Day
(92) GONZALEZ DORTA, DANIEL			
1			15:22:39.792
2	1:11.680	+1.226	15:23:51.472
3	1:10.808	+0.354	15:25:02.280
4	1:10.689	+0.235	15:26:12.969
5	1:10.464	+0.010	15:27:23.433
6	1:10.583	+0.129	15:28:34.016
7	1:16.448	+5.994	15:29:50.464
8	1:10.874	+0.420	15:31:01.338
9	1:11.105	+0.651	15:32:12.443
10	1:17.383	+6.929	15:33:29.826
11	1:10.661	+0.207	15:34:40.487
12	1:10.707	+0.253	15:35:51.194
13	1:10.454		15:37:01.648

Lap	Lap Tm	Diff	Time of Day
(93) ALONSO VAZQUEZ, JOSE			
1			15:22:39.494
2	1:11.583	+1.093	15:23:51.077
3	1:10.647	+0.157	15:25:01.724
4	1:10.647	+0.157	15:26:12.371
5	1:10.490		15:27:22.861
6	1:10.837	+0.347	15:28:33.698
p7	1:10.095	-0.395	15:29:43.793
8	1:31.748	+21.258	15:31:15.541
9	1:10.939	+0.449	15:32:26.480
10	1:11.054	+0.564	15:33:37.534
11	1:10.732	+0.242	15:34:48.266
12	1:10.845	+0.355	15:35:59.111
13	1:10.963	+0.473	15:37:10.074

Lap	Lap Tm	Diff	Time of Day
(26) GONZÁLEZ RODRÍGUEZ, ALONSO			
1			15:22:46.623
2	1:12.962	+2.107	15:23:59.585

Lap	Lap Tm	Diff	Time of Day
p3	1:07.221	-3.634	15:25:06.806
4	1:32.555	+21.700	15:26:39.361
5	1:11.390	+0.535	15:27:50.751
6	1:11.103	+0.248	15:29:01.854
7	1:10.855		15:30:12.709
8	1:11.136	+0.281	15:31:23.845
9	1:10.903	+0.048	15:32:34.748
10	1:10.994	+0.139	15:33:45.742
11	1:10.861	+0.006	15:34:56.603
p12	1:08.769	-2.086	15:36:05.372

Lap	Lap Tm	Diff	Time of Day
(45) DA SILVA COELHO, ERIC			
1			15:22:52.169
2	1:16.383	+5.177	15:24:08.552
3	1:12.754	+1.548	15:25:21.306
p4	1:07.919	-3.287	15:26:29.225
5	2:57.239	+1:46.033	15:29:26.464
6	1:12.590	+1.384	15:30:39.054
7	1:12.274	+1.068	15:31:51.328
8	1:12.200	+0.994	15:33:03.528
9	1:12.232	+1.026	15:34:15.760
10	1:11.206		15:35:26.966
p11	1:08.504	-2.702	15:36:35.470

Jefe de cronometraie Orbits



RFME CE MINIVELOCIDAD KOTARR

Clasificado por mejor tiempo de vuelta

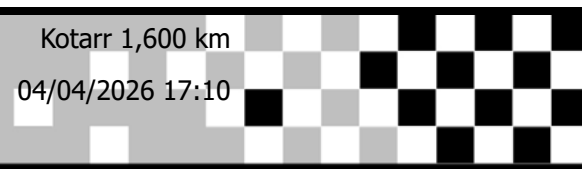
MotoMini Spain 190

Kotarr 1,600 km

Entrenamiento Cronometrado II

04/04/2026 17:10

Clasificación (15:00 Tiempo) iniciado a 17:11:09



Pos.	Nº	Nombre	Mejor Tm	En V.	V	Dif.	Club	Marca
1	44	IGLESIAS ASSOLARI, SANTIAGO	1:09.215	7	10		Mc. Puch Asturi	
2	52	PAREJA RUIZ, GERONIMO	1:09.223	6	11	0.008	KSB Sport	OHVALE
3	5	GONZALEZ MENEGOLLO, DIEGO ANDRES	1:09.292	11	11	0.077		OHVALE
4	25	SHENGBO SUN	1:09.473	7	8	0.258		
5	10	KUCERIK , SIMON	1:09.937	12	12	0.722		OHVALE
6	85	GOTERRIS BORRAS, LUKE	1:10.059	6	9	0.844	Circuito del Mot	OHVALE
7	30	CAGIGAS GUTIERREZ, JOSE LUIS	1:10.079	9	11	0.864		
8	93	ALONSO VAZQUEZ, JOSE	1:10.199	12	12	0.984	P.M.B.	OHVALE
9	92	GONZALEZ DORTA, DANIEL	1:10.246	10	12	1.031		OHVALE
10	26	GONZÁLEZ RODRÍGUEZ, ALONSO	1:10.652	7	11	1.437		OHVALE
11	45	DA SILVA COELHO, ERIC	1:11.589	10	12	2.374		

Jefe de cronometraie

Orbits





RFME CE MINIVELOCIDAD KOTARR

MotoMini Spain 190

Kotarr 1,600 km

Entrenamiento Cronometrado II

04/04/2026 17:10

Clasificación (15:00 Tiempo) iniciado a 17:11:09

Lap	Lap Tm	Diff	Time of Day
(44) IGLESIAS ASSOLARI, SANTIAGO			
1			17:14:20.554
2	1:11.709	+2.494	17:15:32.263
3	1:13.728	+4.513	17:16:45.991
p4	1:11.635	+2.420	17:17:57.626
5	3:23.326	+2:14.111	17:21:20.952
6	1:09.378	+0.163	17:22:30.330
7	1:09.215		17:23:39.545
8	1:09.799	+0.584	17:24:49.344
9	1:09.446	+0.231	17:25:58.790
10	1:09.406	+0.191	17:27:08.196

Lap	Lap Tm	Diff	Time of Day
(52) PAREJA RUIZ, GERONIMO			
1			17:14:19.806
2	1:11.592	+2.369	17:15:31.398
3	1:09.856	+0.633	17:16:41.254
4	1:09.601	+0.378	17:17:50.855
5	1:09.554	+0.331	17:19:00.409
6	1:09.223		17:20:09.632
7	1:10.595	+1.372	17:21:20.227
8	1:09.479	+0.256	17:22:29.706
9	1:09.488	+0.265	17:23:39.194
p10	1:05.623	-3.600	17:24:44.817
p11	1:56.644	+47.421	17:26:41.461

Lap	Lap Tm	Diff	Time of Day
(5) GONZALEZ MENEGOLLO, DIEGO ANDRES			
1			17:14:20.407
2	1:11.713	+2.421	17:15:32.120
3	1:13.610	+4.318	17:16:45.730
p4	1:11.535	+2.243	17:17:57.265
5	2:10.150	+1:00.858	17:20:07.415
6	1:13.041	+3.749	17:21:20.456
7	1:09.411	+0.119	17:22:29.867
8	1:09.421	+0.129	17:23:39.288
9	1:09.890	+0.598	17:24:49.178
10	1:09.373	+0.081	17:25:58.551
11	1:09.292		17:27:07.843

Lap	Lap Tm	Diff	Time of Day
(25) SHENGBO SUN			
1			17:12:37.501
2	1:10.568	+1.095	17:13:48.069
3	1:10.013	+0.540	17:14:58.082
4	1:11.837	+2.364	17:16:09.919
p5	1:13.830	+4.357	17:17:23.749
6	7:28.458	+6:18.985	17:24:52.207
7	1:09.473		17:26:01.680
8	1:09.822	+0.349	17:27:11.502

Lap	Lap Tm	Diff	Time of Day
(10) KUCERIK, SIMON			
1			17:13:06.611
2	1:14.570	+4.633	17:14:21.181
3	1:12.484	+2.547	17:15:33.665
4	1:13.215	+3.278	17:16:46.880
5	1:11.757	+1.820	17:17:58.637
6	1:11.083	+1.146	17:19:09.720
7	1:11.292	+1.355	17:20:21.012
8	1:10.094	+0.157	17:21:31.106
9	1:11.156	+1.219	17:22:42.262
10	1:10.336	+0.399	17:23:52.598
11	1:12.003	+2.066	17:25:04.601
12	1:09.937		17:26:14.538

Lap	Lap Tm	Diff	Time of Day
(85) GOTERRIS BORRAS, LUKE			
p1			17:13:29.349
2	1:59.001	+48.942	17:15:28.350

Lap	Lap Tm	Diff	Time of Day
p3	1:09.203	-0.856	17:16:37.553
p4	2:31.087	+1:21.028	17:19:08.640
5	3:22.137	+2:12.078	17:22:30.777
6	1:10.059		17:23:40.836
7	1:10.089	+0.030	17:24:50.925
8	1:10.354	+0.295	17:26:01.279
9	1:10.082	+0.023	17:27:11.361

Lap	Lap Tm	Diff	Time of Day
(30) CAGIGAS GUTIERREZ, JOSE LUIS			
1			17:14:20.722
2	1:11.736	+1.657	17:15:32.458
3	1:13.977	+3.898	17:16:46.435
4	1:11.699	+1.620	17:17:58.134
5	1:10.664	+0.585	17:19:08.798
6	1:10.807	+0.728	17:20:19.605
7	1:10.555	+0.476	17:21:30.160
8	1:13.045	+2.966	17:22:43.205
9	1:10.079		17:23:53.284
10	1:10.429	+0.350	17:25:03.713
11	1:10.087	+0.008	17:26:13.800

Lap	Lap Tm	Diff	Time of Day
(93) ALONSO VAZQUEZ, JOSE			
1			17:12:41.455
p2	1:09.975	-0.224	17:13:51.430
3	1:41.715	+31.516	17:15:33.145
4	1:13.467	+3.268	17:16:46.612
5	1:11.878	+1.679	17:17:58.490
6	1:10.625	+0.426	17:19:09.115
p7	1:08.645	-1.554	17:20:17.760
8	2:14.245	+1:04.046	17:22:32.005
9	1:10.558	+0.359	17:23:42.563
10	1:10.234	+0.035	17:24:52.797
11	1:10.359	+0.160	17:26:03.156
12	1:10.199		17:27:13.355

Lap	Lap Tm	Diff	Time of Day
(92) GONZALEZ DORTA, DANIEL			
1			17:12:41.199
2	1:13.225	+2.979	17:13:54.424
3	1:34.255	+24.009	17:15:28.679
4	1:14.939	+4.693	17:16:43.618
5	1:13.621	+3.375	17:17:57.239
6	1:11.237	+0.991	17:19:08.476
7	1:10.561	+0.315	17:20:19.037
8	1:10.852	+0.606	17:21:29.889
9	1:12.893	+2.647	17:22:42.782
10	1:10.246		17:23:53.028
11	1:10.417	+0.171	17:25:03.445
12	1:10.326	+0.080	17:26:13.771

Lap	Lap Tm	Diff	Time of Day
(26) GONZÁLEZ RODRÍGUEZ, ALONSO			
1			17:14:21.022
2	1:12.475	+1.823	17:15:33.497
3	1:12.883	+2.231	17:16:46.380
4	1:11.268	+0.616	17:17:57.648
5	1:11.069	+0.417	17:19:08.717
6	1:10.728	+0.076	17:20:19.445
7	1:10.652		17:21:30.097
8	1:11.187	+0.535	17:22:41.284
9	1:10.864	+0.212	17:23:52.148
10	1:10.775	+0.123	17:25:02.923
11	1:10.665	+0.013	17:26:13.588

Lap	Lap Tm	Diff	Time of Day
(45) DA SILVA COELHO, ERIC			
1			17:13:16.896
2	1:13.209	+1.620	17:14:30.105
3	1:12.578	+0.989	17:15:42.683

Jefe de cronometraie

Orbits






RFME CE MINIVELOCIDAD KOTARR

MotoMini Spain 190

Kotarr 1,600 km

MotoMini Spain 160 Fusión Q1-Q2



Pos.	Nº	Nombre	Mejor Tº total	Q-1 Mejor Tm	Q-2 Mejor Tm
1	52	PAREJA RUIZ, GERONIMO	1:09.151	1:09.151	1:09.223
2	44	IGLESIAS ASSOLARI, SANTIAGO	1:09.215	1:09.658	1:09.215
3	5	GONZALEZ MENEGOLLO, DIEGO ANDRES	1:09.292	1:09.729	1:09.292
4	25	SHENGBO SUN	1:09.346	1:09.346	1:09.473
5	10	KUCERIK , SIMON	1:09.937	1:10.320	1:09.937
6	85	GOTERRIS BORRAS, LUKE	1:10.043	1:10.043	1:10.059
7	30	CAGIGAS GUTIERREZ, JOSE LUIS	1:10.079	1:10.388	1:10.079
8	93	ALONSO VAZQUEZ, JOSE	1:10.199	1:10.490	1:10.199
9	92	GONZALEZ DORTA, DANIEL	1:10.246	1:10.454	1:10.246
10	26	GONZÁLEZ RODRÍGUEZ, ALONSO	1:10.652	1:10.855	1:10.652
11	45	DA SILVA COELHO, ERIC	1:11.206	1:11.206	1:11.589

Jefe de cronometraje

Orbits





RFME CE MINIVELOCIDAD KOTARR

MotoMini Spain 190	Kotarr 1,600 km
Race-1	05/04/2026 11:20
Carrera (9 Vueltas)	



POLE POSITION





RFME CE MINIVELOCIDAD KOTARR

Clasificado por vueltas

MotoMini Spain 190

Kotarr 1,600 km

Race-1

05/04/2026 11:20

Carrera (9 Vueltas) iniciado a 11:23:45

Pos.	Nº	Nombre	Total Tº	V.	Dif. resp. 1º	Dif. ant	Mejor T.	En V.	Marca	Club	Ptos
1	25	SHENGBO SUN	10:27.022	9			1:09.038	9			25
2	5	GONZALEZ MENEGOLLO, DIEGO ANDR	10:27.178	9	0.156	0.156	1:08.946	9	OHVALE		20
3	44	IGLESIAS ASSOLARI, SANTIAGO	10:27.333	9	0.311	0.155	1:08.945	3		Mc. Puch Asturias	17
4	30	CAGIGAS GUTIERREZ, JOSE LUIS	10:35.857	9	8.835	8.524	1:09.966	8			13
5	85	GOTERRIS BORRAS, LUKE	10:36.088	9	9.066	0.231	1:09.687	5	OHVALE	Circuito del Motor	11
6	93	ALONSO VAZQUEZ, JOSE	10:39.070	9	12.048	2.982	1:10.120	4	OHVALE	P.M.B.	10
7	10	KUCERIK, SIMON	10:41.233	9	14.211	2.163	1:09.884	9	OHVALE		9
8	26	GONZÁLEZ RODRÍGUEZ, ALONSO	10:41.367	9	14.345	0.134	1:10.371	9	OHVALE		8
9	92	GONZALEZ DORTA, DANIEL	10:41.662	9	14.640	0.295	1:10.342	8	OHVALE		7
10	45	DA SILVA COELHO, ERIC	10:50.453	9	23.431	8.791	1:10.963	3			6
11	52	PAREJA RUIZ, GERONIMO	10:34.189	8	1 Vuelta	1 Vuelta	1:09.831	8	OHVALE	KSB Sport	5

Notificaciones

#10 penalizado con 5 segundos, por adelantarse en la salida

#44 mas 1 punto por Vuelta rapida

Márgen de victoria	Velocidad media	Mejor tº de vuelta	Mejor Vel.	Mejor vuelta para
0.156	82,677	1:08.945	83,545	44 - IGLESIAS ASSOLARI, SANTI

Jefe de cronometraie

Orbits





RFME CE MINIVELOCIDAD KOTARR

MotoMini Spain 190

Kotarr 1,600 km

Race-1

05/04/2026 11:20

Carrera (9 Vueltas) iniciado a 11:23:45

Lap	Lap Tm	Diff	Time of Day
(25) SHENGBO SUN			
1	1:11.655	+2.617	11:24:58.594
2	1:09.512	+0.474	11:26:08.106
3	1:09.333	+0.295	11:27:17.439
4	1:09.356	+0.318	11:28:26.795
5	1:09.263	+0.225	11:29:36.058
6	1:09.324	+0.286	11:30:45.382
7	1:09.236	+0.198	11:31:54.618
8	1:09.110	+0.072	11:33:03.728
9	1:09.038		11:34:12.766

Lap	Lap Tm	Diff	Time of Day
(5) GONZALEZ MENEGOLLO, DIEGO ANDRES			
1	1:12.301	+3.355	11:24:59.199
2	1:09.364	+0.418	11:26:08.563
3	1:09.258	+0.312	11:27:17.821
4	1:09.436	+0.490	11:28:27.257
5	1:09.333	+0.387	11:29:36.590
6	1:09.174	+0.228	11:30:45.764
7	1:09.003	+0.057	11:31:54.767
8	1:09.209	+0.263	11:33:03.976
9	1:08.946		11:34:12.922

Lap	Lap Tm	Diff	Time of Day
(44) IGLESIAS ASSOLARI, SANTIAGO			
1	1:13.657	+4.712	11:25:00.235
2	1:09.166	+0.221	11:26:09.401
3	1:08.945		11:27:18.346
4	1:09.098	+0.153	11:28:27.444
5	1:09.287	+0.342	11:29:36.731
6	1:09.229	+0.284	11:30:45.960
7	1:09.005	+0.060	11:31:54.965
8	1:09.144	+0.199	11:33:04.109
9	1:08.968	+0.023	11:34:13.077

Lap	Lap Tm	Diff	Time of Day
(30) CAGIGAS GUTIERREZ, JOSE LUIS			
1	1:13.000	+3.034	11:25:00.670
2	1:10.072	+0.106	11:26:10.742
3	1:10.129	+0.163	11:27:20.871
4	1:10.382	+0.416	11:28:31.253
5	1:10.189	+0.223	11:29:41.442
6	1:10.105	+0.139	11:30:51.547
7	1:10.110	+0.144	11:32:01.657
8	1:09.966		11:33:11.623
9	1:09.978	+0.012	11:34:21.601

Lap	Lap Tm	Diff	Time of Day
(85) GOTERRIS BORRAS, LUKE			
1	1:14.235	+4.548	11:25:01.493
2	1:10.386	+0.699	11:26:11.879
3	1:10.177	+0.490	11:27:22.056
4	1:10.125	+0.438	11:28:32.181
5	1:09.687		11:29:41.868
6	1:09.813	+0.126	11:30:51.681
7	1:10.109	+0.422	11:32:01.790
8	1:10.066	+0.379	11:33:11.856
9	1:09.976	+0.289	11:34:21.832

Lap	Lap Tm	Diff	Time of Day
(93) ALONSO VAZQUEZ, JOSE			
1	1:13.934	+3.814	11:25:01.648
2	1:10.489	+0.369	11:26:12.137
3	1:10.255	+0.135	11:27:22.392
4	1:10.120		11:28:32.512
5	1:10.359	+0.239	11:29:42.871
6	1:10.245	+0.125	11:30:53.116
7	1:10.221	+0.101	11:32:03.337
8	1:10.568	+0.448	11:33:13.905
9	1:10.909	+0.789	11:34:24.814

Lap	Lap Tm	Diff	Time of Day
(10) KUCERIK, SIMON			
1	1:13.455	+3.571	11:25:00.222
2	1:10.726	+0.842	11:26:10.948
3	1:10.284	+0.400	11:27:21.232
4	1:10.222	+0.338	11:28:31.454
5	1:10.147	+0.263	11:29:41.601
6	1:10.451	+0.567	11:30:52.052
7	1:10.009	+0.125	11:32:02.061
8	1:10.032	+0.148	11:33:12.093
9	1:09.884		11:34:21.977

Lap	Lap Tm	Diff	Time of Day
(26) GONZÁLEZ RODRÍGUEZ, ALONSO			
1	1:14.109	+3.738	11:25:02.016
2	1:11.104	+0.733	11:26:13.120
3	1:10.714	+0.343	11:27:23.834
4	1:10.561	+0.190	11:28:34.395
5	1:10.696	+0.325	11:29:45.091
6	1:10.729	+0.358	11:30:55.820
7	1:10.532	+0.161	11:32:06.352
8	1:10.388	+0.017	11:33:16.740
9	1:10.371		11:34:27.111

Lap	Lap Tm	Diff	Time of Day
(92) GONZALEZ DORTA, DANIEL			
1	1:14.089	+3.747	11:25:01.808
2	1:10.894	+0.552	11:26:12.702
3	1:10.719	+0.377	11:27:23.421
4	1:10.655	+0.313	11:28:34.076
5	1:10.779	+0.437	11:29:44.855
6	1:11.107	+0.765	11:30:55.962
7	1:10.572	+0.230	11:32:06.534
8	1:10.342		11:33:16.876
9	1:10.530	+0.188	11:34:27.406

Lap	Lap Tm	Diff	Time of Day
(45) DA SILVA COELHO, ERIC			
1	1:14.310	+3.347	11:25:02.545
2	1:11.197	+0.234	11:26:13.742
3	1:10.963		11:27:24.705
4	1:11.293	+0.330	11:28:35.998
5	1:12.035	+1.072	11:29:48.033
6	1:11.628	+0.665	11:30:59.661
7	1:12.073	+1.110	11:32:11.734
8	1:12.098	+1.135	11:33:23.832
9	1:12.365	+1.402	11:34:36.197

Lap	Lap Tm	Diff	Time of Day
(52) PAREJA RUIZ, GERONIMO			
1	2:18.948	+1:09.117	11:26:05.253
2	1:11.884	+2.053	11:27:17.137
3	1:11.923	+2.092	11:28:29.060
4	1:10.306	+0.475	11:29:39.366
5	1:10.684	+0.853	11:30:50.050
6	1:10.185	+0.354	11:32:00.235
7	1:09.867	+0.036	11:33:10.102
8	1:09.831		11:34:19.933

Jefe de cronometraie

Orbits





RFME CE MINIVELOCIDAD KOTARR

Clasificado por vueltas

MotoMini Spain 190

Kotarr 1,600 km

Race-2

05/04/2026 13:35

Carrera (9 Vueltas) iniciado a 13:37:51

Pos.	Nº	Nombre	Total Tº	V.	Dif. resp. 1º	Dif. ant	Mejor T.	En V.	Marca	Club	Ptos
1	25	SHENGBO SUN	10:28.896	9			1:09.063	6			25
2	44	IGLESIAS ASSOLARI, SANTIAGO	10:28.930	9	0.034	0.034	1:09.021	6		Mc. Puch Asturias	21
3	30	CAGIGAS GUTIERREZ, JOSE LUIS	10:35.980	9	7.084	7.050	1:09.836	4			16
4	85	GOTERRIS BORRAS, LUKE	10:36.121	9	7.225	0.141	1:09.969	6	OHVALE	Circuito del Motor	13
5	5	GONZALEZ MENEGOLLO, DIEGO ANDR	10:36.249	9	7.353	0.128	1:09.249	8	OHVALE		11
6	93	ALONSO VAZQUEZ, JOSE	10:36.522	9	7.626	0.273	1:09.797	4	OHVALE	P.M.B.	10
7	10	KUCERIK , SIMON	10:36.594	9	7.698	0.072	1:09.914	6	OHVALE		9
8	26	GONZÁLEZ RODRÍGUEZ, ALONSO	10:40.333	9	11.437	3.739	1:10.333	6	OHVALE		8
9	92	GONZALEZ DORTA, DANIEL	10:40.478	9	11.582	0.145	1:10.211	6	OHVALE		7
10	45	DA SILVA COELHO, ERIC	10:47.020	9	18.124	6.542	1:10.637	3			6
11	52	PAREJA RUIZ, GERONIMO	11:29.332	9	1:00.436	42.312	1:09.171	5	OHVALE	KSB Sport	5

Notificaciones

#44 mas 1 punto por vuelta rapida

Márgen de victoria	Velocidad media	Mejor tº de vuelta	Mejor Vel.	Mejor vuelta para
0.034	82,430	1:09.021	83,453	44 - IGLESIAS ASSOLARI, SANTI

Jefe de cronometraie

Orbits



RFME CE MINIVELOCIDAD KOTARR

MotoMini Spain 190

Kotarr 1,600 km

Race-2

05/04/2026 13:35

Carrera (9 Vueltas) iniciado a 13:37:51

Lap	Lap Tm	Diff	Time of Day
(25) SHENGBO SUN			
1	1:11.524	+2.461	13:39:03.837
2	1:09.704	+0.641	13:40:13.541
3	1:09.241	+0.178	13:41:22.782
4	1:09.312	+0.249	13:42:32.094
5	1:09.158	+0.095	13:43:41.252
6	1:09.063		13:44:50.315
7	1:09.739	+0.676	13:46:00.054
8	1:09.949	+0.886	13:47:10.003
9	1:09.900	+0.837	13:48:19.903

Lap	Lap Tm	Diff	Time of Day
(44) IGLESIAS ASSOLARI, SANTIAGO			
1	1:11.495	+2.474	13:39:03.538
2	1:10.142	+1.121	13:40:13.680
3	1:09.263	+0.242	13:41:22.943
4	1:09.236	+0.215	13:42:32.179
5	1:09.210	+0.189	13:43:41.389
6	1:09.021		13:44:50.410
7	1:09.773	+0.752	13:46:00.183
8	1:09.842	+0.821	13:47:10.025
9	1:09.912	+0.891	13:48:19.937

Lap	Lap Tm	Diff	Time of Day
(30) CAGIGAS GUTIERREZ, JOSE LUIS			
1	1:12.505	+2.669	13:39:05.498
2	1:10.319	+0.483	13:40:15.817
3	1:09.898	+0.062	13:41:25.715
4	1:09.836		13:42:35.551
5	1:10.171	+0.335	13:43:45.722
6	1:09.986	+0.150	13:44:55.708
7	1:10.172	+0.336	13:46:05.880
8	1:10.409	+0.573	13:47:16.289
9	1:10.698	+0.862	13:48:26.987

Lap	Lap Tm	Diff	Time of Day
(85) GOTERRIS BORRAS, LUKE			
1	1:11.942	+1.973	13:39:04.543
2	1:10.177	+0.208	13:40:14.720
3	1:10.188	+0.219	13:41:24.908
4	1:10.492	+0.523	13:42:35.400
5	1:10.206	+0.237	13:43:45.606
6	1:09.969		13:44:55.575
7	1:10.454	+0.485	13:46:06.029
8	1:10.367	+0.398	13:47:16.396
9	1:10.732	+0.763	13:48:27.128

Lap	Lap Tm	Diff	Time of Day
(5) GONZALEZ MENEGOLLO, DIEGO ANDRES			
1	1:11.281	+2.032	13:39:03.401
2	1:16.730	+7.481	13:40:20.131
3	1:09.592	+0.343	13:41:29.723
4	1:09.392	+0.143	13:42:39.115
5	1:09.735	+0.486	13:43:48.850
6	1:09.561	+0.312	13:44:58.411
7	1:09.590	+0.341	13:46:08.001
8	1:09.249		13:47:17.250
9	1:10.006	+0.757	13:48:27.256

Lap	Lap Tm	Diff	Time of Day
(93) ALONSO VAZQUEZ, JOSE			
1	1:12.402	+2.605	13:39:05.361
2	1:10.273	+0.476	13:40:15.634
3	1:10.287	+0.490	13:41:25.921
4	1:09.797		13:42:35.718
5	1:10.204	+0.407	13:43:45.922
6	1:10.061	+0.264	13:44:55.983
7	1:10.369	+0.572	13:46:06.352
8	1:10.173	+0.376	13:47:16.525
9	1:11.004	+1.207	13:48:27.529

Lap	Lap Tm	Diff	Time of Day
(10) KUCERIK, SIMON			
1	1:12.505	+2.591	13:39:05.006
2	1:10.737	+0.823	13:40:15.743
3	1:10.358	+0.444	13:41:26.101
4	1:09.939	+0.025	13:42:36.040
5	1:10.219	+0.305	13:43:46.259
6	1:09.914		13:44:56.173
7	1:10.376	+0.462	13:46:06.549
8	1:10.226	+0.312	13:47:16.775
9	1:10.826	+0.912	13:48:27.601

Lap	Lap Tm	Diff	Time of Day
(26) GONZÁLEZ RODRÍGUEZ, ALONSO			
1	1:13.595	+3.262	13:39:06.849
2	1:11.030	+0.697	13:40:17.879
3	1:10.588	+0.255	13:41:28.467
4	1:10.649	+0.316	13:42:39.116
5	1:10.438	+0.105	13:43:49.554
6	1:10.333		13:44:59.887
7	1:10.390	+0.057	13:46:10.277
8	1:10.548	+0.215	13:47:20.825
9	1:10.515	+0.182	13:48:31.340

Lap	Lap Tm	Diff	Time of Day
(92) GONZALEZ DORTA, DANIEL			
1	1:13.660	+3.449	13:39:06.667
2	1:11.057	+0.846	13:40:17.724
3	1:10.573	+0.362	13:41:28.297
4	1:10.570	+0.359	13:42:38.867
5	1:10.530	+0.319	13:43:49.397
6	1:10.211		13:44:59.608
7	1:10.457	+0.246	13:46:10.065
8	1:10.589	+0.378	13:47:20.654
9	1:10.831	+0.620	13:48:31.485

Lap	Lap Tm	Diff	Time of Day
(45) DA SILVA COELHO, ERIC			
1	1:13.505	+2.868	13:39:06.990
2	1:11.079	+0.442	13:40:18.069
3	1:10.637		13:41:28.706
4	1:11.019	+0.382	13:42:39.725
5	1:10.930	+0.293	13:43:50.655
6	1:11.100	+0.463	13:45:01.755
7	1:11.821	+1.184	13:46:13.576
8	1:11.936	+1.299	13:47:25.512
9	1:12.515	+1.878	13:48:38.027

Lap	Lap Tm	Diff	Time of Day
(52) PAREJA RUIZ, GERONIMO			
1	1:11.252	+2.081	13:39:03.294
2	1:09.679	+0.508	13:40:12.973
3	1:09.400	+0.229	13:41:22.373
4	1:09.456	+0.285	13:42:31.829
5	1:09.171		13:43:41.000
6	1:09.176	+0.005	13:44:50.176
7	2:05.167	+55.996	13:46:55.343
8	1:12.269	+3.098	13:48:07.612
9	1:12.727	+3.556	13:49:20.339

Jefe de cronometraie

Orbits




RFME CE MINIVELOCIDAD KOTARR

MotoMini Spain 190

Kotarr 1,600 km

Final MotoMini Spain 190



Pos	No.	Nombre	T. puntos	R1	R2	Q-1	Q-2	Marca	Club
1	25	SHENGBO SUN	50	25	25	0	0		
2	44	IGLESIAS ASSOLARI, SANTIAGO	38	17	21	0	0		Mc. Puch Asturias
3	5	GONZALEZ MENEGOLLO, DIEGO ANDRES	31	20	11	0	0	OHVALE	
4	30	CAGIGAS GUTIERREZ, JOSE LUIS	29	13	16	0	0		
5	85	GOTERRIS BORRAS, LUKE	24	11	13	0	0	OHVALE	Circuito del Motor
6	93	ALONSO VAZQUEZ, JOSE	20	10	10	0	0	OHVALE	P.M.B.
7	10	KUCERIK, SIMON	18	9	9	0	0	OHVALE	
8	26	GONZÁLEZ RODRÍGUEZ, ALONSO	16	8	8	0	0	OHVALE	
9	92	GONZALEZ DORTA, DANIEL	14	7	7	0	0	OHVALE	
10	45	DA SILVA COELHO, ERIC	12	6	6	0	0		
11	52	PAREJA RUIZ, GERONIMO	11	5	5	1	0	OHVALE	KSB Sport

Jefe de cronometraie

Orbits





RFME CE MINIVELOCIDAD KOTARR

Clasificado por mejor tiempo de vuelta


Copa Ohvale Gp7

Kotarr 1,600 km

Entrenamiento Cronometrado I

04/04/2026 15:35

Clasificación (15:00 Tiempo) iniciado a 15:40:08



Pos.	Nº	Nombre	Mejor Tm	En Vuelta	Vueltas	Dif. resp. 1º	Club	Marca
1	22	BLANCO VAQUERO, LEO	1:09.426	7	10		MC Vallisoletan	OHVALE
2	18	UROZ TENA, DANIEL	1:09.543	12	12	0.117		OHVALE
3	7	MARTINEZ PASTOR, FERRAN	1:10.212	12	12	0.786		OHVALE
4	11	TORRES MEDINA, RAFAEL	1:10.279	8	11	0.853	Ctat. Albaida	OHVALE
5	23	RAZMISLAVICIUS, DOMINYKAS	1:10.292	10	13	0.866	CM. Cartagena	OHVALE
6	95	GONZALEZ MAÑANES, MARCO	1:10.467	11	11	1.041		OHVALE

Jefe de cronometraie

Orbits





RFME CE MINIVELOCIDAD KOTARR


Copa Ohvale Gp7

Kotarr 1,600 km

Entrenamiento Cronometrado I

04/04/2026 15:35

Clasificación (15:00 Tiempo) iniciado a 15:40:08



Lap	Lap Tm	Diff	Time of Day
(22) BLANCO VAQUERO, LEO			
1			15:42:31.772
2	1:16.429	+7.003	15:43:48.201
3	1:10.644	+1.218	15:44:58.845
4	1:10.507	+1.081	15:46:09.352
5	1:10.130	+0.704	15:47:19.482
6	1:09.884	+0.458	15:48:29.366
7	1:09.426		15:49:38.792
p8	1:08.923	-0.503	15:50:47.715
9	3:50.047	+2:40.621	15:54:37.762
10	1:12.330	+2.904	15:55:50.092

(18) UROZ TENA, DANIEL			
1			15:41:52.525
2	1:14.764	+5.221	15:43:07.289
3	1:11.962	+2.419	15:44:19.251
4	1:10.929	+1.386	15:45:30.180
p5	1:05.895	-3.648	15:46:36.075
6	1:50.640	+41.097	15:48:26.715
7	1:10.721	+1.178	15:49:37.436
8	1:15.582	+6.039	15:50:53.018
9	1:10.600	+1.057	15:52:03.618
10	1:10.087	+0.544	15:53:13.705
11	1:09.732	+0.189	15:54:23.437
12	1:09.543		15:55:32.980

(7) MARTINEZ PASTOR, FERRAN			
1			15:41:52.945
2	1:16.762	+6.550	15:43:09.707
3	1:11.832	+1.620	15:44:21.539
4	1:10.960	+0.748	15:45:32.499
5	1:10.464	+0.252	15:46:42.963
6	1:10.418	+0.206	15:47:53.381
7	1:10.394	+0.182	15:49:03.775
p8	1:08.596	-1.616	15:50:12.371
9	2:23.786	+1:13.574	15:52:36.157
10	1:10.883	+0.671	15:53:47.040
11	1:10.516	+0.304	15:54:57.556
12	1:10.212		15:56:07.768

(11) TORRES MEDINA, RAFAEL			
1			15:41:48.100
2	1:11.168	+0.889	15:42:59.268
3	1:10.537	+0.258	15:44:09.805
4	1:11.183	+0.904	15:45:20.988
5	1:10.530	+0.251	15:46:31.518
6	1:10.912	+0.633	15:47:42.430
7	1:10.344	+0.065	15:48:52.774
8	1:10.279		15:50:03.053
9	1:10.728	+0.449	15:51:13.781
10	1:10.948	+0.669	15:52:24.729
p11	1:33.999	+23.720	15:53:58.728

(23) RAZMISLAVICIUS, DOMINYKAS			
1			15:41:48.078
2	1:12.353	+2.061	15:43:00.431
3	1:11.240	+0.948	15:44:11.671
4	1:11.098	+0.806	15:45:22.769
5	1:10.727	+0.435	15:46:33.496
6	1:10.647	+0.355	15:47:44.143
7	1:10.512	+0.220	15:48:54.655
8	1:10.638	+0.346	15:50:05.293
9	1:10.354	+0.062	15:51:15.647
10	1:10.292		15:52:25.939
11	1:10.808	+0.516	15:53:36.747

Lap	Lap Tm	Diff	Time of Day
12	1:10.338	+0.046	15:54:47.085
13	1:10.446	+0.154	15:55:57.531

(95) GONZALEZ MAÑANES, MARCO			
1			15:42:32.131
2	1:16.928	+6.461	15:43:49.059
3	1:11.596	+1.129	15:45:00.655
4	1:11.041	+0.574	15:46:11.696
5	1:11.077	+0.610	15:47:22.773
6	1:11.046	+0.579	15:48:33.819
p7	1:07.859	-2.608	15:49:41.678
8	2:07.368	+56.901	15:51:49.046
9	1:11.093	+0.626	15:53:00.139
10	1:10.859	+0.392	15:54:10.998
11	1:10.467		15:55:21.465

Jefe de cronometraie

Orbits





RFME CE MINIVELOCIDAD KOTARR

Clasificado por mejor tiempo de vuelta

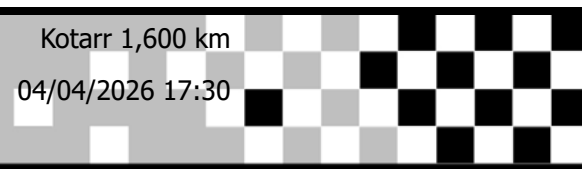
Copa Ohvale Gp7

Kotarr 1,600 km

Entrenamiento Cronometrado II

04/04/2026 17:30

Clasificación (15:00 Tiempo) iniciado a 17:31:09



Pos.	Nº	Nombre	Mejor Tm	En V.	V	Dif.	Club	Marca
1	22	BLANCO VAQUERO, LEO	1:09.390	10	11		MC Vallisoletan	OHVALE
2	18	UROZ TENA, DANIEL	1:09.688	8	11	0.298		OHVALE
3	95	GONZALEZ MAÑANES, MARCO	1:10.022	7	11	0.632		OHVALE
4	23	RAZMISLAVICIUS, DOMINYKAS	1:10.376	7	12	0.986	CM. Cartagena	OHVALE
5	11	TORRES MEDINA, RAFAEL	1:10.442	7	12	1.052	Ctat. Albaida	OHVALE
6	7	MARTINEZ PASTOR, FERRAN	1:10.555	8	8	1.165		OHVALE

Jefe de cronometraie

Orbits





RFME CE MINIVELOCIDAD KOTARR


Copa Ohvale Gp7

Kotarr 1,600 km

Entrenamiento Cronometrado II

04/04/2026 17:30

Clasificación (15:00 Tiempo) iniciado a 17:31:09



Lap	Lap Tm	Diff	Time of Day
(22) BLANCO VAQUERO, LEO			
1			17:34:42.893
2	1:10.809	+1.419	17:35:53.702
3	1:10.550	+1.160	17:37:04.252
4	1:10.301	+0.911	17:38:14.553
5	1:09.953	+0.563	17:39:24.506
6	1:09.657	+0.267	17:40:34.163
7	1:09.851	+0.461	17:41:44.014
8	1:09.686	+0.296	17:42:53.700
9	1:10.924	+1.534	17:44:04.624
10	1:09.390		17:45:14.014
p11	1:12.360	+2.970	17:46:26.374

(18) UROZ TENA, DANIEL			
1			17:33:58.801
2	1:13.286	+3.598	17:35:12.087
3	1:13.822	+4.134	17:36:25.909
4	1:11.181	+1.493	17:37:37.090
5	1:10.444	+0.756	17:38:47.534
p6	1:08.462	-1.226	17:39:55.996
7	1:53.476	+43.788	17:41:49.472
8	1:09.688		17:42:59.160
9	1:10.101	+0.413	17:44:09.261
10	1:13.978	+4.290	17:45:23.239
11	1:10.150	+0.462	17:46:33.389

(95) GONZALEZ MAÑANES, MARCO			
1			17:35:11.790
2	1:13.876	+3.854	17:36:25.666
3	1:11.183	+1.161	17:37:36.849
4	1:10.481	+0.459	17:38:47.330
5	1:13.315	+3.293	17:40:00.645
6	1:10.396	+0.374	17:41:11.041
7	1:10.022		17:42:21.063
8	1:10.056	+0.034	17:43:31.119
9	1:10.318	+0.296	17:44:41.437
10	1:10.438	+0.416	17:45:51.875
11	1:10.441	+0.419	17:47:02.316

(23) RAZMISLAVICIUS, DOMINYKAS			
1			17:33:27.487
2	1:12.356	+1.980	17:34:39.843
3	1:11.956	+1.580	17:35:51.799
4	1:13.055	+2.679	17:37:04.854
5	1:10.653	+0.277	17:38:15.507
6	1:10.731	+0.355	17:39:26.238
7	1:10.376		17:40:36.614
8	1:10.766	+0.390	17:41:47.380
9	1:10.670	+0.294	17:42:58.050
10	1:10.868	+0.492	17:44:08.918
11	1:10.980	+0.604	17:45:19.898
12	1:10.819	+0.443	17:46:30.717

(11) TORRES MEDINA, RAFAEL			
1			17:33:41.072
2	1:12.036	+1.594	17:34:53.108
3	1:11.002	+0.560	17:36:04.110
4	1:10.798	+0.356	17:37:14.908
5	1:10.824	+0.382	17:38:25.732
6	1:11.296	+0.854	17:39:37.028
7	1:10.442		17:40:47.470
8	1:10.969	+0.527	17:41:58.439
9	1:11.274	+0.832	17:43:09.713
10	1:10.809	+0.367	17:44:20.522
11	1:10.610	+0.168	17:45:31.132

Lap	Lap Tm	Diff	Time of Day
12	1:10.599	+0.157	17:46:41.731
(7) MARTINEZ PASTOR, FERRAN			
1			17:34:08.811
2	1:17.397	+6.842	17:35:26.208
3	1:11.667	+1.112	17:36:37.875
4	1:10.976	+0.421	17:37:48.851
5	1:10.631	+0.076	17:38:59.482
6	1:11.693	+1.138	17:40:11.175
7	1:10.728	+0.173	17:41:21.903
8	1:10.555		17:42:32.458

Jefe de cronometraie

Orbits






RFME CE MINIVELOCIDAD KOTARR

Copa Ohvale Gp7

Kotarr 1,600 km

Copa Ohvale GP7 Fusion Q1-Q2



Pos.	Nº	Nombre	Mejor Tº total	Q-1 Mejor Tm	Q-2 Mejor Tm
1	22	BLANCO VAQUERO, LEO	1:09.390	1:09.426	1:09.390
2	18	UROZ TENA, DANIEL	1:09.543	1:09.543	1:09.688
3	95	GONZALEZ MAÑANES, MARCO	1:10.022	1:10.467	1:10.022
4	7	MARTINEZ PASTOR, FERRAN	1:10.212	1:10.212	1:10.555
5	11	TORRES MEDINA, RAFAEL	1:10.279	1:10.279	1:10.442
6	23	RAZMISLAVICIUS , DOMINYKAS	1:10.292	1:10.292	1:10.376

Jefe de cronometraie


Orbits





RFME CE MINIVELOCIDAD KOTARR

Copa Ohvale Gp7	Kotarr 1,600 km	
Race-1	05/04/2026 11:45	
Carrera (10 Vueltas)		



POLE POSITION

3 95 6	2 18 5	1 22 4	1 2
23	11	7	





RFME CE MINIVELOCIDAD KOTARR

Clasificado por vueltas

Copa Ohvale Gp7

Kotarr 1,600 km

Race-1

05/04/2026 11:45

Carrera (10 Vueltas) iniciado a 11:48:48

Pos.	Nº	Nombre	Total Tº	V.	Dif. resp. 1º	Dif. ant	Mejor T.	En V.	Marca	Club	Ptos
1	22	BLANCO VAQUERO, LEO	11:43.406	10			1:09.451	10	OHVALE	MC Vallisoletano	25
2	18	UROZ TENA, DANIEL	11:43.563	10	0.157	0.157	1:09.367	10	OHVALE		21
3	95	GONZALEZ MAÑANES, MARCO	11:49.670	10	6.264	6.107	1:10.324	8	OHVALE		16
4	11	TORRES MEDINA, RAFAEL	11:50.144	10	6.738	0.474	1:10.091	3	OHVALE	Ctat. Albaida	13
5	23	RAZMISLAVICIUS, DOMINYKAS	11:52.522	10	9.116	2.378	1:10.326	7	OHVALE	CM. Cartagena	11
6	7	MARTINEZ PASTOR, FERRAN	12:01.257	10	17.851	8.735	1:09.976	7	OHVALE		10

Notificaciones

#18 mas 1 punto por vuelta rapida

Márgen de victoria	Velocidad media	Mejor tº de vuelta	Mejor Vel.	Mejor vuelta para
0.157	81,887	1:09.367	83,037	18 - UROZ TENA, DANIEL

Jefe de cronometraie

Orbits





RFME CE MINIVELOCIDAD KOTARR

Copa Ohvale Gp7

Kotarr 1,600 km

Race-1

05/04/2026 11:45

Carrera (10 Vueltas) iniciado a 11:48:48

Lap	Lap Tm	Diff	Time of Day
(22) BLANCO VAQUERO, LEO			
1	1:13.331	+3.880	11:50:02.895
2	1:10.402	+0.951	11:51:13.297
3	1:10.277	+0.826	11:52:23.574
4	1:09.572	+0.121	11:53:33.146
5	1:10.182	+0.731	11:54:43.328
6	1:10.252	+0.801	11:55:53.580
7	1:09.826	+0.375	11:57:03.406
8	1:09.838	+0.387	11:58:13.244
9	1:09.588	+0.137	11:59:22.832
10	1:09.451		12:00:32.283

(18) UROZ TENA, DANIEL			
1	1:13.097	+3.730	11:50:03.120
2	1:10.334	+0.967	11:51:13.454
3	1:10.251	+0.884	11:52:23.705
4	1:09.606	+0.239	11:53:33.311
5	1:10.231	+0.864	11:54:43.542
6	1:10.213	+0.846	11:55:53.755
7	1:09.805	+0.438	11:57:03.560
8	1:09.782	+0.415	11:58:13.342
9	1:09.731	+0.364	11:59:23.073
10	1:09.367		12:00:32.440

(95) GONZALEZ MAÑANES, MARCO			
1	1:12.963	+2.639	11:50:03.372
2	1:10.531	+0.207	11:51:13.903
3	1:10.524	+0.200	11:52:24.427
4	1:11.258	+0.934	11:53:35.685
5	1:10.373	+0.049	11:54:46.058
6	1:10.385	+0.061	11:55:56.443
7	1:10.773	+0.449	11:57:07.216
8	1:10.324		11:58:17.540
9	1:10.507	+0.183	11:59:28.047
10	1:10.500	+0.176	12:00:38.547

(11) TORRES MEDINA, RAFAEL			
1	1:12.807	+2.716	11:50:03.575
2	1:10.894	+0.803	11:51:14.469
3	1:10.091		11:52:24.560
4	1:10.826	+0.735	11:53:35.386
5	1:10.448	+0.357	11:54:45.834
6	1:10.496	+0.405	11:55:56.330
7	1:10.708	+0.617	11:57:07.038
8	1:10.284	+0.193	11:58:17.322
9	1:10.620	+0.529	11:59:27.942
10	1:11.079	+0.988	12:00:39.021

(23) RAZMISLAVICIUS, DOMINYKAS			
1	1:14.033	+3.707	11:50:05.149
2	1:11.103	+0.777	11:51:16.252
3	1:11.063	+0.737	11:52:27.315
4	1:10.932	+0.606	11:53:38.247
5	1:10.672	+0.346	11:54:48.919
6	1:10.467	+0.141	11:55:59.386
7	1:10.326		11:57:09.712
8	1:10.529	+0.203	11:58:20.241
9	1:10.405	+0.079	11:59:30.646
10	1:10.753	+0.427	12:00:41.399

(7) MARTINEZ PASTOR, FERRAN			
1	1:14.297	+4.321	11:50:04.831
2	1:11.845	+1.869	11:51:16.676
3	1:10.879	+0.903	11:52:27.555
4	1:11.042	+1.066	11:53:38.597

Lap	Lap Tm	Diff	Time of Day
5	1:10.857	+0.881	11:54:49.454
6	1:10.523	+0.547	11:55:59.977
7	1:09.976		11:57:09.953
8	1:10.633	+0.657	11:58:20.586
9	1:11.256	+1.280	11:59:31.842
10	1:18.292	+8.316	12:00:50.134

Lap	Lap Tm	Diff	Time of Day
-----	--------	------	-------------

Jefe de cronometraie

Orbits





RFME CE MINIVELOCIDAD KOTARR

Clasificado por vueltas


Copa Ohvale Gp7

Kotarr 1,600 km

Race-2

05/04/2026 14:00

Carrera (5 Vueltas) iniciado a 14:15:51



Pos.	Nº	Nombre	Total Tº	V.	Dif. resp. 1º	Dif. ant	Mejor T.	En V.	Marca	Club	Ptos
1	22	BLANCO VAQUERO, LEO	5:54.065	5			1:09.551	5	OHVALE	MC Vallisoletano	25
2	18	UROZ TENA, DANIEL	5:54.426	5	0.361	0.361	1:09.641	5	OHVALE		20
3	95	GONZALEZ MAÑANES, MARCO	5:54.597	5	0.532	0.171	1:09.547	5	OHVALE		17
4	7	MARTINEZ PASTOR, FERRAN	6:00.685	5	6.620	6.088	1:10.303	3	OHVALE		13
5	23	RAZMISLAVICIUS, DOMINYKAS	6:05.528	5	11.463	4.843	1:11.646	2	OHVALE	CM. Cartagena	11
No clasificado											
NT	11	TORRES MEDINA, RAFAEL	26.945			NT		0	OHVALE	Ctat. Albaida	0

Notificaciones

#95 mas 1 punto por vuelta rapida

Márgen de victoria	Velocidad media	Mejor tº de vuelta	Mejor Vel.	Mejor vuelta para
0.361	81,341	1:09.547	82,822	95 - GONZALEZ MAÑANES, MARI

Jefe de cronometraie

Orbits





RFME CE MINIVELOCIDAD KOTARR

Copa Ohvale Gp7

Kotarr 1,600 km

Race-2

05/04/2026 14:00

Carrera (5 Vueltas) iniciado a 14:15:51



Lap	Lap Tm	Diff	Time of Day
(22) BLANCO VAQUERO, LEO			
1	1:13.713	+4.162	14:17:06.246
2	1:10.282	+0.731	14:18:16.528
3	1:10.150	+0.599	14:19:26.678
4	1:09.811	+0.260	14:20:36.489
5	1:09.551		14:21:46.040
(18) UROZ TENA, DANIEL			
1	1:13.446	+3.805	14:17:06.427
2	1:10.419	+0.778	14:18:16.846
3	1:09.972	+0.331	14:19:26.818
4	1:09.942	+0.301	14:20:36.760
5	1:09.641		14:21:46.401
(95) GONZALEZ MAÑANES, MARCO			
1	1:13.774	+4.227	14:17:07.272
2	1:10.429	+0.882	14:18:17.701
3	1:09.600	+0.053	14:19:27.301
4	1:09.724	+0.177	14:20:37.025
5	1:09.547		14:21:46.572
(7) MARTINEZ PASTOR, FERRAN			
1	1:14.267	+3.964	14:17:07.646
2	1:10.582	+0.279	14:18:18.228
3	1:10.303		14:19:28.531
4	1:11.045	+0.742	14:20:39.576
5	1:13.084	+2.781	14:21:52.660
(23) RAZMISLAVICIUS, DOMINYKAS			
1	1:14.371	+2.725	14:17:08.493
2	1:11.646		14:18:20.139
3	1:12.426	+0.780	14:19:32.565
4	1:12.346	+0.700	14:20:44.911
5	1:12.592	+0.946	14:21:57.503

Lap	Lap Tm	Diff	Time of Day
-----	--------	------	-------------

Lap	Lap Tm	Diff	Time of Day
-----	--------	------	-------------

Jefe de cronometraje

Orbits






RFME CE MINIVELOCIDAD KOTARR

Copa Ohvale Gp7

Kotarr 1,600 km

Final Copa Ohvale Gp7



Pos	No.	Nombre	T. puntos	R1	R2	Q-1	Q-2	Marca	Club
1	22	BLANCO VAQUERO, LEO	51	25	25	0	1	OHVALE	MC Vallisoletano
2	18	UROZ TENA, DANIEL	41	21	20	0	0	OHVALE	
3	95	GONZALEZ MAÑANES, MARCO	33	16	17	0	0	OHVALE	
4	7	MARTINEZ PASTOR, FERRAN	23	10	13	0	0	OHVALE	
5	23	RAZMISLAVICIUS, DOMINYKAS	22	11	11	0	0	OHVALE	CM. Cartagena
6	11	TORRES MEDINA, RAFAEL	13	13	0	0	0	OHVALE	Ctat. Albaida

Jefe de cronometraie

Orbits

