



XX Cto de España MX Villa Ducal de Osuna

Clasificado por mejor tiempo de vuelta

1.- Máster-MX3/MX4

Circuito El Calvario - OSUNA 1,540 km

CRONOMETRADOS

02/05/2026 09:30

Clasificación (40:00 Tiempo) iniciado a 9:33:40

Pos.	Nº	Nombre	Total Tº	Vueltas	Mejor Tm	Dif. resp. 1º	Dif. anterior	Vel. media	Clase	Marca	Club
1	25	IVAN CERVANTES MONTERO	42:14.185	17	1:40.096			37,191	MX3	TRIUMPH	Mc. Segre
2	80	JOAN PAU SEGURA VERDAGUER	41:20.076	15	1:41.598	1.502	1.502	33,531	MX3	YAMAHA	Mc. Fora Vila Muro
3	735	PEDRO JESUS HERRERA LUQUE	40:15.682	15	1:41.783	1.687	0.185	34,425	MX3	HONDA	Mc. El Titi
4	72	PAU DOÑATE LOZANO	42:25.473	13	1:41.865	1.769	0.082	28,314	MX3	HONDA	
5	1	ANTONIO VILLEGAS IGLESIAS	41:27.215	17	1:43.098	3.002	1.233	37,893	MX4	YAMAHA	Mc. Esc. Eduardo Castro
6	85	JONATHAN MARQUEZ RODRIGUEZ	42:16.535	15	1:43.290	3.194	0.192	32,785	MX3	YAMAHA	
7	57	PABLO DE LA ROSA QUINTERO	40:59.273	16	1:43.697	3.601	0.407	36,069	MX4	---	
8	171	JUAN JOSE DELGADO VIZCAINO	41:45.568	14	1:46.014	5.918	2.317	30,977	MX3	KTM	CD. TRT Race Service
9	2	DAVID PELAEZ MULERO	40:52.831	15	1:47.913	7.817	1.899	33,904	MX4	HONDA	CD. Motoclub Morón
10	24	CARLOS PONCE LOBATO	42:08.421	11	1:47.986	7.890	0.073	24,119	MX3	YAMAHA	CD. Motoclub Morón
11	162	JORGE BERENGUER BARBERA	41:28.582	16	1:48.370	8.274	0.384	35,644	MX3	HONDA	
12	68	STEFANO CAPUTTI	41:15.871	13	1:48.507	8.411	0.137	29,110	MX3	---	Mc. El Búnker
13	14	ALBERTO BRENES RODRIGUEZ	41:28.040	11	1:50.412	10.316	1.905	24,511	MX3	KTM	CD. Motoclub Morón
14	8	JOSE FRANCISCO GUTIERREZ AVI	40:03.642	14	1:52.441	12.345	2.029	32,291	MX4	HONDA	Mc. El Titi
15	411	PEDRO DANIEL MARTINS PERES	40:01.504	13	1:54.168	14.072	1.727	30,011	MX3	---	Mc. Las Arenas
16	98	RUBEN GORDILLO MENDEZ	40:49.599	15	1:54.344	14.248	0.176	33,948	MX3	HONDA	
17	241	BORJA RAMON MUGICA MUGICA	19:15.891	5	1:54.543	14.447	0.199	23,981	MX4	HONDA	CD JJ12 Formac. y Deporte
18	881	MARIO ALEGRIA VILLANUEVA	41:32.599	14	1:54.968	14.872	0.425	31,139	MX3	---	
19	3	JOSE JAVIER PAISAN BEREZO	41:01.811	17	1:55.380	15.284	0.412	38,284	MX4	HONDA	
20	314	JAVIER ANDRADE LAGO	39:39.431	12	1:57.883	17.787	2.503	27,960	MX3	KAWASAKI	
21	53	MARTI ROIG VARGAS	41:39.400	12	2:04.029	23.933	6.146	26,618	MX4	KTM	
22	74	RICARDO RAMIREZ NEGRETE	35:08.883	12	2:06.412	26.316	2.383	31,547	MX4	KAWASAKI	CD. Motoclub Morón
23	388	JOSE CAMPANO CARROSA	22:27.951	6	2:06.544	26.448	0.132	24,677	MX3	YAMAHA	Mc. Urso
24	182	RAFAEL BAGUR MARQUES	37:24.889	12	2:06.791	26.695	0.247	29,635	MX4	HONDA	
25	913	RAUL RODRIGUEZ CORDERO	41:50.591	16	2:13.067	32.971	6.276	35,332	MX4	YAMAHA	
26	35	EDGAR SOLE HUGUET	40:52.000	12	2:23.128	43.032	10.061	27,132	MX4	YAMAHA	
27	261	JUAN ALVAREZ NAVARRO	21:48.864	8	2:31.979	51.883	8.851	33,886	MX4	SIN MARCA	

Jefe de cronometraje

Orbits

Director de Carrera





XX Cto de España MX Villa Ducal de Osuna

Clasificado por mejor tiempo de vuelta

1.- Máster-MX3/MX4

Circuito El Calvario - OSUNA 1,540 km

CRONOMETRADOS

02/05/2026 09:30

Clasificación (40:00 Tiempo) iniciado a 9:33:40

Pos.	Nº	Nombre	Total Tº	Vueltas	Mejor Tm	Dif. resp. 1º	resp. anterior	Velocidad n	Clase	Marca	Club
MX3											
1	25	IVAN CERVANTES MONTERO	42:14.185	17	1:40.096			37,191	MX3	TRIUMPH	Mc. Segre
2	80	JOAN PAU SEGURA VERDAGUER	41:20.076	15	1:41.598	1.502	1.502	33,531	MX3	YAMAHA	Mc. Fora Vila Muro
3	735	PEDRO JESUS HERRERA LUQUE	40:15.682	15	1:41.783	1.687	0.185	34,425	MX3	HONDA	Mc. El Titi
4	72	PAU DOÑATE LOZANO	42:25.473	13	1:41.865	1.769	0.082	28,314	MX3	HONDA	
5	85	JONATHAN MARQUEZ RODRIGUEZ	42:16.535	15	1:43.290	3.194	1.425	32,785	MX3	YAMAHA	
6	171	JUAN JOSE DELGADO VIZCAINO	41:45.568	14	1:46.014	5.918	2.724	30,977	MX3	KTM	CD. TRT Race Service
7	24	CARLOS PONCE LOBATO	42:08.421	11	1:47.986	7.890	1.972	24,119	MX3	YAMAHA	CD. Motoclub Morón
8	162	JORGE BERENGUER BARBERA	41:28.582	16	1:48.370	8.274	0.384	35,644	MX3	HONDA	
9	68	STEFANO CAPUTTI	41:15.871	13	1:48.507	8.411	0.137	29,110	MX3	---	Mc. El Búnker
10	14	ALBERTO BRENES RODRIGUEZ	41:28.040	11	1:50.412	10.316	1.905	24,511	MX3	KTM	CD. Motoclub Morón
11	411	PEDRO DANIEL MARTINS PERES	40:01.504	13	1:54.168	14.072	3.756	30,011	MX3	---	Mc. Las Arenas
12	98	RUBEN GORDILLO MENDEZ	40:49.599	15	1:54.344	14.248	0.176	33,948	MX3	HONDA	
13	881	MARIO ALEGRIA VILLANUEVA	41:32.599	14	1:54.968	14.872	0.624	31,139	MX3	---	
14	314	JAVIER ANDRADE LAGO	39:39.431	12	1:57.883	17.787	2.915	27,960	MX3	KAWASAKI	
15	388	JOSE CAMPANO CARROSA	22:27.951	6	2:06.544	26.448	8.661	24,677	MX3	YAMAHA	Mc. Urso
MX4											
1	1	ANTONIO VILLEGAS IGLESIAS	41:27.215	17	1:43.098			37,893	MX4	YAMAHA	Mc. Esc. Eduardo Castro
2	57	PABLO DE LA ROSA QUINTERO	40:59.273	16	1:43.697	0.599	0.599	36,069	MX4	---	
3	2	DAVID PELAEZ MULERO	40:52.831	15	1:47.913	4.815	4.216	33,904	MX4	HONDA	CD. Motoclub Morón
4	8	JOSE FRANCISCO GUTIERREZ AVIL	40:03.642	14	1:52.441	9.343	4.528	32,291	MX4	HONDA	Mc. El Titi
5	241	BORJA RAMON MUGICA MUGICA	19:15.891	5	1:54.543	11.445	2.102	23,981	MX4	HONDA	CD JJ12 Formac. y Deporte
6	3	JOSE JAVIER PAISAN BEREZO	41:01.811	17	1:55.380	12.282	0.837	38,284	MX4	HONDA	
7	53	MARTI ROIG VARGAS	41:39.400	12	2:04.029	20.931	8.649	26,618	MX4	KTM	
8	74	RICARDO RAMIREZ NEGRETE	35:08.883	12	2:06.412	23.314	2.383	31,547	MX4	KAWASAKI	CD. Motoclub Morón
9	182	RAFAEL BAGUR MARQUES	37:24.889	12	2:06.791	23.693	0.379	29,635	MX4	HONDA	
10	913	RAUL RODRIGUEZ CORDERO	41:50.591	16	2:13.067	29.969	6.276	35,332	MX4	YAMAHA	
11	35	EDGAR SOLE HUGUET	40:52.000	12	2:23.128	40.030	10.061	27,132	MX4	YAMAHA	
12	261	JUAN ALVAREZ NAVARRO	21:48.864	8	2:31.979	48.881	8.851	33,886	MX4	SIN MARCA	

Jefe de cronometraje

Orbits

Director de Carrera



XX Cto de España MX Villa Ducal de Osuna

1.- Máster-MX3/MX4

Circuito El Calvario - OSUNA 1,540 km

CRONOMETRADOS

02/05/2026 09:30

Clasificación (40:00 Tiempo) iniciado a 9:33:40

Vuelta	Tiempo de vuelta	Dif. resp. 1°	Hora del día	Vuelta	Tiempo de vuelta	Dif. resp. 1°	Hora del día	Vuelta	Tiempo de vuelta	Dif. resp. 1°	Hora del día
(25) IVAN CERVANTES MONTERO				(1) ANTONIO VILLEGAS IGLESIAS				(2) DAVID PELAEZ MULERO			
1	2:03.940	+23.844	9:36:24.228	1	2:13.039	+29.941	9:36:07.602	1	2:10.446	+22.533	9:39:57.122
2	1:48.663	+8.567	9:38:12.891	2	2:02.825	+19.727	9:38:10.427	2	1:56.073	+8.160	9:41:53.195
3	1:51.142	+11.046	9:40:04.033	3	2:03.204	+20.106	9:40:13.631	3	2:26.864	+38.951	9:44:20.146
4	2:06.559	+26.463	9:42:10.592	4	1:59.895	+16.797	9:42:13.526	4	2:04.218	+16.305	9:46:24.361
5	1:45.511	+5.415	9:43:56.103	5	1:48.736	+5.638	9:44:02.262	5	1:50.635	+2.722	9:48:15.113
6	2:51.254	+1:11.158	9:46:47.357	6	2:05.569	+22.471	9:46:07.831	6	4:12.665	+2:24.752	9:52:28.868
7	1:41.987	+1.891	9:48:29.344	7	1:47.350	+4.252	9:47:55.181	7	1:52.600	+4.687	9:54:20.455
8	5:49.053	+4:08.957	9:54:18.397	8	1:47.469	+4.371	9:49:42.650	8	1:51.299	+3.386	9:56:12.844
9	1:41.843	+1.747	9:56:00.240	9	2:07.389	+24.291	9:51:50.039	9	2:09.119	+21.206	9:58:21.963
10	2:00.800	+20.704	9:58:01.040	10	1:44.898	+1.800	9:53:34.937	10	1:48.496	+0.583	10:00:09.456
11	1:40.942	+0.846	9:59:41.982	11	1:44.218	+1.120	9:55:19.155	11	2:13.767	+25.854	10:02:23.223
12	1:43.906	+3.810	10:01:25.888	12	8:26.819	+6:43.721	10:03:45.974	12	1:51.502	+3.589	10:04:14.812
13	1:41.140	+1.044	10:03:07.028	13	2:06.125	+23.027	10:05:52.099	13	6:04.539	+4:16.626	10:10:19.351
14	6:48.214	+5:08.118	10:09:55.242	14	1:43.098	+0.263	10:07:35.197	14	2:26.181	+38.268	10:12:45.619
15	1:40.096		10:11:35.338	15	1:43.361	+0.263	10:09:18.558	15	1:47.913		10:14:33.532
16	1:59.352	+19.256	10:13:34.690	16	3:38.760	+1:55.662	10:12:57.318				
17	2:20.225	+40.129	10:15:54.915	17	2:10.627	+27.529	10:15:07.945				
(80) JOAN PAU SEGURA VERDAGUER				(85) JONATHAN MARQUEZ RODRIGUEZ				(24) CARLOS PONCE LOBATO			
1	2:09.622	+28.024	9:36:34.780	1	2:13.793	+30.503	9:41:29.582	1	2:16.894	+28.908	9:41:45.536
2	1:55.901	+14.303	9:38:30.681	2	2:04.120	+20.830	9:43:33.702	2	2:05.781	+17.795	9:43:50.327
3	1:49.032	+7.434	9:40:19.713	3	1:53.211	+9.921	9:45:26.913	3	1:53.536	+5.550	9:45:44.882
4	2:30.447	+48.849	9:42:50.160	4	2:18.709	+35.419	9:47:45.622	4	9:54.208	+8:06.222	9:55:38.084
5	1:47.435	+5.837	9:44:37.595	5	1:48.274	+4.984	9:49:33.896	5	2:26.042	+38.056	9:58:04.140
6	6:57.827	+5:16.229	9:51:35.422	6	1:46.143	+2.853	9:51:20.039	6	1:47.986		9:59:52.126
7	1:45.286	+3.688	9:53:20.708	7	6:33.342	+4:50.052	9:57:53.381	7	2:02.002	+14.016	10:01:54.142
8	2:11.437	+29.839	9:55:32.145	8	1:46.993	+3.703	9:59:40.374	8	1:48.284	+0.298	10:03:42.436
9	3:55.943	+2:14.345	9:59:28.088	9	1:43.743	+0.453	10:01:24.117	9	2:30.621	+42.635	10:06:13.061
10	1:44.508	+2.910	10:01:12.596	10	2:21.873	+38.583	10:03:45.990	10	1:48.059	+0.073	10:08:01.134
11	2:08.772	+27.174	10:03:21.368	11	2:28.538	+45.248	10:06:14.528	11	7:47.585	+5:59.599	10:15:49.729
12	1:43.539	+1.941	10:05:04.907	12	2:08.208	+24.918	10:08:22.736				
13	2:20.684	+39.086	10:07:25.591	13	1:43.290		10:10:06.026				
14	1:41.598		10:09:07.189	14	1:52.459	+9.169	10:11:58.485				
15	5:53.617	+4:12.019	10:15:00.806	15	3:58.780	+2:15.490	10:15:57.265				
(735) PEDRO JESUS HERRERA LUQUE				(57) PABLO DE LA ROSA QUINTERO				(162) JORGE BERENGUER BARBERA			
1	2:02.303	+20.520	9:39:35.638	1	2:15.046	+31.349	9:39:25.512	1	2:20.324	+31.954	9:36:18.866
2	1:50.330	+8.547	9:41:25.968	2	2:14.098	+30.401	9:41:39.610	2	2:23.689	+35.319	9:38:42.185
3	4:50.987	+3:09.204	9:46:16.955	3	2:05.742	+22.045	9:43:45.352	3	2:10.585	+22.215	9:40:53.460
4	1:47.609	+5.826	9:48:04.564	4	1:52.141	+8.444	9:45:37.493	4	2:02.291	+13.921	9:42:55.781
5	2:11.508	+29.725	9:50:16.072	5	2:01.976	+18.279	9:47:39.469	5	6:26.015	+4:37.645	9:49:21.826
6	1:46.233	+4.450	9:52:02.305	6	5:29.453	+3:45.756	9:53:08.922	6	1:59.064	+10.694	9:51:20.475
7	3:31.434	+1:49.651	9:55:33.739	7	1:58.120	+14.423	9:55:07.042	7	1:56.437	+8.067	9:53:17.542
8	2:50.492	+1:08.709	9:58:24.231	8	1:45.226	+1.529	9:56:52.268	8	2:19.282	+30.912	9:55:36.609
9	1:43.796	+2.013	10:00:08.027	9	1:58.229	+14.532	9:58:50.497	9	1:52.607	+4.237	9:57:28.846
10	3:45.137	+2:03.354	10:03:53.164	10	1:52.597	+8.900	10:00:43.094	10	5:54.942	+4:06.572	10:03:23.418
11	1:44.357	+2.574	10:05:37.521	11	3:48.784	+2:05.087	10:04:31.878	11	1:50.376	+2.006	10:05:14.394
12	2:39.050	+57.267	10:08:16.571	12	1:43.697		10:06:15.575	12	1:49.702	+1.332	10:07:03.096
13	1:43.560	+1.777	10:10:00.131	13	2:01.266	+17.569	10:08:16.841	13	2:11.876	+23.506	10:09:15.602
14	2:14.498	+32.715	10:12:14.629	14	1:55.457	+11.760	10:10:12.298	14	1:54.368	+5.998	10:11:10.970
15	1:41.783		10:13:56.412	15	2:27.065	+43.368	10:12:39.363	15	2:10.763	+22.393	10:13:20.733
				16	2:00.640	+16.943	10:14:40.003	16	1:48.370		10:15:09.363
(72) PAU DOÑATE LOZANO				(171) JUAN JOSE DELGADO VIZCAINO				(68) STEFANO CAPUTTI			
1	2:12.974	+31.109	9:41:57.707	1	2:12.062	+26.048	9:37:05.685	1	2:25.209	+36.702	9:36:57.122
2	2:02.616	+20.751	9:44:00.323	2	1:59.212	+13.198	9:39:04.897	2	2:11.339	+22.832	9:39:09.456
3	2:02.977	+21.112	9:46:03.300	3	6:29.907	+4:43.893	9:45:34.804	3	2:03.269	+14.762	9:41:12.818
4	1:59.011	+17.146	9:48:02.311	4	1:52.957	+6.943	9:47:27.761	4	2:43.947	+55.440	9:43:56.263
5	1:45.240	+3.375	9:49:47.551	5	2:34.143	+48.129	9:50:01.904	5	7:29.289	+5:40.782	9:51:25.545
6	6:36.062	+4:54.197	9:56:23.613	6	1:50.623	+4.609	9:51:52.527	6	1:53.805	+5.298	9:53:19.843
7	2:18.793	+36.928	9:58:42.406	7	9:03.948	+7:17.934	10:00:56.475	7	1:52.316	+3.809	9:55:11.652
8	1:43.905	+2.040	10:00:26.311	8	1:47.573	+1.559	10:02:44.048	8	2:28.825	+40.318	9:57:40.477
9	4:00.272	+2:18.407	10:04:26.583					9	1:50.727	+2.220	9:59:31.702
10	1:42.592	+0.727	10:06:09.175					10	1:52.293	+3.786	10:01:23.488
11	3:37.461	+1:55.596	10:09:46.636								



XX Cto de España MX Villa Ducal de Osuna

1.- Máster-MX3/MX4

Circuito El Calvario - OSUNA 1,540 km

CRONOMETRADOS

02/05/2026 09:30

Clasificación (40:00 Tiempo) iniciado a 9:33:40

Vuelta	Tiempo de vuelta	Dif. resp. 1°	Hora del día
11	9:17.451	+7:28.944	10:10:40.933
12	1:48.507		10:12:29.440
13	2:27.161	+38.654	10:14:56.601
(14) ALBERTO BRENES RODRIGUEZ			
1	2:27.730	+37.318	9:37:09.231
2	2:08.815	+18.403	9:39:18.046
3	1:58.349	+7.937	9:41:16.395
4	7:41.592	+5:51.180	9:48:57.987
5	2:08.290	+17.878	9:51:06.277
6	2:06.263	+15.851	9:53:12.540
7	1:58.082	+7.670	9:55:10.622
8	1:50.607	+0.195	9:57:01.229
9	1:53.385	+2.973	9:58:54.614
10	1:50.412		10:00:45.026
11	14:23.744	+12:33.332	10:15:08.770
(8) JOSE FRANCISCO GUTIERREZ AVILA			
1	2:26.533	+34.092	9:40:03.120
2	2:12.740	+20.299	9:42:15.860
3	2:00.207	+7.766	9:44:16.067
4	2:02.826	+10.385	9:46:18.893
5	1:58.278	+5.837	9:48:17.171
6	1:59.691	+7.250	9:50:16.862
7	1:59.927	+7.486	9:52:16.789
8	2:49.426	+56.985	9:55:06.215
9	9:04.778	+7:12.337	10:04:10.993
10	1:53.259	+0.818	10:06:04.252
11	1:53.487	+1.046	10:07:57.739
12	2:00.909	+8.468	10:09:58.648
13	1:53.283	+0.842	10:11:51.931
14	1:52.441		10:13:44.372
(411) PEDRO DANIEL MARTINS PERES			
1	2:09.166	+14.998	9:36:44.362
2	2:09.135	+14.967	9:38:53.497
3	2:21.905	+27.737	9:41:15.402
4	7:05.596	+5:11.428	9:48:20.998
5	2:08.390	+14.222	9:50:29.388
6	2:02.547	+8.379	9:52:31.935
7	2:02.263	+8.095	9:54:34.198
8	2:02.386	+8.218	9:56:36.584
9	2:23.294	+29.126	9:58:59.878
10	8:52.144	+6:57.976	10:07:52.022
11	1:59.894	+5.726	10:09:51.916
12	1:56.150	+1.982	10:11:48.066
13	1:54.168		10:13:42.234
(98) RUBEN GORDILLO MENDEZ			
1	2:35.185	+40.841	9:36:39.430
2	2:41.039	+46.695	9:39:20.469
3	2:17.358	+23.014	9:41:37.827
4	2:04.888	+10.544	9:43:42.715
5	2:14.441	+20.097	9:45:57.156
6	2:28.670	+34.326	9:48:25.826
7	2:01.488	+7.144	9:50:27.314
8	2:19.009	+24.665	9:52:46.323
9	1:58.636	+4.292	9:54:44.959
10	2:26.334	+31.990	9:57:11.293
11	1:55.709	+1.365	9:59:07.002
12	9:02.786	+7:08.442	10:08:09.788
13	2:19.386	+25.042	10:10:29.174
14	1:54.344		10:12:23.518
15	2:06.811	+12.467	10:14:30.329
(241) BORJA RAMON MUGICA MUGICA			

Vuelta	Tiempo de vuelta	Dif. resp. 1°	Hora del día
1	2:33.223	+38.680	9:39:02.958
2	2:28.714	+34.171	9:41:31.672
3	2:03.878	+9.335	9:43:35.550
4	1:54.543		9:45:30.093
5	7:26.528	+5:31.985	9:52:56.621
(881) MARIO ALEGRIA VILLANUEVA			
1	2:31.779	+36.811	9:36:22.522
2	2:18.961	+23.993	9:38:41.483
3	2:16.721	+21.753	9:40:58.204
4	2:15.426	+20.458	9:43:13.630
5	6:26.069	+4:31.101	9:49:39.699
6	2:01.048	+6.080	9:51:40.747
7	2:17.334	+22.366	9:53:58.081
8	1:59.197	+4.229	9:55:57.278
9	8:00.105	+6:05.137	10:03:57.383
10	1:57.418	+2.450	10:05:54.801
11	1:55.409	+0.441	10:07:50.210
12	2:17.277	+22.309	10:10:07.487
13	1:54.968		10:12:02.455
14	3:10.874	+1:15.906	10:15:13.329
(3) JOSE JAVIER PAISAN BEREZO			
1	2:22.054	+26.674	9:36:09.745
2	2:15.873	+20.493	9:38:25.618
3	2:20.284	+24.904	9:40:45.902
4	6:38.899	+4:43.519	9:47:24.801
5	2:10.381	+15.001	9:49:35.182
6	2:03.423	+8.043	9:51:38.605
7	2:00.749	+5.369	9:53:39.354
8	2:16.565	+21.185	9:55:55.919
9	2:11.748	+16.368	9:58:07.667
10	1:55.380		10:00:03.047
11	1:55.975	+0.595	10:01:59.022
12	1:55.539	+0.159	10:03:54.561
13	1:58.594	+3.214	10:05:53.155
14	2:01.478	+6.098	10:07:54.633
15	2:08.278	+12.898	10:10:02.911
16	2:34.633	+39.253	10:12:37.544
17	2:04.997	+9.617	10:14:42.541
(314) JAVIER ANDRADE LAGO			
1	2:29.688	+31.805	9:40:09.349
2	2:21.571	+23.688	9:42:30.920
3	2:10.186	+12.303	9:44:41.106
4	11:39.537	+9:41.654	9:56:20.643
5	2:03.763	+5.880	9:58:24.406
6	2:03.700	+5.817	10:00:28.106
7	2:01.990	+4.107	10:02:30.096
8	2:30.319	+32.436	10:05:00.415
9	1:58.501	+0.618	10:06:58.916
10	2:25.011	+27.128	10:09:23.927
11	1:58.351	+0.468	10:11:22.278
12	1:57.883		10:13:20.161
(53) MARTI ROIG VARGAS			
1	2:43.435	+39.406	9:37:13.537
2	2:43.333	+39.304	9:39:56.870
3	2:29.012	+24.983	9:42:25.882
4	2:29.662	+25.633	9:44:55.544
5	2:27.676	+23.647	9:47:23.220
6	2:26.864	+22.835	9:49:50.084
7	2:25.052	+21.023	9:52:15.136
8	14:39.975	+12:35.946	10:06:55.111
9	2:09.387	+5.358	10:09:04.498
10	2:07.051	+3.022	10:11:11.549

Vuelta	Tiempo de vuelta	Dif. resp. 1°	Hora del día
11	2:04.029		10:13:15.120
12	2:04.552	+0.523	10:15:20.000
(74) RICARDO RAMIREZ NEGRETE			
1	2:19.622	+13.210	9:36:16.000
2	2:16.730	+10.318	9:38:33.000
3	5:35.995	+3:29.583	9:44:03.000
4	2:18.560	+12.148	9:46:21.000
5	2:13.255	+6.843	9:48:34.000
6	2:12.377	+5.965	9:50:46.000
7	2:12.450	+6.038	9:52:58.000
8	7:13.584	+5:07.172	10:00:11.000
9	2:08.240	+1.828	10:02:19.000
10	2:07.621	+1.209	10:04:26.000
11	2:08.024	+1.612	10:06:34.000
12	2:06.412		10:08:40.000
(388) JOSE CAMPANO CARROSA			
1	2:10.228	+3.684	9:36:36.000
2	2:06.769	+0.225	9:38:43.000
3	2:06.869	+0.325	9:40:50.000
4	2:06.544		9:42:56.000
5	10:54.897	+8:48.353	9:53:51.000
6	2:17.000	+10.456	9:56:08.000
(182) RAFAEL BAGUR MARQUES			
1	2:57.956	+51.165	9:37:19.000
2	3:23.660	+1:16.869	9:40:43.000
3	2:35.287	+28.496	9:43:18.000
4	2:33.014	+26.223	9:45:51.000
5	2:22.185	+15.394	9:48:13.000
6	2:24.890	+18.099	9:50:38.000
7	9:39.423	+7:32.632	10:00:11.000
8	2:15.360	+8.569	10:02:27.000
9	2:10.245	+3.454	10:04:37.000
10	2:06.976	+0.185	10:06:44.000
11	2:08.650	+1.859	10:08:53.000
12	2:06.791		10:11:00.000
(913) RAUL RODRIGUEZ CORDERO			
1	2:31.534	+18.467	9:36:23.000
2	2:21.873	+8.806	9:38:45.000
3	2:18.410	+5.343	9:41:03.000
4	2:23.985	+10.918	9:43:27.000
5	2:21.250	+8.183	9:45:48.000
6	2:21.199	+8.132	9:48:10.000
7	2:19.293	+6.226	9:50:29.000
8	2:21.713	+8.646	9:52:51.000
9	2:14.368	+1.301	9:55:05.000
10	2:37.944	+24.877	9:57:43.000
11	6:21.268	+4:08.201	10:04:05.000
12	2:20.848	+7.781	10:06:25.000
13	2:22.128	+9.061	10:08:47.000
14	2:16.247	+3.180	10:11:04.000
15	2:13.067		10:13:17.000
16	2:14.025	+0.958	10:15:31.000
(35) EDGAR SOLE HUGUET			
1	9:15.139	+6:52.011	9:43:30.000
2	2:48.962	+25.834	9:46:19.000
3	5:47.080	+3:23.952	9:52:06.000
4	2:38.594	+15.466	9:54:45.000
5	2:33.093	+9.965	9:57:18.000
6	2:30.825	+7.697	9:59:49.000
7	2:27.569	+4.441	10:02:16.000
8	2:25.093	+1.965	10:04:41.000

Jefe de cronometraje
Director de Carrera

Orbits





XX Cto de España MX Villa Ducal de Osuna

1.- Máster-MX3/MX4

Circuito El Calvario - OSUNA 1,540 km

CRONOMETRADOS

02/05/2026 09:30

Clasificación (40:00 Tiempo) iniciado a 9:33:40

Vuelta	Tiempo de vuelta	Dif. resp. 1°	Hora del día	Vuelta	Tiempo de vuelta	Dif. resp. 1°	Hora del día	Vuelta	Tiempo de vuelta	Dif. resp. 1°	Hora del día
9	2:27.097	+3.969	10:07:08.817								
10	2:23.517	+0.389	10:09:32.334								
11	2:23.128		10:11:55.462								
12	2:37.268	+14.140	10:14:32.730								
(261) JUAN ALVAREZ NAVARRO											
1	2:44.860	+12.881	9:37:03.941								
2	2:34.848	+2.869	9:39:38.789								
3	2:39.368	+7.389	9:42:18.157								
4	2:42.547	+10.568	9:45:00.704								
5	2:31.979		9:47:32.683								
6	2:39.838	+7.859	9:50:12.521								
7	2:41.400	+9.421	9:52:53.921								
8	2:35.673	+3.694	9:55:29.594								

Jefe de cronometraje

Orbits

Director de Carrera





XX Cto de España MX Villa Ducal de Osuna

Vuelta a vuelta

1.- Máster-MX3/MX4

Circuito El Calvario - OSUNA 1,540 km

CRONOMETRADOS

02/05/2026 09:30

Clasificación (40:00 Tiempo) iniciado a 9:33:40

Competidores	Vueltas																		
	0	1	2	3	4	5	6	7	8	9	10	11	12	13	14	15	16	17	
JOSE JAVIER PAISAN BEREZO (3)	1	3	1	1	25	25	25	1	1	1	1	1	1	25	25	1	1	3	3
MARIO ALEGRIA VILLANUEVA (881)	2	881	3	25	1	1	1	25	25	98	98	98	98	1	1	3	3	1	1
RAUL RODRIGUEZ CORDERO (913)	3	913	74	3	80	80	80	913	98	913	913	913	25	3	3	80	25	25	25
ANTONIO VILLEGAS IGLESIAS (1)	4	1	162	80	3	162	913	98	913	25	25	25	3	2	80	25	57	57	
RICARDO RAMIREZ NEGRETE (74)	5	74	881	74	388	388	98	53	53	8	162	3	2	80	57	57	913	162	
JORGE BERENGUER BARBERA (162)	6	162	913	881	162	881	53	261	8	261	3	2	80	57	913	913	162	913	
RUBEN GORDILLO MENDEZ (98)	7	98	25	162	881	913	261	8	261	80	2	57	913	913	162	162	735		
EDGAR SOLE HUGUET (35)	8	35	80	388	913	98	57	182	74	162	57	14	57	162	735	85	98		
JUAN ALVAREZ NAVARRO (261)	9	261	388	913	68	68	182	74	162	3	14	80	162	98	85	735	2		
IVAN CERVANTES MONTERO (25)	10	25	98	411	411	53	2	85	80	881	411	68	735	735	2	98	80		
RAFAEL BAGUR MARQUES (182)	11	182	411	171	14	261	8	162	3	2	80	162	85	85	98	2	85		
JOAN PAU SEGURA VERDAGUER (80)	12	80	68	68	98	241	74	80	881	411	68	85	74	74	8	8			
JOSE CAMPANO CARROSA (388)	13	388	261	14	261	57	162	3	2	57	735	735	881	8	881	881			
MARTI ROIG VARGAS (53)	14	53	171	98	53	182	85	881	411	14	85	74	8	881	171	171			
STEFANO CAPUTTI (68)	15	68	14	261	182	8	3	171	57	68	74	881	182	182	411				
PEDRO DANIEL MARTINS PERES (411)	16	411	53	53	241	2	881	735	14	735	881	8	171	171	68				
ALBERTO BRENES RODRIGUEZ (14)	17	14	182	182	57	74	72	2	68	85	8	72	72	72	72				
JUAN JOSE DELGADO VIZCAINO (171)	18	171	241	735	74	3	171	411	735	74	72	182	411	411					
BORJA RAMON MUGICA MUGICA (241)	19	241	57	241	8	171	735	57	85	72	182	171	68	68					
PABLO DE LA ROSA QUINTERO (57)	20	57	735	57	2	85	411	14	72	182	171	411	314	314					
PEDRO JESUS HERRERA LUQUE (735)	21	735	2	2	314	72	14	68	182	171	24	24	35	35					
JOSE FRANCISCO GUTIERREZ AVILA (8)	22	8	8	8	85	735	68	388	171	24	314	314	53	53					
JAVIER ANDRADE LAGO (314)	23	314	314	314	171	411	241	72	24	35	35	35	14						
DAVID PELAEZ MULERO (2)	24	2	85	85	24	14	388	35	35	314	53	53	24						
JONATHAN MARQUEZ RODRIGUEZ (85)	25	85	24	24	72	35	35	24	314	53									
CARLOS PONCE LOBATO (24)	26	24	72	72	735	24	24	314											
PAU DOÑATE LOZANO (72)	27	72	35	35	35	314	314												

Jefe de cronometraje

Orbits

Director de Carrera





XX Cto de España MX Villa Ducal de Osuna

Clasificado por vueltas

1.- Máster-MX3/MX4

Circuito El Calvario - OSUNA 1,540 km

RACE 1

02/05/2026 13:10

Carrera (20:00 y 2 Vueltas) iniciado a 13:09:48

Pos.	Nº	Nombre	Puntos	Mejor Tm	Dif. resp. 1º	Dif. anterior	Vueltas	Total Tº	Vel.mediaReg.	Piloto	Marca
1	25	IVAN CERVANTES MONTERO	25	1:38.798			14	23:28.033	55,124	150955-T	TRIUMPH
2	80	JOAN PAU SEGURA VERDAGUER	22	1:38.240	1.981	1.981	14	23:30.014	55,046	69929-IB	YAMAHA
3	72	PAU DOÑATE LOZANO	20	1:41.366	41.703	39.722	14	24:09.736	53,538	151098-T	HONDA
4	85	JONATHAN MARQUEZ RODRIGUE	18	1:40.672	44.546	2.843	14	24:12.579	53,433	191158-BA	YAMAHA
5	735	PEDRO JESUS HERRERA LUQUE	16	1:40.321	44.772	0.226	14	24:12.805	53,425	27727-CA	HONDA
6	57	PABLO DE LA ROSA QUINTERO	25	1:43.533	1:10.846	26.074	14	24:38.879	52,483	68931-TF	---
7	171	JUAN JOSE DELGADO VIZCAINO	15	1:44.227	1:11.675	0.829	14	24:39.708	52,454	27692-SE	KTM
8	2	DAVID PELAEZ MULERO	22	1:44.852	1:37.098	25.423	14	25:05.131	51,568	27723-SE	HONDA
9	241	BORJA RAMON MUGICA MUGICA	20	1:45.938	1:41.765	4.667	14	25:09.798	51,408	231844-ML	HONDA
10	162	JORGE BERENGUER BARBERA	14	1:44.622	1:43.140	1.375	14	25:11.173	51,361	253900-A	HONDA
11	68	STEFANO CAPUTTI	13	1:44.873	1 Vuelta	1 Vuelta	13	23:30.144	51,110	226538-M	---
12	3	JOSE JAVIER PAISAN BEREZO	18	1:45.745	1 Vuelta	2.434	13	23:32.578	51,022	90011-BU	HONDA
13	14	ALBERTO BRENES RODRIGUEZ	12	1:45.876	1 Vuelta	5.826	13	23:38.404	50,812	27894-SE	KTM
14	8	JOSE FRANCISCO GUTIERREZ AV.	16	1:48.308	1 Vuelta	25.185	13	24:03.589	49,926	27755-CA	HONDA
15	24	CARLOS PONCE LOBATO	11	1:48.371	1 Vuelta	11.488	13	24:15.077	49,531	27956-SE	YAMAHA
16	98	RUBEN GORDILLO MENDEZ	10	1:51.670	1 Vuelta	29.723	13	24:44.800	48,540	280477-BI	HONDA
17	314	JAVIER ANDRADE LAGO	9	1:53.120	1 Vuelta	16.438	13	25:01.238	48,008	27972-CA	KAWASAKI
18	411	PEDRO DANIEL MARTINS PERES	8	1:52.206	2 Vueltas	1 Vuelta	12	23:36.434	46,969	191184-CC	---
19	53	MARTI ROIG VARGAS	15	1:57.735	2 Vueltas	46.586	12	24:23.020	45,473	150431-GI	KTM
20	74	RICARDO RAMIREZ NEGRETE	14	1:59.694	2 Vueltas	8.973	12	24:31.993	45,196	27789-SE	KAWASAKI
21	913	RAUL RODRIGUEZ CORDERO	13	2:01.329	2 Vueltas	20.832	12	24:52.825	44,565	90012-SG	YAMAHA
22	182	RAFAEL BAGUR MARQUES	12	2:02.704	2 Vueltas	2.675	12	24:55.500	44,485	69817-IB	HONDA
23	261	JUAN ALVAREZ NAVARRO	11	2:02.060	2 Vueltas	2.769	12	24:58.269	44,403	70100-IB	SIN MARCA
24	388	JOSE CAMPANO CARROSA	7	1:58.410	3 Vueltas	1 Vuelta	11	23:39.268	42,969	27689-SE	YAMAHA
25	35	EDGAR SOLE HUGUET	10	2:05.077	3 Vueltas	3.105	11	23:42.373	42,875	150274-T	YAMAHA
26	881	MARIO ALEGRIA VILLANUEVA	6	1:49.885	11 Vueltas	8 Vueltas	3	25:29.445	10,875	90075-VA	---

No clasificado											
NT	1	ANTONIO VILLEGAS IGLESIAS	0	1:41.446		NT	2	3:25.692	53,906	27892-SE	YAMAHA

Márgen de victoria	Velocidad media	Mejor tº de vuelta	Mejor Vel.	Mejor vuelta para
1.981	55,124	1:38.240	56,433	80 - JOAN PAU SEGURA VERDAGUER

Jefe de cronometraje: Director de Carrera

Orbits





XX Cto de España MX Villa Ducal de Osuna

Clasificado por vueltas

1.- Máster-MX3/MX4

Circuito El Calvario - OSUNA 1,540 km

RACE 1

02/05/2026 13:10

Carrera (20:00 y 2 Vueltas) iniciado a 13:09:48

Pos.	Nº	Nombre	Puntos	Mejor Tm	Dif. resp. 1º	Dif. anterior	Vueltas	Total Tº	Vel. media	Reg.	Piloto	Marca
MX3												
1	25	IVAN CERVANTES MONTERO	25	1:38.798			14	23:28.033	55,124	150955-T		TRIUMPH
2	80	JOAN PAU SEGURA VERDAGUER	22	1:38.240	1.981	1.981	14	23:30.014	55,046	69929-IB		YAMAHA
3	72	PAU DOÑATE LOZANO	20	1:41.366	41.703	39.722	14	24:09.736	53,538	151098-T		HONDA
4	85	JONATHAN MARQUEZ RODRIGUE	18	1:40.672	44.546	2.843	14	24:12.579	53,433	191158-BA		YAMAHA
5	735	PEDRO JESUS HERRERA LUQUE	16	1:40.321	44.772	0.226	14	24:12.805	53,425	27727-CA		HONDA
6	171	JUAN JOSE DELGADO VIZCAINO	15	1:44.227	1:11.675	26.903	14	24:39.708	52,454	27692-SE		KTM
7	162	JORGE BERENGUER BARBERA	14	1:44.622	1:43.140	31.465	14	25:11.173	51,361	253900-A		HONDA
8	68	STEFANO CAPUTTI	13	1:44.873	1 Vuelta	1 Vuelta	13	23:30.144	51,110	226538-M		---
9	14	ALBERTO BRENES RODRIGUEZ	12	1:45.876	1 Vuelta	8.260	13	23:38.404	50,812	27894-SE		KTM
10	24	CARLOS PONCE LOBATO	11	1:48.371	1 Vuelta	36.673	13	24:15.077	49,531	27956-SE		YAMAHA
11	98	RUBEN GORDILLO MENDEZ	10	1:51.670	1 Vuelta	29.723	13	24:44.800	48,540	280477-BI		HONDA
12	314	JAVIER ANDRADE LAGO	9	1:53.120	1 Vuelta	16.438	13	25:01.238	48,008	27972-CA		KAWASAKI
13	411	PEDRO DANIEL MARTINS PERES	8	1:52.206	2 Vueltas	1 Vuelta	12	23:36.434	46,969	191184-CC		---
14	388	JOSE CAMPANO CARROSA	7	1:58.410	3 Vueltas	1 Vuelta	11	23:39.268	42,969	27689-SE		YAMAHA
15	881	MARIO ALEGRIA VILLANUEVA	6	1:49.885	11 Vueltas	8 Vueltas	3	25:29.445	10,875	90075-VA		---

MX4												
1	57	PABLO DE LA ROSA QUINTERO	25	1:43.533			14	24:38.879	52,483	68931-TF		---
2	2	DAVID PELAEZ MULERO	22	1:44.852	26.252	26.252	14	25:05.131	51,568	27723-SE		HONDA
3	241	BORJA RAMON MUGICA MUGICA	20	1:45.938	30.919	4.667	14	25:09.798	51,408	231844-ML		HONDA
4	3	JOSE JAVIER PAISAN BEREZO	18	1:45.745	1 Vuelta	1 Vuelta	13	23:32.578	51,022	90011-BU		HONDA
5	8	JOSE FRANCISCO GUTIERREZ AV.	16	1:48.308	1 Vuelta	31.011	13	24:03.589	49,926	27755-CA		HONDA
6	53	MARTI ROIG VARGAS	15	1:57.735	2 Vueltas	1 Vuelta	12	24:23.020	45,473	150431-GI		KTM
7	74	RICARDO RAMIREZ NEGRETE	14	1:59.694	2 Vueltas	8.973	12	24:31.993	45,196	27789-SE		KAWASAKI
8	913	RAUL RODRIGUEZ CORDERO	13	2:01.329	2 Vueltas	20.832	12	24:52.825	44,565	90012-SG		YAMAHA
9	182	RAFAEL BAGUR MARQUES	12	2:02.704	2 Vueltas	2.675	12	24:55.500	44,485	69817-IB		HONDA
10	261	JUAN ALVAREZ NAVARRO	11	2:02.060	2 Vueltas	2.769	12	24:58.269	44,403	70100-IB		SIN MARCA
11	35	EDGAR SOLE HUGUET	10	2:05.077	3 Vueltas	1 Vuelta	11	23:42.373	42,875	150274-T		YAMAHA

No clasificado												
NT	1	ANTONIO VILLEGAS IGLESIAS	0	1:41.446	NT		2	3:25.692	53,906	27892-SE		YAMAHA

Márgen de victoria	Velocidad media	Mejor tº de vuelta	Mejor Vel.	Mejor vuelta para
1.981	55,124	1:38.240	56,433	80 - JOAN PAU SEGURA VERDAGUER

Jefe de cronometrage: Orbits
 Director de Carrera:





XX Cto de España MX Villa Ducal de Osuna

1.- Máster-MX3/MX4

Circuito El Calvario - OSUNA 1,540 km

RACE 1

02/05/2026 13:10

Carrera (20:00 y 2 Vueltas) iniciado a 13:09:48

Vuelta	Tiempo de vuelta	Dif. resp. 1°	Hora del día
(25) IVAN CERVANTES MONTERO			
1			13:11:35.656
2	1:40.722	+1.924	13:13:16.378
3	1:41.441	+2.643	13:14:57.819
4	1:39.651	+0.853	13:16:37.470
5	1:40.771	+1.973	13:18:18.241
6	1:41.780	+2.982	13:20:00.021
7	1:39.853	+1.055	13:21:39.874
8	1:40.480	+1.682	13:23:20.354
9	1:38.832	+0.034	13:24:59.186
10	1:38.965	+0.167	13:26:38.151
11	1:39.672	+0.874	13:28:17.823
12	1:40.021	+1.223	13:29:57.844
13	1:38.798		13:31:36.642
14	1:39.950	+1.152	13:33:16.592
(80) JOAN PAU SEGURA VERDAGUER			
1			13:11:34.817
2	1:40.599	+2.359	13:13:15.416
3	1:41.129	+2.889	13:14:56.545
4	1:40.156	+1.916	13:16:36.701
5	1:40.682	+2.442	13:18:17.383
6	1:41.516	+3.276	13:19:58.899
7	1:40.468	+2.228	13:21:39.367
8	1:40.079	+1.839	13:23:19.446
9	1:40.454	+2.214	13:24:59.900
10	1:38.810	+0.570	13:26:38.710
11	1:41.128	+2.888	13:28:19.838
12	1:39.225	+0.985	13:29:59.063
13	1:38.240		13:31:37.303
14	1:41.270	+3.030	13:33:18.573
(72) PAU DOÑATE LOZANO			
1			13:11:38.896
2	1:42.035	+0.669	13:13:20.931
3	1:43.202	+1.836	13:15:04.133
4	1:43.360	+1.994	13:16:47.493
5	1:43.551	+2.185	13:18:31.044
6	1:44.434	+3.068	13:20:15.478
7	1:44.366	+3.000	13:21:59.844
8	1:42.960	+1.594	13:23:42.804
9	1:42.069	+0.703	13:25:24.873
10	1:41.366		13:27:06.239
11	1:42.308	+0.942	13:28:48.547
12	1:42.883	+1.517	13:30:31.430
13	1:42.771	+1.405	13:32:14.201
14	1:44.094	+2.728	13:33:58.295
(85) JONATHAN MARQUEZ RODRIGUEZ			
1			13:11:44.656
2	1:44.295	+3.623	13:13:28.951
3	1:42.714	+2.042	13:15:11.665
4	1:41.855	+1.183	13:16:53.520
5	1:43.359	+2.687	13:18:36.879
6	1:42.285	+1.613	13:20:19.164
7	1:42.764	+2.092	13:22:01.928
8	1:42.769	+2.097	13:23:44.697
9	1:41.490	+0.818	13:25:26.187
10	1:40.672		13:27:06.859
11	1:43.125	+2.453	13:28:49.984
12	1:42.190	+1.518	13:30:32.174
13	1:42.751	+2.079	13:32:14.925
14	1:46.213	+5.541	13:34:01.138
(735) PEDRO JESUS HERRERA LUQUE			

Vuelta	Tiempo de vuelta	Dif. resp. 1°	Hora del día
1			13:11:36.297
2	1:41.966	+1.645	13:13:18.263
3	1:53.847	+13.526	13:15:12.110
4	1:42.989	+2.668	13:16:55.099
5	1:42.566	+2.245	13:18:37.665
6	1:42.498	+2.177	13:20:20.163
7	1:45.545	+5.224	13:22:05.708
8	1:40.321		13:23:46.029
9	1:41.786	+1.465	13:25:27.815
10	1:42.366	+2.045	13:27:10.181
11	1:42.917	+2.596	13:28:53.098
12	1:43.645	+3.324	13:30:36.743
13	1:42.503	+2.182	13:32:19.246
14	1:42.118	+1.797	13:34:01.364
(57) PABLO DE LA ROSA QUINTERO			
1			13:11:40.821
2	1:43.533		13:13:24.354
3	1:44.403	+0.870	13:15:08.757
4	1:44.157	+0.624	13:16:52.914
5	1:44.232	+0.699	13:18:37.146
6	1:47.050	+3.517	13:20:24.196
7	1:47.411	+3.878	13:22:11.607
8	1:45.596	+2.063	13:23:57.203
9	1:43.888	+0.355	13:25:41.091
10	1:43.958	+0.425	13:27:25.049
11	1:44.839	+1.306	13:29:09.888
12	1:46.231	+2.698	13:30:56.119
13	1:45.735	+2.202	13:32:41.854
14	1:45.584	+2.051	13:34:27.438
(171) JUAN JOSE DELGADO VIZCAINO			
1			13:11:39.508
2	1:45.413	+1.186	13:13:24.921
3	1:46.052	+1.825	13:15:10.973
4	1:44.280	+0.053	13:16:55.253
5	1:45.266	+1.039	13:18:40.519
6	1:46.045	+1.818	13:20:26.564
7	1:47.162	+2.935	13:22:13.726
8	1:44.736	+0.509	13:23:58.462
9	1:44.881	+0.654	13:25:43.343
10	1:45.544	+1.317	13:27:28.887
11	1:44.947	+0.720	13:29:13.834
12	1:45.123	+0.896	13:30:58.957
13	1:44.227		13:32:43.184
14	1:45.083	+0.856	13:34:28.267
(2) DAVID PELAEZ MULERO			
1			13:11:41.856
2	1:49.219	+4.367	13:13:31.075
3	1:47.702	+2.850	13:15:18.777
4	1:44.852		13:17:03.629
5	1:45.147	+0.295	13:18:48.776
6	1:45.645	+0.793	13:20:34.421
7	1:46.611	+1.759	13:22:21.032
8	1:48.152	+3.300	13:24:09.184
9	1:47.932	+3.080	13:25:57.116
10	1:46.091	+1.239	13:27:43.207
11	1:46.738	+1.886	13:29:29.945
12	1:47.878	+3.026	13:31:17.823
13	1:46.686	+1.834	13:33:04.509
14	1:49.181	+4.329	13:34:53.690
(241) BORJA RAMON MUGICA MUGICA			
1			13:11:43.756
2	1:47.049	+1.111	13:13:30.805

Vuelta	Tiempo de vuelta	Dif. resp. 1°	Hora del día
3	1:46.678	+0.740	13:15:17.110
4	1:48.328	+2.390	13:17:05.438
5	1:47.771	+1.833	13:18:53.211
6	1:47.760	+1.822	13:20:41.471
7	1:48.287	+2.349	13:22:29.720
8	1:47.307	+1.369	13:24:16.989
9	1:47.333	+1.395	13:26:04.322
10	1:46.693	+0.755	13:27:50.915
11	1:46.995	+1.057	13:29:37.912
12	1:45.938		13:31:23.850
13	1:48.003	+2.065	13:33:11.855
14	1:46.459	+0.521	13:34:58.304
(162) JORGE BERENGUER BARBERA			
1			13:11:45.145
2	1:48.920	+4.298	13:13:34.143
3	1:49.448	+4.826	13:15:23.591
4	1:48.954	+4.332	13:17:13.523
5	1:48.457	+3.835	13:19:03.970
6	1:48.538	+3.916	13:20:54.508
7	1:47.558	+2.936	13:22:46.066
8	1:46.611	+1.989	13:24:37.677
9	1:46.785	+2.163	13:26:29.462
10	1:47.192	+2.570	13:28:21.654
11	1:45.555	+0.933	13:29:47.209
12	1:46.406	+1.784	13:31:33.615
13	1:44.874	+0.252	13:33:18.487
14	1:44.622		13:34:59.109
(68) STEFANO CAPUTTI			
1			13:11:42.142
2	1:47.556	+2.683	13:13:30.698
3	1:44.873		13:15:15.571
4	1:45.592	+0.719	13:17:01.170
5	1:46.955	+2.082	13:18:48.125
6	1:48.428	+3.555	13:20:36.580
7	1:48.031	+3.158	13:22:24.738
8	1:47.091	+2.218	13:24:12.856
9	1:46.079	+1.206	13:25:59.935
10	1:47.253	+2.380	13:27:47.288
11	1:48.774	+3.901	13:29:36.062
12	1:53.425	+8.552	13:31:29.614
13	1:51.836	+6.963	13:33:21.550
(3) JOSE JAVIER PAISAN BEREZO			
1			13:11:47.147
2	1:48.141	+2.396	13:13:35.543
3	1:48.972	+3.227	13:15:24.520
4	1:46.336	+0.591	13:17:10.856
5	1:47.479	+1.734	13:18:58.335
6	1:45.745		13:20:44.080
7	1:47.390	+1.645	13:22:31.470
8	1:46.201	+0.456	13:24:17.676
9	1:47.333	+1.588	13:26:05.009
10	1:47.342	+1.597	13:27:52.351
11	1:47.178	+1.433	13:29:39.529
12	1:45.777	+0.032	13:31:25.561
13	1:56.178	+10.433	13:33:21.994
(14) ALBERTO BRENES RODRIGUEZ			
1			13:11:41.141
2	1:55.189	+9.313	13:13:36.454
3	1:48.893	+3.017	13:15:25.357
4	1:48.145	+2.269	13:17:13.506
5	1:48.016	+2.140	13:19:01.646
6	1:47.665	+1.789	13:20:49.335

Jefe de cronometraje
Director de Carrera

Orbits



XX Cto de España MX Villa Ducal de Osuna

1.- Máster-MX3/MX4

Circuito El Calvario - OSUNA 1,540 km

RACE 1

02/05/2026 13:10

Carrera (20:00 y 2 Vueltas) iniciado a 13:09:48

Vuelta	Tiempo de vuelta	Dif. resp. 1°	Hora del día
7	1:47.186	+1.310	13:22:36.800
8	1:46.932	+1.056	13:24:23.732
9	1:45.876		13:26:09.608
10	1:47.705	+1.829	13:27:57.313
11	1:46.171	+0.295	13:29:43.484
12	1:46.389	+0.513	13:31:29.873
13	1:57.090	+11.214	13:33:26.963
(8) JOSE FRANCISCO GUTIERREZ AVILA			
1			13:11:45.733
2	1:48.426	+0.118	13:13:34.159
3	1:48.950	+0.642	13:15:23.109
4	1:48.308		13:17:11.417
5	1:49.144	+0.836	13:19:00.561
6	1:48.705	+0.397	13:20:49.266
7	1:49.627	+1.319	13:22:38.893
8	1:51.096	+2.788	13:24:29.989
9	1:50.322	+2.014	13:26:20.311
10	1:51.672	+3.364	13:28:11.983
11	1:54.939	+6.631	13:30:06.922
12	1:51.353	+3.045	13:31:58.275
13	1:53.873	+5.565	13:33:52.148
(24) CARLOS PONCE LOBATO			
1			13:11:47.645
2	1:50.707	+2.336	13:13:38.352
3	1:49.209	+0.838	13:15:27.561
4	1:48.936	+0.565	13:17:16.497
5	1:49.472	+1.101	13:19:05.969
6	1:50.637	+2.266	13:20:56.606
7	1:48.371		13:22:44.977
8	1:51.096	+2.725	13:24:36.073
9	1:51.231	+2.860	13:26:27.304
10	1:56.058	+7.687	13:28:23.362
11	1:50.594	+2.223	13:30:13.956
12	1:54.452	+6.081	13:32:08.408
13	1:55.228	+6.857	13:34:03.636
(98) RUBEN GORDILLO MENDEZ			
1			13:11:50.274
2	1:51.670		13:13:41.944
3	1:51.809	+0.139	13:15:33.753
4	1:52.074	+0.404	13:17:25.827
5	1:52.112	+0.442	13:19:17.939
6	1:54.404	+2.734	13:21:12.343
7	1:53.009	+1.339	13:23:05.352
8	1:56.608	+4.938	13:25:01.960
9	1:53.045	+1.375	13:26:55.005
10	1:55.600	+3.930	13:28:50.605
11	1:54.774	+3.104	13:30:45.379
12	1:54.762	+3.092	13:32:40.141
13	1:53.218	+1.548	13:34:33.359
(314) JAVIER ANDRADE LAGO			
1			13:11:54.498
2	1:54.328	+1.208	13:13:48.826
3	1:54.615	+1.495	13:15:43.441
4	1:54.153	+1.033	13:17:37.594
5	1:53.322	+0.202	13:19:30.916
6	1:53.357	+0.237	13:21:24.273
7	1:54.008	+0.888	13:23:18.281
8	1:53.120		13:25:11.401
9	1:53.699	+0.579	13:27:05.100
10	1:56.539	+3.419	13:29:01.639
11	1:55.672	+2.552	13:30:57.311
12	1:57.550	+4.430	13:32:54.861

Vuelta	Tiempo de vuelta	Dif. resp. 1°	Hora del día
13	1:54.936	+1.816	13:34:49.797
(411) PEDRO DANIEL MARTINS PERES			
1			13:11:51.228
2	1:53.794	+1.588	13:13:45.022
3	1:55.770	+3.564	13:15:40.792
4	1:53.731	+1.525	13:17:34.523
5	1:54.542	+2.336	13:19:29.065
6	1:53.462	+1.256	13:21:22.527
7	1:52.206		13:23:14.733
8	1:54.136	+1.930	13:25:08.869
9	2:21.330	+29.124	13:27:30.199
10	2:02.312	+10.106	13:29:32.511
11	1:55.683	+3.477	13:31:28.194
12	1:56.799	+4.593	13:33:24.993
(53) MARTI ROIG VARGAS			
1			13:11:56.399
2	1:59.881	+2.146	13:13:56.280
3	2:03.463	+5.728	13:15:59.743
4	2:02.759	+5.024	13:18:02.502
5	2:01.263	+3.528	13:20:03.765
6	2:01.886	+4.151	13:22:05.651
7	2:00.761	+3.026	13:24:06.412
8	2:01.126	+3.391	13:26:07.538
9	2:01.228	+3.493	13:28:08.766
10	2:01.700	+3.965	13:30:10.466
11	1:57.735		13:32:08.201
12	2:03.378	+5.643	13:34:11.579
(74) RICARDO RAMIREZ NEGRETE			
1			13:12:00.907
2	2:01.106	+1.412	13:14:02.013
3	2:01.409	+1.715	13:16:03.422
4	1:59.694		13:18:03.116
5	2:01.465	+1.771	13:20:04.581
6	2:02.339	+2.645	13:22:06.920
7	2:00.522	+0.828	13:24:07.442
8	2:01.349	+1.655	13:26:08.791
9	2:00.867	+1.173	13:28:09.658
10	2:01.451	+1.757	13:30:11.109
11	2:01.211	+1.517	13:32:12.320
12	2:08.232	+8.538	13:34:20.552
(913) RAUL RODRIGUEZ CORDERO			
1			13:11:59.806
2	2:02.674	+1.345	13:14:02.480
3	2:03.995	+2.666	13:16:06.475
4	2:01.537	+0.208	13:18:08.012
5	2:05.893	+4.564	13:20:13.905
6	2:04.502	+3.173	13:22:18.407
7	2:04.425	+3.096	13:24:22.832
8	2:01.329		13:26:24.161
9	2:02.821	+1.492	13:28:26.982
10	2:05.124	+3.795	13:30:32.106
11	2:05.253	+3.924	13:32:37.359
12	2:04.025	+2.696	13:34:41.384
(182) RAFAEL BAGUR MARQUES			
1			13:11:58.846
2	2:02.727	+0.023	13:14:01.573
3	2:04.078	+1.374	13:16:05.651
4	2:03.402	+0.698	13:18:09.053
5	2:04.450	+1.746	13:20:13.503
6	2:06.098	+3.394	13:22:19.601
7	2:03.643	+0.939	13:24:23.244

Vuelta	Tiempo de vuelta	Dif. resp. 1°	Hora del día
8	2:03.197	+0.493	13:26:26.266
9	2:05.750	+3.046	13:28:32.022
10	2:06.270	+3.566	13:30:38.292
11	2:02.894	+0.190	13:32:41.186
12	2:02.704		13:34:43.890
(261) JUAN ALVAREZ NAVARRO			
1			13:12:04.100
2	2:05.406	+3.346	13:14:09.506
3	2:04.901	+2.841	13:16:14.407
4	2:02.737	+0.677	13:18:17.144
5	2:03.082	+1.022	13:20:20.226
6	2:04.030	+1.970	13:22:24.256
7	2:04.032	+1.972	13:24:28.228
8	2:03.343	+1.283	13:26:31.571
9	2:02.883	+0.823	13:28:34.454
10	2:03.496	+1.436	13:30:37.950
11	2:02.060		13:32:40.010
12	2:06.244	+4.184	13:34:46.194
(388) JOSE CAMPANO CARROSA			
1			13:11:57.100
2	1:58.410		13:13:55.510
3	2:00.329	+1.919	13:15:55.429
4	2:03.518	+5.108	13:17:58.947
5	2:02.039	+3.629	13:20:01.576
6	2:06.787	+8.377	13:22:08.363
7	2:04.847	+6.437	13:24:13.200
8	2:10.096	+11.686	13:26:23.296
9	2:06.797	+8.387	13:28:29.993
10	2:17.974	+19.564	13:30:47.967
11	2:39.956	+41.546	13:33:27.923
(35) EDGAR SOLE HUGUET			
1			13:12:03.100
2	2:05.077		13:14:08.177
3	2:05.473	+0.396	13:16:13.673
4	2:05.963	+0.886	13:18:19.639
5	2:11.754	+6.677	13:20:31.393
6	2:12.051	+6.974	13:22:43.444
7	2:07.322	+2.245	13:24:50.766
8	2:09.885	+4.808	13:27:00.651
9	2:08.496	+3.419	13:29:09.147
10	2:10.135	+5.058	13:31:19.282
11	2:11.571	+6.494	13:33:30.853
(881) MARIO ALEGRIA VILLANUEVA			
1			13:11:49.100
2	1:49.885		13:13:38.985
3	2:13.375	+19:48.490	13:35:18.475
(1) ANTONIO VILLEGAS IGLESIAS			
1			13:11:32.100
2	1:41.446		13:13:13.546

Jefe de cronometraje
Director de Carrera

Orbits



XX Cto de España MX Villa Ducal de Osuna

Vuelta a vuelta

1.- Máster-MX3/MX4

Circuito El Calvario - OSUNA 1,540 km

RACE 1

02/05/2026 13:10

Carrera (20:00 y 2 Vueltas) iniciado a 13:09:48

Competidores	Vueltas													
	1	2	3	4	5	6	7	8	9	10	11	12	13	14
ANTONIO VILLEGAS IGLESIAS (1)	1	1	80	80	80	80	80	80	25	25	25	25	25	25
JOAN PAU SEGURA VERDAGUER (80)	2	80	80	25	25	25	25	25	25	80	80	80	80	80
IVAN CERVANTES MONTERO (25)	3	25	25	72	72	72	72	72	72	72	72	72	72	72
PEDRO JESUS HERRERA LUQUE (735)	4	735	735	57	57	85	85	85	85	85	85	85	85	85
PAU DOÑATE LOZANO (72)	5	72	72	171	85	57	735	735	735	735	735	735	735	735
JUAN JOSE DELGADO VIZCAINO (171)	6	171	57	85	735	735	57	57	57	57	57	57	57	57
PABLO DE LA ROSA QUINTERO (57)	7	57	171	735	171	171	171	171	171	171	171	171	171	171
ALBERTO BRENES RODRIGUEZ (14)	8	14	85	68	68	68	2	2	2	2	2	2	2	2
DAVID PELAEZ MULERO (2)	9	2	68	241	2	2	68	68	68	68	68	241	241	241
STEFANO CAPUTTI (68)	10	68	241	2	241	241	241	241	241	241	241	3	162	162
BORJA RAMON MUGICA MUGICA (241)	11	241	2	8	3	3	3	3	3	3	3	3	68	68
JONATHAN MARQUEZ RODRIGUEZ (85)	12	85	8	3	8	8	8	14	14	14	14	14	14	3
JOSE FRANCISCO GUTIERREZ AVILA (8)	13	8	162	162	162	162	14	162	162	162	162	162	162	14
JORGE BERENGUER BARBERA (162)	14	162	3	14	14	14	162	8	8	8	8	8	8	8
JOSE JAVIER PAISAN BEREZO (3)	15	3	14	24	24	24	24	24	24	24	24	24	24	24
CARLOS PONCE LOBATO (24)	16	24	24	98	98	98	98	98	98	98	98	98	98	98
MARIO ALEGRIA VILLANUEVA (881)	17	881	881	411	411	411	411	411	411	314	314	314	314	314
RUBEN GORDILLO MENDEZ (98)	18	98	98	314	314	314	314	314	314	411	411	411	411	411
PEDRO DANIEL MARTINS PERES (411)	19	411	411	388	388	388	53	53	53	53	53	53	53	53
JAVIER ANDRADE LAGO (314)	20	314	314	53	53	53	74	74	74	74	74	74	74	74
MARTI ROIG VARGAS (53)	21	53	388	74	74	74	388	388	388	913	913	913	913	913
JOSE CAMPANO CARROSA (388)	22	388	53	182	913	182	913	913	913	388	182	261	182	182
RAFAEL BAGUR MARQUES (182)	23	182	182	913	182	913	182	182	182	182	261	182	261	261
RAUL RODRIGUEZ CORDERO (913)	24	913	74	35	261	261	261	261	261	261	388	388	388	388
RICARDO RAMIREZ NEGRETE (74)	25	74	913	261	35	35	35	35	35	35	35	35	35	35
EDGAR SOLE HUGUET (35)	26	35	35	881										
JUAN ALVAREZ NAVARRO (261)	27	261	261											

Jefe de cronometraje

Orbits

Director de Carrera





XX Cto de España MX Villa Ducal de Osuna

Clasificado por mejor tiempo de vuelta

1.- Máster-MX3/MX4

Circuito El Calvario - OSUNA 1,540 km

WARM-UP

03/05/2026 10:15

Práctica (10:00 Tiempo) iniciado a 10:15:22

Pos.	Nº	Nombre	Total Tº	Vueltas	Mejor Tm	Dif. resp. 1º	Dif. anterior	Velocidad r Clase	Marca	Club	
1	735	PEDRO JESUS HERRERA LUQUE	9:52.987	4	1:50.200			37,397	MX3	HONDA	Mc. El Titi
2	80	JOAN PAU SEGURA VERDAGUER	10:08.404	5	1:54.053	3.853	3.853	45,562	MX3	YAMAHA	Mc. Fora Vila Muro
3	57	PABLO DE LA ROSA QUINTERO	11:36.432	5	1:55.157	4.957	1.104	39,803	MX4	---	
4	85	JONATHAN MARQUEZ RODRIGUEZ	11:49.385	5	1:55.921	5.721	0.764	39,076	MX3	YAMAHA	
5	2	DAVID PELAEZ MULERO	11:42.947	5	1:56.376	6.176	0.455	39,434	MX4	HONDA	CD. Motoclub Morón
6	72	PAU DOÑATE LOZANO	11:13.432	5	1:57.744	7.544	1.368	41,162	MX3	HONDA	
7	241	BORJA RAMON MUGICA MUGICA	12:12.492	5	2:08.248	18.048	10.504	37,843	MX4	HONDA	CD JJ12 Formac. y Deporte
8	8	JOSE FRANCISCO GUTIERREZ AVIL	12:29.315	5	2:08.521	18.321	0.273	36,994	MX4	HONDA	Mc. El Titi
9	171	JUAN JOSE DELGADO VIZCAINO	5:31.383	2	2:14.323	24.123	5.802	33,460	MX3	KTM	CD. TRT Race Service
10	162	JORGE BERENGUER BARBERA	11:34.162	4	2:16.447	26.247	2.124	31,946	MX3	HONDA	
11	14	ALBERTO BRENES RODRIGUEZ	12:47.296	5	2:16.720	26.520	0.273	36,127	MX3	KTM	CD. Motoclub Morón
12	388	JOSE CAMPANO CARROSA	10:36.163	4	2:18.094	27.894	1.374	34,859	MX3	YAMAHA	Mc. Urso
13	3	JOSE JAVIER PAISAN BEREZO	10:51.005	4	2:20.839	30.639	2.745	34,064	MX4	HONDA	
14	881	MARIO ALEGRIA VILLANUEVA	11:36.678	4	2:21.654	31.454	0.815	31,831	MX3	---	
15	314	JAVIER ANDRADE LAGO	10:47.679	4	2:28.505	38.305	6.851	34,239	MX3	KAWASAKI	
16	913	RAUL RODRIGUEZ CORDERO	11:26.983	4	2:30.372	40.172	1.867	32,280	MX4	YAMAHA	
17	24	CARLOS PONCE LOBATO	10:10.801	3	2:31.171	40.971	0.799	27,230	MX3	YAMAHA	CD. Motoclub Morón
18	53	MARTI ROIG VARGAS	11:26.680	4	2:34.572	44.372	3.401	32,295	MX4	KTM	
19	98	RUBEN GORDILLO MENDEZ	11:09.494	4	2:40.579	50.379	6.007	33,124	MX3	HONDA	
20	74	RICARDO RAMIREZ NEGRETE	5:38.508	2	2:42.582	52.382	2.003	32,756	MX4	KAWASAKI	CD. Motoclub Morón
21	182	RAFAEL BAGUR MARQUES	12:04.957	4	2:45.738	55.538	3.156	30,589	MX4	HONDA	
22	261	JUAN ALVAREZ NAVARRO	10:00.388	3	2:55.598	1:05.398	9.860	27,702	MX4	SIN MARCA	
23	1	ANTONIO VILLEGAS IGLESIAS						-	MX4	YAMAHA	Mc. Esc. Eduardo Castro
24	25	IVAN CERVANTES MONTERO						-	MX3	TRIUMPH	Mc. Segre
25	35	EDGAR SOLE HUGUET						-	MX4	YAMAHA	
26	68	STEFANO CAPUTTI						-	MX3	---	Mc. El Búnker
27	411	PEDRO DANIEL MARTINS PERES						-	MX3	---	Mc. Las Arenas

Jefe de cronometraje

Orbits

Director de Carrera





XX Cto de España MX Villa Ducal de Osuna

Clasificado por mejor tiempo de vuelta

1.- Máster-MX3/MX4

Circuito El Calvario - OSUNA 1,540 km

WARM-UP

03/05/2026 10:15

Práctica (10:00 Tiempo) iniciado a 10:15:22

Pos.	Nº	Nombre	Total Tº	Vueltas	Mejor Tm	Dif. resp. 1º	resp. anterior	Velocidad r	Clase	Marca	Club
MX3											
1	735	PEDRO JESUS HERRERA LUQUE	9:52.987	4	1:50.200			37,397	MX3	HONDA	Mc. El Titi
2	80	JOAN PAU SEGURA VERDAGUER	10:08.404	5	1:54.053	3.853	3.853	45,562	MX3	YAMAHA	Mc. Fora Vila Muro
3	85	JONATHAN MARQUEZ RODRIGUEZ	11:49.385	5	1:55.921	5.721	1.868	39,076	MX3	YAMAHA	
4	72	PAU DOÑATE LOZANO	11:13.432	5	1:57.744	7.544	1.823	41,162	MX3	HONDA	
5	171	JUAN JOSE DELGADO VIZCAINO	5:31.383	2	2:14.323	24.123	16.579	33,460	MX3	KTM	CD. TRT Race Service
6	162	JORGE BERENQUER BARBERA	11:34.162	4	2:16.447	26.247	2.124	31,946	MX3	HONDA	
7	14	ALBERTO BRENES RODRIGUEZ	12:47.296	5	2:16.720	26.520	0.273	36,127	MX3	KTM	CD. Motoclub Morón
8	388	JOSE CAMPANO CARROSA	10:36.163	4	2:18.094	27.894	1.374	34,859	MX3	YAMAHA	Mc. Urso
9	881	MARIO ALEGRIA VILLANUEVA	11:36.678	4	2:21.654	31.454	3.560	31,831	MX3	---	
10	314	JAVIER ANDRADE LAGO	10:47.679	4	2:28.505	38.305	6.851	34,239	MX3	KAWASAKI	
11	24	CARLOS PONCE LOBATO	10:10.801	3	2:31.171	40.971	2.666	27,230	MX3	YAMAHA	CD. Motoclub Morón
12	98	RUBEN GORDILLO MENDEZ	11:09.494	4	2:40.579	50.379	9.408	33,124	MX3	HONDA	
13	25	IVAN CERVANTES MONTERO						-	MX3	TRIUMPH	Mc. Segre
14	68	STEFANO CAPUTTI						-	MX3	---	Mc. El Búnker
15	411	PEDRO DANIEL MARTINS PERES						-	MX3	---	Mc. Las Arenas
MX4											
1	57	PABLO DE LA ROSA QUINTERO	11:36.432	5	1:55.157			39,803	MX4	---	
2	2	DAVID PELAEZ MULERO	11:42.947	5	1:56.376	1.219	1.219	39,434	MX4	HONDA	CD. Motoclub Morón
3	241	BORJA RAMON MUGICA MUGICA	12:12.492	5	2:08.248	13.091	11.872	37,843	MX4	HONDA	CD JJ12 Formac. y Deporte
4	8	JOSE FRANCISCO GUTIERREZ AVIL	12:29.315	5	2:08.521	13.364	0.273	36,994	MX4	HONDA	Mc. El Titi
5	3	JOSE JAVIER PAISAN BEREZO	10:51.005	4	2:20.839	25.682	12.318	34,064	MX4	HONDA	
6	913	RAUL RODRIGUEZ CORDERO	11:26.983	4	2:30.372	35.215	9.533	32,280	MX4	YAMAHA	
7	53	MARTI ROIG VARGAS	11:26.680	4	2:34.572	39.415	4.200	32,295	MX4	KTM	
8	74	RICARDO RAMIREZ NEGRETE	5:38.508	2	2:42.582	47.425	8.010	32,756	MX4	KAWASAKI	CD. Motoclub Morón
9	182	RAFAEL BAGUR MARQUES	12:04.957	4	2:45.738	50.581	3.156	30,589	MX4	HONDA	
10	261	JUAN ALVAREZ NAVARRO	10:00.388	3	2:55.598	1:00.441	9.860	27,702	MX4	SIN MARCA	
11	1	ANTONIO VILLEGAS IGLESIAS						-	MX4	YAMAHA	Mc. Esc. Eduardo Castro
12	35	EDGAR SOLE HUGUET						-	MX4	YAMAHA	

Jefe de cronometraje

Orbits

Director de Carrera





XX Cto de España MX Villa Ducal de Osuna

1.- Máster-MX3/MX4

Circuito El Calvario - OSUNA 1,540 km

WARM-UP

03/05/2026 10:15

Práctica (10:00 Tiempo) iniciado a 10:15:22

Vuelta	Tiempo de vuelta	Dif. resp. 1°	Hora del día
(735) PEDRO JESUS HERRERA LUQUE			
1	2:06.885	+16.685	10:18:03.692
2	2:06.612	+16.412	10:20:10.304
3	1:50.200		10:22:00.504
4	3:15.027	+1:24.827	10:25:15.531
(80) JOAN PAU SEGURA VERDAGUER			
1	2:05.082	+11.029	10:17:30.852
2	2:03.628	+9.575	10:19:34.480
3	2:01.458	+7.405	10:21:35.938
4	2:00.957	+6.904	10:23:36.895
5	1:54.053		10:25:30.948
(57) PABLO DE LA ROSA QUINTERO			
1	2:22.477	+27.320	10:18:29.005
2	2:08.935	+13.778	10:20:37.940
3	2:02.468	+7.311	10:22:40.408
4	1:55.157		10:24:35.565
5	2:23.411	+28.254	10:26:58.976
(85) JONATHAN MARQUEZ RODRIGUEZ			
1	2:25.340	+29.419	10:18:34.068
2	2:18.810	+22.889	10:20:52.878
3	1:57.161	+1.240	10:22:50.039
4	1:55.921		10:24:45.960
5	2:25.969	+30.048	10:27:11.929
(2) DAVID PELAEZ MULERO			
1	2:19.459	+23.083	10:18:02.380
2	2:17.521	+21.145	10:20:19.901
3	1:56.376		10:22:16.277
4	2:17.915	+21.539	10:24:34.192
5	2:31.299	+34.923	10:27:05.491
(72) PAU DOÑATE LOZANO			
1	2:14.029	+16.285	10:18:21.487
2	2:05.964	+8.220	10:20:27.451
3	1:57.744		10:22:25.195
4	2:02.096	+4.352	10:24:27.291
5	2:08.685	+10.941	10:26:35.976
(241) BORJA RAMON MUGICA MUGICA			
1	2:25.504	+17.256	10:18:37.050
2	2:21.693	+13.445	10:20:58.743
3	2:08.248		10:23:06.991
4	2:11.055	+2.807	10:25:18.046
5	2:16.990	+8.742	10:27:35.036
(8) JOSE FRANCISCO GUTIERREZ AVILA			
1	2:34.589	+26.068	10:18:20.402
2	2:16.906	+8.385	10:20:37.308
3	2:08.521		10:22:45.829
4	2:12.947	+4.426	10:24:58.776
5	2:53.083	+44.562	10:27:51.859
(171) JUAN JOSE DELGADO VIZCAINO			
1	2:17.981	+3.658	10:18:39.604
2	2:14.323		10:20:53.927
(162) JORGE BERENGUER BARBERA			
1	2:36.532	+20.085	10:18:53.670
2	2:16.447		10:21:10.117
3	2:35.709	+19.262	10:23:45.826
4	3:10.880	+54.433	10:26:56.706

Vuelta	Tiempo de vuelta	Dif. resp. 1°	Hora del día
(14) ALBERTO BRENES RODRIGUEZ			
1	2:47.567	+30.847	10:18:24.008
2	2:20.366	+3.646	10:20:44.374
3	2:16.720		10:23:01.094
4	2:18.423	+1.703	10:25:19.517
5	2:50.323	+33.603	10:28:09.840
(388) JOSE CAMPANO CARROSA			
1	2:40.802	+22.708	10:18:55.078
2	2:24.650	+6.556	10:21:19.728
3	2:20.885	+2.791	10:23:40.613
4	2:18.094		10:25:58.707
(3) JOSE JAVIER PAISAN BEREZO			
1	2:50.367	+29.528	10:19:05.826
2	2:22.107	+1.268	10:21:27.933
3	2:24.777	+3.938	10:23:52.710
4	2:20.839		10:26:13.549
(881) MARIO ALEGRIA VILLANUEVA			
1	2:42.210	+20.556	10:19:12.409
2	2:35.780	+14.126	10:21:48.189
3	2:21.654		10:24:09.843
4	2:49.379	+27.725	10:26:59.222
(314) JAVIER ANDRADE LAGO			
1	2:33.724	+5.219	10:18:38.286
2	2:30.937	+2.432	10:21:09.223
3	2:32.495	+3.990	10:23:41.718
4	2:28.505		10:26:10.223
(913) RAUL RODRIGUEZ CORDERO			
1	2:40.463	+10.091	10:19:06.877
2	2:33.160	+2.788	10:21:40.037
3	2:30.372		10:24:10.409
4	2:39.118	+8.746	10:26:49.527
(24) CARLOS PONCE LOBATO			
1	2:32.036	+0.865	10:18:31.304
2	2:31.171		10:21:02.475
3	4:30.870	+1:59.699	10:25:33.345
(53) MARTI ROIG VARGAS			
1	2:43.563	+8.991	10:18:51.560
2	2:41.585	+7.013	10:21:33.145
3	2:34.572		10:24:07.717
4	2:41.507	+6.935	10:26:49.224
(98) RUBEN GORDILLO MENDEZ			
1	2:44.857	+4.278	10:18:26.711
2	2:40.579		10:21:07.290
3	2:42.620	+2.041	10:23:49.910
4	2:42.128	+1.549	10:26:32.038
(74) RICARDO RAMIREZ NEGRETE			
1	2:42.582		10:18:16.279
2	2:44.773	+2.191	10:21:01.052
(182) RAFAEL BAGUR MARQUES			
1	2:58.879	+13.141	10:18:46.383
2	3:03.130	+17.392	10:21:49.513
3	2:45.738		10:24:35.251
4	2:52.250	+6.512	10:27:27.501
(261) JUAN ALVAREZ NAVARRO			
1	3:13.403	+17.805	10:19:15.706

Jefe de cronometraje Director de Carrera Orbits





XX Cto de España MX Villa Ducal de Osuna

Vuelta a vuelta

1.- Máster-MX3/MX4

Circuito El Calvario - OSUNA 1,540 km

WARM-UP

03/05/2026 10:15

Práctica (10:00 Tiempo) iniciado a 10:15:22

Competidores	Vueltas					
	0	1	2	3	4	5
JOAN PAU SEGURA VERDAGUER (80)	1	80	80	80	80	80
RICARDO RAMIREZ NEGRETE (74)	2	74	2	735	735	72
ALBERTO BRENES RODRIGUEZ (14)	3	14	735	2	2	57
RUBEN GORDILLO MENDEZ (98)	4	98	74	72	72	57
DAVID PELAEZ MULERO (2)	5	2	8	8	57	85
JOSE FRANCISCO GUTIERREZ AVILA (8)	6	8	72	57	8	8
RAFAEL BAGUR MARQUES (182)	7	182	14	14	85	735
PEDRO JESUS HERRERA LUQUE (735)	8	735	98	85	14	241
CARLOS PONCE LOBATO (24)	9	24	57	171	241	14
JUAN ALVAREZ NAVARRO (261)	10	261	24	241	388	388
JAVIER ANDRADE LAGO (314)	11	314	85	74	314	314
PABLO DE LA ROSA QUINTERO (57)	12	57	241	24	162	3
PAU DOÑATE LOZANO (72)	13	72	314	98	98	98
MARTI ROIG VARGAS (53)	14	53	171	314	3	53
JONATHAN MARQUEZ RODRIGUEZ (85)	15	85	182	162	53	913
BORJA RAMON MUGICA MUGICA (241)	16	241	53	388	881	162
JOSE CAMPANO CARROSA (388)	17	388	162	3	913	881
JOSE JAVIER PAISAN BEREZO (3)	18	3	388	53	182	182
JORGE BERENGUER BARBERA (162)	19	162	3	913	261	
JUAN JOSE DELGADO VIZCAINO (171)	20	171	913	881	24	
RAUL RODRIGUEZ CORDERO (913)	21	913	881	182		
MARIO ALEGRIA VILLANUEVA (881)	22	881	261	261		
-	23					
-	24					
-	25					
-	26					
-	27					

Jefe de cronometraje

Orbits

Director de Carrera





XX Cto de España MX Villa Ducal de Osuna

Clasificado por vueltas

1.- Máster-MX3/MX4

Circuito El Calvario - OSUNA 1,540 km

RACE 2

03/05/2026 13:05

Carrera (20:00 y 2 Vueltas) iniciado a 13:04:22

Pos.	Nº	Nombre	Puntos	Mejor Tm	Dif. resp. 1º	esp. anterior	Vueltas	Total Tº	d media	Reg. Piloto	Marca
1	25	IVAN CERVANTES MONTERO	25	1:40.213			14	23:54.151	54,120	150955-T	TRIUMPH
2	80	JOAN PAU SEGURA VERDAGUER	22	1:40.099	0.969	0.969	14	23:55.120	54,083	69929-IB	YAMAHA
3	85	JONATHAN MARQUEZ RODRIGUE	20	1:43.393	1:06.743	1:05.774	14	25:00.894	51,713	191158-BA	YAMAHA
4	735	PEDRO JESUS HERRERA LUQUE	18	1:45.854	1:12.620	5.877	14	25:06.771	51,511	27727-CA	HONDA
5	72	PAU DOÑATE LOZANO	16	1:46.282	1:29.500	16.880	14	25:23.651	50,941	151098-T	HONDA
6	171	JUAN JOSE DELGADO VIZCAINO	15	1:47.259	1:39.184	9.684	14	25:33.335	50,619	27692-SE	KTM
7	57	PABLO DE LA ROSA QUINTERO	25	1:46.583	1:41.156	1.972	14	25:35.307	50,554	68931-TF	---
8	241	BORJA RAMON MUGICA	22	1:47.880	1:42.688	1.532	14	25:36.839	50,504	231844-ML	HONDA
9	162	JORGE BERENQUER BARBERA	14	1:47.977	1 Vuelta	1 Vuelta	13	24:25.069	49,194	253900-A	HONDA
10	14	ALBERTO BRENES RODRIGUEZ	13	1:49.145	1 Vuelta	6.709	13	24:31.778	48,969	27894-SE	KTM
11	3	JOSE JAVIER PAISAN BEREZO	20	1:50.342	1 Vuelta	16.226	13	24:48.004	48,435	90011-BU	HONDA
12	2	DAVID PELAEZ MULERO	18	1:49.660	1 Vuelta	0.284	13	24:48.288	48,426	27723-SE	HONDA
13	8	JOSE FRANCISCO GUTIERREZ AV.	16	1:52.381	1 Vuelta	1:09.673	13	25:57.961	46,260	27755-CA	HONDA
14	24	CARLOS PONCE LOBATO	12	1:52.797	2 Vueltas	1 Vuelta	12	23:57.039	46,295	27956-SE	YAMAHA
15	411	PEDRO DANIEL MARTINS PERES	11	1:59.209	2 Vueltas	32.134	12	24:29.173	45,283	191184-CC	---
16	314	JAVIER ANDRADE LAGO	10	1:58.733	2 Vueltas	12.072	12	24:41.245	44,914	27972-CA	KAWASAKI
17	881	MARIO ALEGRIA VILLANUEVA	9	1:58.281	2 Vueltas	0.690	12	24:41.935	44,893	90075-VA	---
18	98	RUBEN GORDILLO MENDEZ	8	1:55.426	2 Vueltas	19.398	12	25:01.333	44,313	280477-BI	HONDA
19	53	MARTI ROIG VARGAS	15	2:02.832	2 Vueltas	25.339	12	25:26.672	43,577	150431-GI	KTM
20	74	RICARDO RAMIREZ NEGRETE	14	2:03.503	2 Vueltas	16.755	12	25:43.427	43,104	27789-SE	KAWASAKI
21	388	JOSE CAMPANO CARROSA	7	2:03.542	2 Vueltas	4.996	12	25:48.423	42,965	27689-SE	YAMAHA
22	182	RAFAEL BAGUR MARQUES	13	2:06.893	2 Vueltas	3.598	12	25:52.021	42,865	69817-IB	HONDA
23	261	JUAN ALVAREZ NAVARRO	12	2:07.130	3 Vueltas	1 Vuelta	11	24:08.641	42,097	70100-IB	SIN MARCA
24	913	RAUL RODRIGUEZ CORDERO	11	2:09.270	3 Vueltas	30.596	11	24:39.237	41,227	90012-SG	YAMAHA
25	35	EDGAR SOLE HUGUET	10	2:12.834	3 Vueltas	1:10.493	11	25:49.730	39,351	150274-T	YAMAHA
26	68	STEFANO CAPUTTI	6	1:51.836	6 Vueltas	3 Vueltas	8	27:20.768	27,031	226538-M	---

Márgen de victoria	Velocidad media	Mejor tº de vuelta	Mejor Vel.	Mejor vuelta para
0.969	54,120	1:40.099	55,385	80 - JOAN PAU SEGURA VERDAGUER

Jefe de cronometraje

Orbits

Director de Carrera





XX Cto de España MX Villa Ducal de Osuna

Clasificado por vueltas

1.- Máster-MX3/MX4 Circuito El Calvario - OSUNA 1,540 km
 RACE 2 03/05/2026 13:05
 Carrera (20:00 y 2 Vueltas) iniciado a 13:04:22

Pos.	Nº	Nombre	Puntos	Mejor Tm	Dif. resp. 1º	Dif. anterior	Vueltas	Total Tº	Vel. media	Reg. Piloto	Marca
MX3											
1	25	IVAN CERVANTES MONTERO	25	1:40.213			14	23:54.151	54,120	150955-T	TRIUMPH
2	80	JOAN PAU SEGURA VERDAGUER	22	1:40.099	0.969	0.969	14	23:55.120	54,083	69929-IB	YAMAHA
3	85	JONATHAN MARQUEZ RODRIGUE	20	1:43.393	1:06.743	1:05.774	14	25:00.894	51,713	191158-BA	YAMAHA
4	735	PEDRO JESUS HERRERA LUQUE	18	1:45.854	1:12.620	5.877	14	25:06.771	51,511	27727-CA	HONDA
5	72	PAU DOÑATE LOZANO	16	1:46.282	1:29.500	16.880	14	25:23.651	50,941	151098-T	HONDA
6	171	JUAN JOSE DELGADO VIZCAINO	15	1:47.259	1:39.184	9.684	14	25:33.335	50,619	27692-SE	KTM
7	162	JORGE BERENGUER BARBERA	14	1:47.977	1 Vuelta	1 Vuelta	13	24:25.069	49,194	253900-A	HONDA
8	14	ALBERTO BRENES RODRIGUEZ	13	1:49.145	1 Vuelta	6.709	13	24:31.778	48,969	27894-SE	KTM
9	24	CARLOS PONCE LOBATO	12	1:52.797	2 Vueltas	1 Vuelta	12	23:57.039	46,295	27956-SE	YAMAHA
10	411	PEDRO DANIEL MARTINS PERES	11	1:59.209	2 Vueltas	32.134	12	24:29.173	45,283	191184-CC	---
11	314	JAVIER ANDRADE LAGO	10	1:58.733	2 Vueltas	12.072	12	24:41.245	44,914	27972-CA	KAWASAKI
12	881	MARIO ALEGRIA VILLANUEVA	9	1:58.281	2 Vueltas	0.690	12	24:41.935	44,893	90075-VA	---
13	98	RUBEN GORDILLO MENDEZ	8	1:55.426	2 Vueltas	19.398	12	25:01.333	44,313	280477-BI	HONDA
14	388	JOSE CAMPANO CARROSA	7	2:03.542	2 Vueltas	47.090	12	25:48.423	42,965	27689-SE	YAMAHA
15	68	STEFANO CAPUTTI	6	1:51.836	6 Vueltas	4 Vueltas	8	27:20.768	27,031	226538-M	---

MX4											
1	57	PABLO DE LA ROSA QUINTERO	25	1:46.583			14	25:35.307	50,554	68931-TF	---
2	241	BORJA RAMON MUGICA MUGICA	22	1:47.880	1.532	1.532	14	25:36.839	50,504	231844-ML	HONDA
3	3	JOSE JAVIER PAISAN BEREZO	20	1:50.342	1 Vuelta	1 Vuelta	13	24:48.004	48,435	90011-BU	HONDA
4	2	DAVID PELAEZ MULERO	18	1:49.660	1 Vuelta	0.284	13	24:48.288	48,426	27723-SE	HONDA
5	8	JOSE FRANCISCO GUTIERREZ AV.	16	1:52.381	1 Vuelta	1:09.673	13	25:57.961	46,260	27755-CA	HONDA
6	53	MARTI ROIG VARGAS	15	2:02.832	2 Vueltas	1 Vuelta	12	25:26.672	43,577	150431-GI	KTM
7	74	RICARDO RAMIREZ NEGRETE	14	2:03.503	2 Vueltas	16.755	12	25:43.427	43,104	27789-SE	KAWASAKI
8	182	RAFAEL BAGUR MARQUES	13	2:06.893	2 Vueltas	8.594	12	25:52.021	42,865	69817-IB	HONDA
9	261	JUAN ALVAREZ NAVARRO	12	2:07.130	3 Vueltas	1 Vuelta	11	24:08.641	42,097	70100-IB	SIN MARCA
10	913	RAUL RODRIGUEZ CORDERO	11	2:09.270	3 Vueltas	30.596	11	24:39.237	41,227	90012-SG	YAMAHA
11	35	EDGAR SOLE HUGUET	10	2:12.834	3 Vueltas	1:10.493	11	25:49.730	39,351	150274-T	YAMAHA

Márgen de victoria	Velocidad media	Mejor tº de vuelta	Mejor Vel.	Mejor vuelta para
0.969	54,120	1:40.099	55,385	80 - JOAN PAU SEGURA VERDAGUER

Jefe de cronometraje: Orbits
 Director de Carrera:





XX Cto de España MX Villa Ducal de Osuna

1.- Máster-MX3/MX4

Circuito El Calvario - OSUNA 1,540 km

RACE 2

03/05/2026 13:05

Carrera (20:00 y 2 Vueltas) iniciado a 13:04:22

Vuelta	Tiempo de vuelta	Dif. resp. 1°	Hora del día
(25) IVAN CERVANTES MONTERO			
1			13:06:11.489
2	1:41.722	+1.509	13:07:53.211
3	1:40.213		13:09:33.424
4	1:40.308	+0.095	13:11:13.732
5	1:42.220	+2.007	13:12:55.952
6	1:41.608	+1.395	13:14:37.560
7	1:42.177	+1.964	13:16:19.737
8	1:41.045	+0.832	13:18:00.782
9	1:41.998	+1.785	13:19:42.780
10	1:43.040	+2.827	13:21:25.820
11	1:42.676	+2.463	13:23:08.496
12	1:43.180	+2.967	13:24:51.676
13	1:41.646	+1.433	13:26:33.322
14	1:43.088	+2.875	13:28:16.410
(80) JOAN PAU SEGURA VERDAGUER			
1			13:06:10.642
2	1:43.795	+3.696	13:07:54.437
3	1:40.602	+0.503	13:09:35.039
4	1:41.213	+1.114	13:11:16.252
5	1:44.022	+3.923	13:13:00.274
6	1:41.651	+1.552	13:14:41.925
7	1:41.392	+1.293	13:16:23.317
8	1:42.328	+2.229	13:18:05.645
9	1:41.786	+1.687	13:19:47.431
10	1:42.845	+2.746	13:21:30.276
11	1:42.262	+2.163	13:23:12.538
12	1:40.099		13:24:52.637
13	1:41.470	+1.371	13:26:34.107
14	1:43.272	+3.173	13:28:17.379
(85) JONATHAN MARQUEZ RODRIGUEZ			
1			13:06:14.907
2	1:45.588	+2.195	13:08:00.495
3	1:44.436	+1.043	13:09:44.931
4	1:43.393		13:11:28.324
5	1:46.704	+3.311	13:13:15.028
6	1:47.808	+4.415	13:15:02.836
7	1:46.439	+3.046	13:16:49.275
8	1:47.069	+3.676	13:18:36.344
9	1:46.521	+3.128	13:20:22.865
10	1:47.418	+4.025	13:22:10.283
11	1:49.928	+6.535	13:24:00.211
12	1:46.200	+2.807	13:25:46.411
13	1:45.781	+2.388	13:27:32.192
14	1:50.961	+7.568	13:29:23.153
(735) PEDRO JESUS HERRERA LUQUE			
1			13:06:13.735
2	1:47.524	+1.670	13:08:01.259
3	1:47.725	+1.871	13:09:48.984
4	1:45.854		13:11:34.838
5	1:47.186	+1.332	13:13:22.024
6	1:46.952	+1.098	13:15:08.976
7	1:46.939	+1.085	13:16:55.915
8	1:46.930	+1.076	13:18:42.845
9	1:47.829	+1.975	13:20:30.674
10	1:47.445	+1.591	13:22:18.119
11	1:47.158	+1.304	13:24:05.277
12	1:47.458	+1.604	13:25:52.735
13	1:47.438	+1.584	13:27:40.173
14	1:48.857	+3.003	13:29:29.030
(72) PAU DOÑATE LOZANO			

Vuelta	Tiempo de vuelta	Dif. resp. 1°	Hora del día
1			13:06:13.346
2	1:48.478	+2.196	13:08:01.824
3	1:51.710	+5.428	13:09:53.534
4	1:46.282		13:11:39.816
5	1:48.328	+2.046	13:13:28.144
6	1:47.960	+1.678	13:15:16.104
7	1:47.543	+1.261	13:17:03.647
8	1:46.529	+0.247	13:18:50.176
9	1:47.625	+1.343	13:20:37.801
10	1:47.825	+1.543	13:22:25.626
11	1:46.676	+0.394	13:24:12.302
12	1:50.725	+4.443	13:26:03.027
13	1:49.608	+3.326	13:27:52.635
14	1:53.275	+6.993	13:29:45.910
(171) JUAN JOSE DELGADO VIZCAINO			
1			13:06:12.612
2	1:47.259		13:07:59.871
3	1:49.720	+2.461	13:09:49.591
4	1:49.046	+1.787	13:11:38.637
5	1:48.301	+1.042	13:13:26.938
6	1:49.811	+2.552	13:15:16.749
7	1:51.974	+4.715	13:17:08.723
8	1:49.082	+1.823	13:18:57.805
9	1:49.628	+2.369	13:20:47.433
10	1:50.258	+2.999	13:22:37.691
11	1:49.297	+2.038	13:24:26.988
12	1:49.623	+2.364	13:26:16.611
13	1:49.305	+2.046	13:28:05.916
14	1:49.678	+2.419	13:29:55.594
(57) PABLO DE LA ROSA QUINTERO			
1			13:06:18.084
2	1:48.449	+1.866	13:08:06.533
3	1:48.610	+2.027	13:09:55.143
4	1:46.848	+0.265	13:11:41.991
5	1:48.137	+1.554	13:13:30.128
6	1:47.837	+1.254	13:15:17.965
7	1:48.529	+1.946	13:17:06.494
8	1:46.583		13:18:53.077
9	1:49.093	+2.510	13:20:42.170
10	1:48.860	+2.277	13:22:31.030
11	2:02.107	+15.524	13:24:33.137
12	1:47.616	+1.033	13:26:20.753
13	1:48.054	+1.471	13:28:08.807
14	1:48.759	+2.176	13:29:57.566
(241) BORJA RAMON MUGICA MUGICA			
1			13:06:17.699
2	1:50.087	+2.207	13:08:07.786
3	1:48.529	+0.649	13:09:56.315
4	1:48.692	+0.812	13:11:45.007
5	1:48.118	+0.238	13:13:33.125
6	1:50.349	+2.469	13:15:23.474
7	1:51.733	+3.853	13:17:15.207
8	1:49.575	+1.695	13:19:04.782
9	1:49.119	+1.239	13:20:53.901
10	1:49.419	+1.539	13:22:43.320
11	1:50.962	+3.082	13:24:34.282
12	1:47.880		13:26:22.162
13	1:48.821	+0.941	13:28:10.983
14	1:48.115	+0.235	13:29:59.098
(162) JORGE BERENGUER BARBERA			
1			13:06:26.627
2	1:51.908	+3.931	13:08:18.535

Vuelta	Tiempo de vuelta	Dif. resp. 1°	Hora del día
3	1:52.014	+4.037	13:10:10.100
4	1:53.112	+5.135	13:12:03.215
5	1:51.617	+3.640	13:13:55.855
6	1:57.629	+9.652	13:15:52.484
7	1:50.482	+2.505	13:17:43.989
8	1:50.897	+2.920	13:19:34.886
9	1:52.696	+4.719	13:21:26.585
10	1:50.835	+2.858	13:23:17.443
11	1:49.622	+1.645	13:25:07.068
12	1:47.977		13:26:55.045
13	1:51.912	+3.935	13:28:47.980
(14) ALBERTO BRENES RODRIGUEZ			
1			13:06:21.612
2	1:51.682	+2.537	13:08:13.294
3	1:53.495	+4.350	13:10:06.789
4	1:54.261	+5.116	13:12:00.050
5	1:50.876	+1.731	13:13:51.926
6	1:52.798	+3.653	13:15:44.724
7	1:53.532	+4.387	13:17:37.266
8	1:54.133	+4.988	13:19:31.409
9	1:55.703	+6.558	13:21:27.112
10	1:51.516	+2.371	13:23:18.628
11	1:49.367	+0.222	13:25:08.995
12	1:49.145		13:26:57.140
13	1:56.204	+7.059	13:28:53.399
(3) JOSE JAVIER PAISAN BEREZO			
1			13:06:24.612
2	1:54.651	+4.309	13:08:19.221
3	2:06.538	+16.196	13:10:25.759
4	1:53.877	+3.535	13:12:19.596
5	1:51.614	+1.272	13:14:11.210
6	1:52.290	+1.948	13:16:03.500
7	1:52.672	+2.330	13:17:56.172
8	1:54.299	+3.957	13:19:50.171
9	1:53.497	+3.155	13:21:43.668
10	1:52.485	+2.143	13:23:36.111
11	1:50.342		13:25:26.453
12	1:52.136	+1.794	13:27:18.647
13	1:51.490	+1.148	13:29:10.137
(2) DAVID PELAEZ MULERO			
1			13:06:25.612
2	1:51.399	+1.739	13:08:17.011
3	1:54.389	+4.729	13:10:11.740
4	1:53.957	+4.297	13:12:05.037
5	1:54.726	+5.066	13:14:00.763
6	1:53.086	+3.426	13:15:53.849
7	1:52.428	+2.768	13:17:46.317
8	1:55.138	+5.478	13:19:40.795
9	1:55.718	+6.058	13:21:36.513
10	1:54.428	+4.768	13:23:31.281
11	1:54.500	+4.840	13:25:25.781
12	1:55.253	+5.593	13:27:20.374
13	1:49.660		13:29:10.034
(8) JOSE FRANCISCO GUTIERREZ AVILA			
1			13:06:23.612
2	1:52.490	+0.109	13:08:16.121
3	1:54.560	+2.179	13:10:10.690
4	1:52.446	+0.065	13:12:02.135
5	1:52.381		13:13:55.516
6	1:54.166	+1.785	13:15:49.701
7	1:53.413	+1.032	13:17:42.114
8	2:18.250	+25.869	13:20:00.373

Jefe de cronometraje
Director de Carrera

Orbits





XX Cto de España MX Villa Ducal de Osuna

1.- Máster-MX3/MX4

Circuito El Calvario - OSUNA 1,540 km

RACE 2

03/05/2026 13:05

Carrera (20:00 y 2 Vueltas) iniciado a 13:04:22

Vuelta	Tiempo de vuelta	Dif. resp. 1°	Hora del día
9	2:02.134	+9.753	13:22:03.071
10	2:02.972	+10.591	13:24:06.043
11	2:05.732	+13.351	13:26:11.775
12	2:00.212	+7.831	13:28:11.987
13	2:08.233	+15.852	13:30:20.220

(24) CARLOS PONCE LOBATO

1			13:06:30.972
2	1:58.591	+5.794	13:08:29.563
3	1:55.374	+2.577	13:10:24.937
4	1:58.113	+5.316	13:12:23.050
5	1:52.797		13:14:15.847
6	2:07.320	+14.523	13:16:23.167
7	1:59.803	+7.006	13:18:22.970
8	1:58.559	+5.762	13:20:21.529
9	2:04.946	+12.149	13:22:26.475
10	1:54.861	+2.064	13:24:21.336
11	1:58.542	+5.745	13:26:19.878
12	1:59.420	+6.623	13:28:19.298

(411) PEDRO DANIEL MARTINS PERES

1			13:06:27.107
2	2:13.975	+14.766	13:08:41.082
3	2:00.079	+0.870	13:10:41.161
4	1:59.209		13:12:40.370
5	1:59.969	+0.760	13:14:40.339
6	2:01.381	+2.172	13:16:41.720
7	2:02.025	+2.816	13:18:43.745
8	2:01.708	+2.499	13:20:45.453
9	1:59.497	+0.288	13:22:44.950
10	2:03.418	+4.209	13:24:48.368
11	2:02.565	+3.356	13:26:50.933
12	2:00.499	+1.290	13:28:51.432

(314) JAVIER ANDRADE LAGO

1			13:06:35.207
2	1:59.367	+0.634	13:08:34.574
3	2:02.218	+3.485	13:10:36.792
4	1:58.733		13:12:35.525
5	2:00.273	+1.540	13:14:35.798
6	2:02.951	+4.218	13:16:38.749
7	2:00.449	+1.716	13:18:39.198
8	2:02.090	+3.357	13:20:41.288
9	2:16.965	+18.232	13:22:58.253
10	2:01.694	+2.961	13:24:59.947
11	2:04.605	+5.872	13:27:04.552
12	1:58.952	+0.219	13:29:03.504

(881) MARIO ALEGRIA VILLANUEVA

1			13:06:29.232
2	2:01.648	+3.367	13:08:30.880
3	1:59.701	+1.420	13:10:30.581
4	2:01.359	+3.078	13:12:31.940
5	2:07.407	+9.126	13:14:39.347
6	2:06.620	+8.339	13:16:45.967
7	2:05.919	+7.638	13:18:51.886
8	2:06.228	+7.947	13:20:58.114
9	2:01.617	+3.336	13:22:59.731
10	2:03.592	+5.311	13:25:03.323
11	2:02.590	+4.309	13:27:05.913
12	1:58.281		13:29:04.194

(98) RUBEN GORDILLO MENDEZ

1			13:06:28.533
2	1:55.426		13:08:23.959
3	1:58.202	+2.776	13:10:22.161

Vuelta	Tiempo de vuelta	Dif. resp. 1°	Hora del día
4	2:04.344	+8.918	13:12:26.505
5	1:57.640	+2.214	13:14:24.145
6	1:57.652	+2.226	13:16:21.797
7	1:57.650	+2.224	13:18:19.447
8	1:59.362	+3.936	13:20:18.809
9	2:31.260	+35.834	13:22:50.069
10	2:06.431	+11.005	13:24:56.500
11	2:00.599	+5.173	13:26:57.099
12	2:26.493	+31.067	13:29:23.592

(53) MARTI ROIG VARGAS

1			13:06:34.917
2	2:05.860	+3.028	13:08:40.777
3	2:02.832		13:10:43.609
4	2:05.655	+2.823	13:12:49.264
5	2:06.492	+3.660	13:14:55.756
6	2:06.744	+3.912	13:17:02.500
7	2:09.051	+6.219	13:19:11.551
8	2:07.124	+4.292	13:21:18.675
9	2:08.512	+5.680	13:23:27.187
10	2:08.150	+5.318	13:25:35.337
11	2:06.279	+3.447	13:27:41.616
12	2:07.315	+4.483	13:29:48.931

(74) RICARDO RAMIREZ NEGRETE

1			13:06:40.160
2	2:07.626	+4.123	13:08:47.776
3	2:05.720	+2.217	13:10:53.496
4	2:11.175	+7.672	13:13:04.671
5	2:10.146	+6.643	13:15:14.817
6	2:08.911	+5.408	13:17:23.728
7	2:10.131	+6.628	13:19:33.859
8	2:09.602	+6.099	13:21:43.461
9	2:04.775	+1.272	13:23:48.236
10	2:06.690	+3.187	13:25:54.926
11	2:03.503		13:27:58.429
12	2:07.257	+3.754	13:30:05.686

(388) JOSE CAMPANO CARROSA

1			13:06:37.485
2	2:04.932	+1.390	13:08:42.417
3	2:04.972	+1.430	13:10:47.389
4	2:03.542		13:12:50.931
5	2:08.980	+5.438	13:14:59.911
6	2:10.024	+6.482	13:17:09.935
7	2:08.576	+5.034	13:19:18.511
8	2:14.100	+10.558	13:21:32.611
9	2:07.857	+4.315	13:23:40.468
10	2:11.554	+8.012	13:25:52.022
11	2:08.583	+5.041	13:28:00.605
12	2:10.077	+6.535	13:30:10.682

(182) RAFAEL BAGUR MARQUES

1			13:06:41.244
2	2:08.525	+1.632	13:08:49.769
3	2:08.048	+1.155	13:10:57.817
4	2:09.972	+3.079	13:13:07.789
5	2:08.217	+1.324	13:15:16.006
6	2:09.473	+2.580	13:17:25.479
7	2:07.626	+0.733	13:19:33.105
8	2:08.151	+1.258	13:21:41.256
9	2:08.163	+1.270	13:23:49.419
10	2:09.411	+2.518	13:25:58.830
11	2:06.893		13:28:05.723
12	2:08.557	+1.664	13:30:14.280

Vuelta	Tiempo de vuelta	Dif. resp. 1°	Hora del día
(261) JUAN ALVAREZ NAVARRO			
1			13:06:42.145
2	2:08.167	+1.037	13:08:50.312
3	2:08.071	+0.941	13:10:58.383
4	2:07.130		13:13:05.454
5	2:07.446	+0.316	13:15:13.525
6	2:08.970	+1.840	13:17:22.606
7	2:11.520	+4.390	13:19:33.677
8	2:12.312	+5.182	13:21:45.748
9	2:14.235	+7.105	13:24:00.819
10	2:16.744	+9.614	13:26:16.890
11	2:14.087	+6.957	13:28:30.961

(913) RAUL RODRIGUEZ CORDERO

1			13:06:36.476
2	2:09.677	+0.407	13:08:46.147
3	2:19.051	+9.781	13:11:05.218
4	2:09.270		13:13:14.389
5	2:15.158	+5.888	13:15:29.460
6	2:14.175	+4.905	13:17:43.531
7	2:15.541	+6.271	13:19:59.072
8	2:17.098	+7.828	13:22:16.143
9	2:19.746	+10.476	13:24:35.214
10	2:12.806	+3.536	13:26:48.020
11	2:12.775	+3.505	13:29:00.795

(35) EDGAR SOLE HUGUET

1			13:06:46.245
2	2:12.834		13:08:59.079
3	2:13.614	+0.780	13:11:12.693
4	2:18.040	+5.206	13:13:30.739
5	2:18.591	+5.757	13:15:49.330
6	2:25.474	+12.640	13:18:14.804
7	2:26.919	+14.085	13:20:41.723
8	2:23.437	+10.603	13:23:05.160
9	2:20.561	+7.727	13:25:25.717
10	2:21.706	+8.872	13:27:47.423
11	2:24.809	+11.975	13:30:12.298

(68) STEFANO CAPUTTI

1			13:06:21.476
2	1:56.209	+4.373	13:08:17.685
3	1:56.276	+4.440	13:10:13.961
4	1:52.588	+0.752	13:12:06.549
5	1:51.836		13:13:58.385
6	1:51.853	+0.017	13:15:50.242
7	1:53.212	+1.376	13:17:43.459
8	1:59.432	+12:07.596	13:31:43.055

Jefe de cronometraje

Director de Carrera

Orbits





XX Cto de España MX Villa Ducal de Osuna

Vuelta a vuelta

1.- Máster-MX3/MX4

Circuito El Calvario - OSUNA 1,540 km

RACE 2

03/05/2026 13:05

Carrera (20:00 y 2 Vueltas) iniciado a 13:04:22

Competidores	Vueltas													
	1	2	3	4	5	6	7	8	9	10	11	12	13	14
JOAN PAU SEGURA VERDAGUER (80)	1	80	25	25	25	25	25	25	25	25	25	25	25	25
IVAN CERVANTES MONTERO (25)	2	25	80	80	80	80	80	80	80	80	80	80	80	80
JUAN JOSE DELGADO VIZCAINO (171)	3	171	171	85	85	85	85	85	85	85	85	85	85	85
PAU DOÑATE LOZANO (72)	4	72	85	735	735	735	735	735	735	735	735	735	735	735
PEDRO JESUS HERRERA LUQUE (735)	5	735	735	171	171	171	72	72	72	72	72	72	72	72
JONATHAN MARQUEZ RODRIGUEZ (85)	6	85	72	72	72	72	171	57	57	57	57	171	171	171
BORJA RAMON MUGICA MUGICA (241)	7	241	57	57	57	57	57	171	171	171	171	57	57	57
PABLO DE LA ROSA QUINTERO (57)	8	57	241	241	241	241	241	241	241	241	241	241	241	241
ALBERTO BRENES RODRIGUEZ (14)	9	14	14	14	14	14	14	14	14	162	162	162	162	162
STEFANO CAPUTTI (68)	10	68	8	8	8	8	8	8	162	14	14	14	14	14
JOSE FRANCISCO GUTIERREZ AVILA (8)	11	8	2	162	162	162	68	162	2	2	2	2	3	3
JOSE JAVIER PAISAN BEREZO (3)	12	3	68	2	2	68	162	68	3	3	3	3	2	2
DAVID PELAEZ MULERO (2)	13	2	162	68	68	2	2	2	8	8	8	8	8	8
JORGE BERENGUER BARBERA (162)	14	162	3	98	3	3	3	3	98	24	24	24	24	24
PEDRO DANIEL MARTINS PERES (411)	15	411	98	24	24	24	98	98	24	411	411	411	411	411
RUBEN GORDILLO MENDEZ (98)	16	98	24	3	98	98	24	24	314	98	98	98	314	314
MARIO ALEGRIA VILLANUEVA (881)	17	881	881	881	881	314	314	314	411	314	314	314	881	881
CARLOS PONCE LOBATO (24)	18	24	314	314	314	881	411	411	881	881	881	881	881	98
MARTI ROIG VARGAS (53)	19	53	53	411	411	411	881	881	53	53	53	53	53	53
JAVIER ANDRADE LAGO (314)	20	314	411	53	53	53	53	53	388	388	388	74	74	74
RAUL RODRIGUEZ CORDERO (913)	21	913	388	388	388	388	388	182	74	74	388	388	388	388
JOSE CAMPANO CARROSA (388)	22	388	913	74	74	261	261	182	74	182	182	182	182	182
RICARDO RAMIREZ NEGRETE (74)	23	74	74	182	261	74	74	261	261	261	261	261	261	261
RAFAEL BAGUR MARQUES (182)	24	182	182	261	182	182	182	74	913	913	913	913	913	913
JUAN ALVAREZ NAVARRO (261)	25	261	261	913	913	913	913	913	35	35	35	35	35	35
EDGAR SOLE HUGUET (35)	26	35	35	35	35	35	35	35	68	68	68	68	68	68

Jefe de cronometraje

Orbits

Director de Carrera






XX Cto de España MX Villa Ducal de Osuna

1.- Máster-MX3/MX4

Circuito El Calvario - OSUNA 1,540 km

GENERAL



Pos.	Nº	Nombre	Total	OSU1	OSU2	Licencia	Marca	Club
MX3								
1	25	IVAN CERVANTES MONTERO	50	25	25	150955-T	TRIUMPH	Mc. Segre
2	80	JOAN PAU SEGURA VERDAGUER	44	22	22	69929-IB	YAMAHA	Mc. Fora Vila Muro
3	85	JONATHAN MARQUEZ RODRIGUEZ	38	18	20	191158-BA	YAMAHA	
4	72	PAU DOÑATE LOZANO	36	20	16	151098-T	HONDA	
5	735	PEDRO JESUS HERRERA LUQUE	34	16	18	27727-CA	HONDA	Mc. El Titi
6	171	JUAN JOSE DELGADO VIZCAINO	30	15	15	27692-SE	KTM	CD. TRT Race Service
7	162	JORGE BERENGUER BARBERA	28	14	14	253900-A	HONDA	
8	14	ALBERTO BRENES RODRIGUEZ	25	12	13	27894-SE	KTM	CD. Motoclub Morón
9	24	CARLOS PONCE LOBATO	23	11	12	27956-SE	YAMAHA	CD. Motoclub Morón
10	411	PEDRO DANIEL MARTINS PERES	19	8	11	191184-CC	---	Mc. Las Arenas
11	314	JAVIER ANDRADE LAGO	19	9	10	27972-CA	KAWASAKI	
12	68	STEFANO CAPUTTI	19	13	6	226538-M	---	Mc. El Búnker
13	98	RUBEN GORDILLO MENDEZ	18	10	8	280477-BI	HONDA	
14	881	MARIO ALEGRIA VILLANUEVA	15	6	9	90075-VA	---	
15	388	JOSE CAMPANO CARROSA	14	7	7	27689-SE	YAMAHA	Mc. Urso
MX4								
1	57	PABLO DE LA ROSA QUINTERO	50	25	25	68931-TF	---	
2	241	BORJA RAMON MUGICA MUGICA	42	20	22	231844-MU	HONDA	CD JJ12 Formac. y Deporte
3	2	DAVID PELAEZ MULERO	40	22	18	27723-SE	HONDA	CD. Motoclub Morón
4	3	JOSE JAVIER PAISAN BEREZO	38	18	20	90011-BU	HONDA	
5	8	JOSE FRANCISCO GUTIERREZ AVILA	32	16	16	27755-CA	HONDA	Mc. El Titi
6	53	MARTI ROIG VARGAS	30	15	15	150431-GI	KTM	
7	74	RICARDO RAMIREZ NEGRETE	28	14	14	27789-SE	KAWASAKI	CD. Motoclub Morón
8	182	RAFAEL BAGUR MARQUES	25	12	13	69817-IB	HONDA	
9	913	RAUL RODRIGUEZ CORDERO	24	13	11	90012-SG	YAMAHA	
10	261	JUAN ALVAREZ NAVARRO	23	11	12	70100-IB	SIN MARCA	
11	35	EDGAR SOLE HUGUET	20	10	10	150274-T	YAMAHA	
NT	1	ANTONIO VILLEGAS IGLESIAS	0	0	--	27892-SE	YAMAHA	Mc. Esc. Eduardo Castro

Jefe de cronometraje

Orbits

Director de Carrera





XX Cto de España MX Villa Ducal de Osuna

Clasificado por mejor tiempo de vuelta

2.- MX85

Circuito El Calvario - OSUNA 1,540 km

CRONOMETRADOS

02/05/2026 10:20

Clasificación (40:00 Tiempo) iniciado a 10:22:41

Pos.	Nº	Nombre	Total Tº	Vueltas	Mejor Tm	Dif. resp. 1º	Dif. anterior	Vel. media	Clase	Marca	Club
1	88	MARIO GARCIA TOVAR	41:34.284	15	1:40.619			33,340	MX85	SIN MARCA	Mx Casar
2	311	IZAN RODRIGUEZ FERNANDEZ	40:09.125	19	1:40.727	0.108	0.108	43,724	MX85	KTM	
3	912	ROC ROVIRA FONT	40:49.920	15	1:41.369	0.750	0.642	33,944	MX85	---	
4	112	JOSE ANTONIO LOPEZ BERNAL	41:00.372	19	1:41.798	1.179	0.429	42,813	MX85	YAMAHA	Equipo-Escuela de Motocic.
5	372	ELEU JOSE CUENCA	41:54.209	19	1:42.669	2.050	0.871	41,896	MX85	---	Rocco´s MC
6	223	KEVIN COLOME VIZCAINO	41:18.473	19	1:42.672	2.053	0.003	42,500	MX85	---	Mc. El Búnker
7	210	TOMAS GALLARDO GARCIA-AYATS	41:46.137	18	1:43.946	3.327	1.274	39,819	MX85	---	
8	293	DANIEL HERRANZ SUAREZ	41:12.617	19	1:44.265	3.646	0.319	42,601	MX85	---	Mc. Abona
9	115	ALBERTO RODRIGUEZ RAMOS	40:15.298	20	1:44.309	3.690	0.044	45,907	MX85	SIN MARCA	100 Emocions Esport Club
10	135	DIDAC SOLER TIMON	40:28.656	19	1:44.638	4.019	0.329	43,372	MX85	SIN MARCA	Mc. Segre
11	61	JOAN GONZALEZ TOMAS	40:28.606	20	1:45.047	4.428	0.409	45,656	MX85	KTM	
12	158	EGOITZ ANDRES HERNANDO	40:16.535	18	1:45.434	4.815	0.387	41,295	MX85	KTM	
13	298	LUCAS CROCI GRASSI	41:24.860	19	1:45.442	4.823	0.008	42,391	MX85	---	
14	296	BIEL VILALTA CLUSELLS	41:48.726	19	1:45.491	4.872	0.049	41,988	MX85	YAMAHA	Mc. Sant Hilari
15	161	ALVARO DOMINGUEZ MINGORANCI	41:16.771	18	1:45.759	5.140	0.268	40,291	MX85	YAMAHA	Mc. Esc. Eduardo Castro
16	284	TONY RODRIGUEZ ALVAREZ	40:00.922	19	1:46.147	5.528	0.388	43,873	MX85	KTM	
17	57	ALVARO URBANO LOPEZ	40:30.687	14	1:46.839	6.220	0.692	31,932	MX85	---	Mc. Valverdeño
18	218	JOAN RAMON TUR	41:27.051	20	1:46.952	6.333	0.113	44,583	MX85	---	Mc. Formentera-Eivissa
19	222	YEREMI CASTELLANO PACHE	41:54.773	15	1:47.771	7.152	0.819	33,069	MX85	KTM	T. Pavo & Rueda R.
20	77	ANDER QUINTANA MORENO	40:47.660	17	1:48.625	8.006	0.854	38,505	MX85	---	
21	235	LEO GABARDA CASTELLANO	40:43.168	17	1:49.087	8.468	0.462	38,576	MX85	SIN MARCA	MC Domeño Off Road
22	69	ENZO GARRIDO BARRIOS	41:29.684	16	1:49.555	8.936	0.468	35,629	MX85	SIN MARCA	
23	18	HUGO MORIS MARTINEZ	41:56.847	18	1:49.598	8.979	0.043	39,650	MX85	---	Solis Xtreme
24	174	PABLO LOPEZ HERNANDEZ	41:39.980	17	1:49.718	9.099	0.120	37,700	MX85	KTM	Esc. Carlos
25	274	RAUL SERRANO RODRIGUEZ	40:11.737	17	1:49.876	9.257	0.158	39,079	MX85	KTM	Mc. Segre
26	291	JAVIER SIMON ARCOS	41:41.119	18	1:51.499	10.880	1.623	39,899	MX85	---	
27	32	JOSE MANUEL PACHECO RETAMER	40:26.108	15	1:52.455	11.836	0.956	34,277	MX85	---	Mc. Valverdeño
28	377	AITOR TRAVER JURADO	40:47.852	17	1:53.559	12.940	1.104	38,502	MX85	---	
29	25	JUAN JOSE DIAZ SOLIS	40:45.384	15	1:57.600	16.981	4.041	34,007	MX85	KTM	
30	10	CLEO MARRON DIAZ	41:40.231	16	1:58.107	17.488	0.507	35,478	MX85	KTM	Mc. MX Candamo
31	272	RUBEN GARCIA VIEDMA	41:03.473	13	1:58.688	18.069	0.581	29,256	MX85	SIN MARCA	
32	131	RUBEN PRESA CAMPON	40:49.481	13	1:59.561	18.942	0.873	29,423	MX85	YAMAHA	Mc. Esc. Eduardo Castro
33	171	AARON DELGADO LOPEZ	39:46.494	14	2:02.446	21.827	2.885	32,523	MX85	KTM	CD. TRT Race Service
34	228	JAIME TORREJON ESPINOSA	39:36.934	13	2:16.001	35.382	13.555	30,321	MX85	YAMAHA	

Jefe de cronometraje

Orbits

Director de Carrera





XX Cto de España MX Villa Ducal de Osuna

2.- MX85

Circuito El Calvario - OSUNA 1,540 km

CRONOMETRADOS

02/05/2026 10:20

Clasificación (40:00 Tiempo) iniciado a 10:22:41

Vuelta	Tiempo de vuelta	Dif. resp. 1°	Hora del día	Vuelta	Tiempo de vuelta	Dif. resp. 1°	Hora del día	Vuelta	Tiempo de vuelta	Dif. resp. 1°	Hora del día
(88) MARIO GARCIA TOVAR				10	2:08.021	+26.223	10:44:00.638	13	2:23.129	+39.183	10:52:49.329
1	1:54.042	+13.423	10:24:50.344	11	1:51.802	+10.004	10:45:52.440	14	1:43.946		10:54:33.615
2	8:59.285	+7:18.666	10:33:49.629	12	1:42.315	+0.517	10:47:34.755	15	4:15.877	+2:31.931	10:58:49.492
3	1:52.347	+11.728	10:35:41.976	13	3:54.990	+2:13.192	10:51:29.745	16	1:45.060	+1.114	11:00:34.552
4	1:42.811	+2.192	10:37:24.787	14	1:53.073	+11.275	10:53:22.818	17	1:58.068	+14.122	11:02:32.620
5	1:50.381	+9.762	10:39:15.168	15	1:44.804	+3.006	10:55:07.622	18	1:55.273	+11.327	11:04:27.893
6	1:45.358	+4.739	10:41:00.526	16	1:41.964	+0.166	10:56:49.586	(293) DANIEL HERRANZ SUAREZ			
7	1:43.854	+3.235	10:42:44.380	17	3:19.584	+1:37.786	11:00:09.170	1	1:59.373	+15.108	10:25:02.421
8	1:44.021	+3.402	10:44:28.401	18	1:51.027	+9.229	11:02:00.197	2	1:53.747	+9.482	10:26:56.168
9	6:44.740	+5:04.121	10:51:13.141	19	1:41.798		11:03:41.995	3	1:52.952	+8.687	10:28:48.855
10	1:48.920	+8.301	10:53:02.061	(372) ELEU JOSE CUENCA				4	1:53.893	+9.628	10:30:42.783
11	1:42.491	+1.872	10:54:44.552	1	1:57.047	+14.378	10:25:26.438	5	3:19.562	+1:35.297	10:34:02.075
12	1:40.619		10:56:25.171	2	1:52.668	+9.999	10:27:19.106	6	1:47.090	+2.825	10:35:49.165
13	1:49.418	+8.799	10:58:14.589	3	1:50.356	+7.687	10:29:09.462	7	1:57.351	+13.086	10:37:46.516
14	1:41.246	+0.627	10:59:55.835	4	1:45.867	+3.198	10:30:55.329	8	1:59.565	+15.300	10:39:46.081
15	4:20.072	+2:39.453	11:04:15.907	5	4:10.917	+2:28.248	10:35:06.246	9	1:46.801	+2.536	10:41:33.337
(311) IZAN RODRIGUEZ FERNANDEZ				6	2:04.139	+21.470	10:37:10.385	10	1:45.285	+1.020	10:43:18.623
1	1:52.545	+11.818	10:24:46.177	7	1:44.121	+1.452	10:38:54.506	11	4:30.554	+2:46.289	10:47:49.177
2	1:46.542	+5.815	10:26:32.719	8	1:42.669		10:40:37.175	12	1:45.820	+1.555	10:49:34.732
3	1:49.329	+8.602	10:28:22.048	9	3:33.257	+1:50.588	10:44:10.432	13	1:58.165	+13.900	10:51:33.632
4	2:02.040	+21.313	10:30:24.088	10	1:58.831	+16.162	10:46:09.263	14	1:45.635	+1.370	10:53:18.007
5	1:50.499	+9.772	10:32:14.587	11	2:35.074	+52.405	10:48:44.337	15	1:54.516	+10.251	10:55:13.258
6	1:45.631	+4.904	10:34:00.218	12	1:55.052	+12.383	10:50:39.389	16	1:46.461	+2.196	10:56:59.454
7	4:22.497	+2:41.770	10:38:22.715	13	1:44.156	+1.487	10:52:23.545	17	1:45.253	+0.988	10:58:44.402
8	1:43.736	+3.009	10:40:06.451	14	1:43.845	+1.176	10:54:07.390	18	3:25.039	+1:40.774	11:02:09.441
9	1:44.915	+4.188	10:41:51.366	15	1:43.012	+0.343	10:55:50.402	19	1:44.265		11:03:54.706
10	2:15.937	+35.210	10:44:07.303	16	2:57.622	+1:14.953	10:58:48.024	(115) ALBERTO RODRIGUEZ RAMOS			
11	1:45.890	+5.163	10:45:53.193	17	1:44.990	+2.321	11:00:33.014	1	1:57.000	+12.691	10:24:58.412
12	1:42.201	+1.474	10:47:35.394	18	1:45.350	+2.681	11:02:18.364	2	1:49.414	+5.105	10:26:47.517
13	1:44.387	+3.660	10:49:19.781	19	2:17.468	+34.799	11:04:35.832	3	2:03.939	+19.630	10:28:51.456
14	4:46.032	+3:05.305	10:54:05.813	(223) KEVIN COLOME VIZCAINO				4	1:51.534	+7.225	10:30:43.681
15	1:42.664	+1.937	10:55:48.477	1	1:59.950	+17.278	10:24:52.120	5	1:47.357	+3.048	10:32:30.029
16	1:40.727		10:57:29.204	2	1:49.739	+7.067	10:26:41.859	6	1:52.114	+7.805	10:34:22.143
17	1:56.753	+16.026	10:59:25.957	3	1:49.623	+6.951	10:28:31.482	7	1:48.233	+3.924	10:36:11.111
18	1:42.494	+1.767	11:01:08.451	4	1:51.378	+8.706	10:30:22.860	8	4:45.859	+3:01.550	10:40:56.970
19	1:42.297	+1.570	11:02:50.748	5	1:46.790	+4.118	10:32:09.650	9	1:45.353	+1.044	10:42:42.324
(912) ROC ROVIRA FONT				6	1:46.482	+3.810	10:33:56.132	10	1:45.007	+0.698	10:44:27.022
1	2:08.791	+27.422	10:25:50.589	7	2:04.787	+22.115	10:36:00.919	11	1:44.637	+0.328	10:46:11.350
2	1:58.252	+16.883	10:27:48.841	8	1:45.817	+3.145	10:37:46.736	12	1:57.871	+13.562	10:48:09.212
3	1:53.322	+11.953	10:29:42.163	9	1:45.117	+2.445	10:39:31.853	13	1:45.033	+0.724	10:49:54.736
4	1:48.176	+6.807	10:31:30.339	10	2:10.621	+27.949	10:41:42.474	14	2:02.534	+18.225	10:51:57.261
5	2:00.049	+18.680	10:33:30.388	11	5:43.643	+4:00.971	10:47:26.117	15	1:45.887	+1.578	10:53:43.839
6	4:22.767	+2:41.398	10:37:53.155	12	1:42.672		10:49:08.789	16	2:03.021	+18.712	10:55:46.561
7	1:46.133	+4.764	10:39:39.288	13	1:55.407	+12.735	10:51:04.196	17	1:44.309		10:57:30.870
8	1:43.687	+2.318	10:41:22.975	14	2:00.270	+17.598	10:53:04.466	18	1:55.792	+11.483	10:59:26.652
9	6:05.729	+4:24.360	10:47:28.704	15	1:43.741	+1.069	10:54:48.207	19	1:45.905	+1.596	11:01:12.248
10	1:41.369		10:49:10.073	16	3:58.692	+2:16.020	10:58:46.899	20	1:44.711	+0.402	11:02:56.959
11	1:41.928	+0.559	10:50:52.001	17	1:43.938	+1.266	11:00:30.837	(135) DIDAC SOLER TIMON			
12	6:50.658	+5:09.289	10:57:42.659	18	1:45.366	+2.694	11:02:16.203	1	1:53.492	+8.854	10:25:09.606
13	1:45.383	+4.014	10:59:28.042	19	1:43.893	+1.221	11:04:00.096	2	1:49.971	+5.333	10:26:59.539
14	2:22.129	+40.760	11:01:50.171	(210) TOMAS GALLARDO GARCIA-AYATS				3	1:49.109	+4.471	10:28:48.970
15	1:41.372	+0.003	11:03:31.543	1	2:07.151	+23.205	10:25:56.676	4	1:49.326	+4.688	10:30:37.298
(112) JOSE ANTONIO LOPEZ BERNAL				2	1:58.079	+14.133	10:27:54.755	5	1:47.273	+2.635	10:32:25.933
1	1:51.084	+9.286	10:24:42.397	3	1:57.514	+13.568	10:29:52.269	6	3:06.545	+1:21.907	10:35:31.480
2	1:48.153	+6.355	10:26:30.550	4	1:45.570	+1.624	10:31:37.839	7	1:44.684	+0.046	10:37:16.526
3	1:48.504	+6.706	10:28:19.054	5	2:00.855	+16.909	10:33:38.694	8	1:46.130	+1.492	10:39:02.018
4	1:46.483	+4.685	10:30:05.537	6	1:45.654	+1.708	10:35:24.348	9	1:44.638		10:40:47.656
5	1:47.146	+5.348	10:31:52.683	7	4:49.997	+3:06.051	10:40:14.345	10	1:45.784	+1.146	10:42:32.802
6	1:46.009	+4.211	10:33:38.692	8	1:45.928	+1.982	10:42:00.273	11	5:04.306	+3:19.668	10:47:37.170
7	4:44.928	+3:03.130	10:38:23.620	9	2:57.034	+1:13.088	10:44:57.307	12	1:46.404	+1.766	10:49:23.936
8	1:44.932	+3.134	10:40:08.552	10	1:44.149	+0.203	10:46:41.456	13	1:58.433	+13.795	10:51:21.731
9	1:44.065	+2.267	10:41:52.617	11	1:59.816	+15.870	10:48:41.272	14	1:51.411	+6.773	10:53:13.504
				12	1:45.135	+1.189	10:50:26.407	15	2:09.468	+24.830	10:55:22.932

Jefe de cronometraje
Director de Carrera

Orbits





XX Cto de España MX Villa Ducal de Osuna

2.- MX85

Circuito El Calvario - OSUNA 1,540 km

CRONOMETRADOS

02/05/2026 10:20

Clasificación (40:00 Tiempo) iniciado a 10:22:41

Vuelta	Tiempo de vuelta	Dif. resp. 1°	Hora del día	Vuelta	Tiempo de vuelta	Dif. resp. 1°	Hora del día	Vuelta	Tiempo de vuelta	Dif. resp. 1°	Hora del día
16	1:45.536	+0.898	10:57:08.406	19	1:46.304	+0.862	11:04:06.483	2	4:42.171	+2:55.332	10:29:58
17	1:58.196	+13.558	10:59:06.602	(296) BIEL VILALTA CLUSELLS				3	3:20.652	+1:33.813	10:33:19
18	1:47.047	+2.409	11:00:53.649	1	2:00.312	+14.821	10:25:24.913	4	5:05.695	+3:18.856	10:38:24
19	2:16.630	+31.992	11:03:10.279	2	1:58.976	+13.485	10:27:23.889	5	1:48.820	+1.981	10:40:13
(61) JOAN GONZALEZ TOMAS				3	1:52.956	+7.465	10:29:16.845	6	3:34.108	+1:47.269	10:43:47
1	2:06.414	+21.367	10:25:41.895	4	1:50.238	+4.747	10:31:07.083	7	1:49.219	+2.380	10:45:36
2	1:57.284	+12.237	10:27:39.179	5	1:51.919	+6.428	10:32:59.002	8	4:01.428	+2:14.589	10:49:38
3	1:53.541	+8.494	10:29:32.720	6	1:50.856	+5.365	10:34:49.858	9	1:48.430	+1.591	10:51:26
4	1:53.116	+8.069	10:31:25.836	7	4:48.960	+3:03.469	10:39:38.818	10	2:59.287	+1:12.448	10:54:26
5	1:51.739	+6.692	10:33:17.575	8	1:55.105	+9.614	10:41:33.923	11	1:46.839		10:56:12
6	1:53.636	+8.589	10:35:11.211	9	1:46.470	+0.979	10:43:20.393	12	1:53.317	+6.478	10:58:06
7	1:48.975	+3.928	10:37:00.186	10	1:54.555	+9.064	10:45:14.948	13	1:49.327	+2.488	10:59:55
8	1:47.294	+2.247	10:38:47.480	11	1:45.648	+0.157	10:47:00.596	14	3:16.752	+1:29.913	11:03:12
9	1:47.760	+2.713	10:40:35.240	12	1:57.139	+11.648	10:48:57.735	(218) JOAN RAMON TUR			
10	4:08.252	+2:23.205	10:44:43.492	13	4:17.457	+2:31.966	10:53:15.192	1	2:10.631	+23.679	10:25:57
11	1:57.118	+12.071	10:46:40.610	14	1:59.022	+13.531	10:55:14.214	2	2:00.317	+13.365	10:27:58
12	1:45.460	+0.413	10:48:26.070	15	1:46.506	+1.015	10:57:00.720	3	1:56.999	+10.047	10:29:55
13	2:15.438	+30.391	10:50:41.508	16	1:49.435	+3.944	10:58:50.155	4	1:54.182	+7.230	10:31:49
14	1:47.093	+2.046	10:52:28.601	17	1:58.203	+12.712	11:00:48.358	5	1:52.607	+5.655	10:33:42
15	1:48.134	+3.087	10:54:16.735	18	1:45.491		11:02:33.849	6	2:59.987	+1:13.035	10:36:41
16	1:45.344	+0.297	10:56:02.079	19	1:56.500	+11.009	11:04:30.349	7	1:50.553	+3.601	10:38:32
17	1:46.000	+0.953	10:57:48.079	(161) ALVARO DOMINGUEZ MINGORANCE				8	1:51.298	+4.346	10:40:23
18	1:49.060	+4.013	10:59:37.139	1	1:57.801	+12.042	10:25:05.013	9	2:11.726	+24.774	10:42:35
19	1:45.047		11:01:22.186	2	1:59.212	+13.453	10:27:04.225	10	1:53.899	+6.947	10:44:29
20	1:48.043	+2.996	11:03:10.229	3	1:51.833	+6.074	10:28:56.058	11	2:00.982	+14.030	10:46:30
(158) EGOITZ ANDRES HERNANDO				4	1:51.752	+5.993	10:30:47.810	12	1:48.882	+1.930	10:48:19
1	2:04.587	+19.153	10:25:20.338	5	4:25.534	+2:39.775	10:35:13.344	13	2:04.035	+17.083	10:50:23
2	2:00.241	+14.807	10:27:20.579	6	1:49.296	+3.537	10:37:02.640	14	1:47.939	+0.987	10:52:11
3	1:53.104	+7.670	10:29:13.683	7	2:02.760	+17.001	10:39:05.400	15	1:47.841	+0.889	10:53:59
4	1:50.034	+4.600	10:31:03.717	8	1:48.046	+2.287	10:40:53.446	16	1:58.910	+11.958	10:55:58
5	1:52.667	+7.233	10:32:56.384	9	3:46.186	+2:00.427	10:44:39.632	17	1:47.703	+0.751	10:57:45
6	3:47.023	+2:01.589	10:36:43.407	10	1:46.477	+0.718	10:46:26.109	18	1:46.952		10:59:32
7	1:51.996	+6.562	10:38:35.403	11	2:06.479	+20.720	10:48:32.588	19	2:48.380	+1:01.428	11:02:21
8	1:49.365	+3.931	10:40:24.768	12	3:43.536	+1:57.777	10:52:16.124	20	1:47.581	+0.629	11:04:08
9	1:46.918	+1.484	10:42:11.686	13	1:51.056	+5.297	10:54:07.180	(222) YEREMI CASTELLANO PACHE			
10	1:48.750	+3.316	10:44:00.436	14	1:57.142	+11.383	10:56:04.322	1	2:12.086	+24.315	10:25:42
11	1:48.184	+2.750	10:45:48.620	15	1:47.449	+1.690	10:57:51.771	2	2:03.111	+15.340	10:27:45
12	1:47.666	+2.232	10:47:36.286	16	2:32.802	+47.043	11:00:24.573	3	3:14.700	+1:26.929	10:31:00
13	1:45.793	+0.359	10:49:22.079	17	1:48.062	+2.303	11:02:12.635	4	1:53.272	+5.501	10:32:53
14	6:17.211	+4:31.777	10:55:39.290	18	1:45.759		11:03:58.394	5	1:50.172	+2.401	10:34:44
15	1:48.928	+3.494	10:57:28.218	(284) TONY RODRIGUEZ ALVAREZ				6	2:04.092	+16.321	10:36:48
16	1:53.819	+8.385	10:59:22.037	1	2:02.780	+16.633	10:25:14.876	7	7:21.926	+5:34.155	10:44:10
17	1:50.687	+5.253	11:01:12.724	2	2:01.175	+15.028	10:27:16.051	8	1:47.771		10:45:57
18	1:45.434		11:02:58.158	3	3:43.719	+1:57.572	10:30:59.770	9	2:03.518	+15.747	10:48:01
(298) LUCAS CROCI GRASSI				4	1:52.831	+6.684	10:32:52.601	10	1:49.243	+1.472	10:49:50
1	2:07.424	+21.982	10:25:40.861	5	1:54.588	+8.441	10:34:47.189	11	5:09.492	+3:21.721	10:55:00
2	2:01.293	+15.851	10:27:42.154	6	1:50.021	+3.874	10:36:37.210	12	1:50.177	+2.406	10:56:50
3	2:46.530	+1:01.088	10:30:28.684	7	2:00.408	+14.261	10:38:37.618	13	1:47.863	+0.092	10:58:38
4	1:49.274	+3.832	10:32:17.958	8	1:50.206	+4.059	10:40:27.824	14	2:01.456	+13.685	11:00:39
5	1:49.886	+4.444	10:34:07.844	9	1:52.102	+5.955	10:42:19.926	15	3:56.721	+2:08.950	11:04:36
6	1:49.647	+4.205	10:35:57.491	10	1:50.850	+4.703	10:44:10.776	(77) ANDER QUINTANA MORENO			
7	1:47.044	+1.602	10:37:44.535	11	1:51.837	+5.690	10:46:02.613	1	2:10.836	+22.211	10:25:47
8	2:03.831	+18.389	10:39:48.366	12	1:50.234	+4.087	10:47:52.847	2	2:04.738	+16.113	10:27:52
9	1:46.181	+0.739	10:41:34.547	13	1:48.594	+2.447	10:49:41.441	3	2:07.392	+18.767	10:29:59
10	1:54.672	+9.230	10:43:29.219	14	3:59.606	+2:13.459	10:53:41.047	4	1:57.968	+9.343	10:31:57
11	5:01.141	+3:15.699	10:48:30.360	15	1:54.477	+8.330	10:55:35.524	5	1:55.161	+6.536	10:33:52
12	1:47.643	+2.201	10:50:18.003	16	1:46.326	+0.179	10:57:21.850	6	1:53.519	+4.894	10:35:46
13	1:50.620	+5.178	10:52:08.623	17	1:46.414	+0.267	10:59:08.264	7	1:51.728	+3.103	10:37:38
14	1:45.866	+0.424	10:53:54.489	18	1:46.147		11:00:54.411	8	4:43.281	+2:54.656	10:42:21
15	2:02.080	+16.638	10:55:56.569	19	1:48.134	+1.987	11:02:42.545	9	1:51.384	+2.759	10:44:12
16	1:48.445	+3.003	10:57:45.014	(57) ALVARO URBANO LOPEZ				10	1:53.392	+4.767	10:46:06
17	1:45.442		10:59:30.456	1	1:58.191	+11.352	10:25:16.265	11	2:47.002	+58.377	10:48:53
18	2:49.723	+1:04.281	11:02:20.179					12	1:50.011	+1.386	10:50:43

Jefe de cronometraje
Director de Carrera

Orbits





XX Cto de España MX Villa Ducal de Osuna

Circuito El Calvario - OSUNA 1,540 km

02/05/2026 10:20

CRONOMETRADOS

Clasificación (40:00 Tiempo) iniciado a 10:22:41

Table with columns: Vuelta, Tiempo de vuelta, Dif. resp. 1°, Hora del día. Contains data for riders (235) LEO GABARDA CASTELLANO, (69) ENZO GARRIDO BARRIOS, (18) HUGO MORIS MARTINEZ, and (174) PABLO LOPEZ HERNANDEZ.

Table with columns: Vuelta, Tiempo de vuelta, Dif. resp. 1°, Hora del día. Contains data for riders (274) RAUL SERRANO RODRIGUEZ, (291) JAVIER SIMON ARCOS, and (32) JOSE MANUEL PACHECO RETAMERO.

Table with columns: Vuelta, Tiempo de vuelta, Dif. resp. 1°, Hora del día. Contains data for riders (377) AITOR TRAVER JURADO, (25) JUAN JOSE DIAZ SOLIS, (10) CLEO MARRON DIAZ, and (272) RUBEN GARCIA VIEDMA.

Jefe de cronometraje Director de Carrera Orbits





XX Cto de España MX Villa Ducal de Osuna

2.- MX85

Circuito El Calvario - OSUNA 1,540 km

CRONOMETRADOS

02/05/2026 10:20

Clasificación (40:00 Tiempo) iniciado a 10:22:41

Vuelta	Tiempo de vuelta	Dif. resp. 1°	Hora del día	Vuelta	Tiempo de vuelta	Dif. resp. 1°	Hora del día	Vuelta	Tiempo de vuelta	Dif. resp. 1°	Hora del día
6	9:16.197	+7:17.509	10:44:11.485								
7	2:02.712	+4.024	10:46:14.197								
8	2:01.017	+2.329	10:48:15.214								
9	1:58.688		10:50:13.902								
10	6:26.935	+4:28.247	10:56:40.837								
11	2:26.595	+27.907	10:59:07.432								
12	2:24.809	+26.121	11:01:32.241								
13	2:12.855	+14.167	11:03:45.096								
(131) RUBEN PRESA CAMPON											
1	2:16.303	+16.742	10:25:39.521								
2	2:10.124	+10.563	10:27:49.645								
3	2:18.759	+19.198	10:30:08.404								
4	2:02.438	+2.877	10:32:10.842								
5	2:00.654	+1.093	10:34:11.496								
6	1:59.866	+0.305	10:36:11.362								
7	6:56.714	+4:57.153	10:43:08.076								
8	1:59.561		10:45:07.637								
9	8:42.287	+6:42.726	10:53:49.924								
10	2:00.586	+1.025	10:55:50.510								
11	2:03.251	+3.690	10:57:53.761								
12	2:00.353	+0.792	10:59:54.114								
13	3:36.990	+1:37.429	11:03:31.104								
(171) AARON DELGADO LOPEZ											
1	2:41.489	+39.043	10:26:27.759								
2	2:22.203	+19.757	10:28:49.962								
3	2:18.213	+15.767	10:31:08.175								
4	2:10.209	+7.763	10:33:18.384								
5	4:04.882	+2:02.436	10:37:23.266								
6	2:06.768	+4.322	10:39:30.034								
7	2:09.325	+6.879	10:41:39.359								
8	2:07.429	+4.983	10:43:46.788								
9	6:03.542	+4:01.096	10:49:50.330								
10	2:16.880	+14.434	10:52:07.210								
11	4:03.763	+2:01.317	10:56:10.973								
12	2:06.313	+3.867	10:58:17.286								
13	2:02.446		11:00:19.732								
14	2:08.385	+5.939	11:02:28.117								
(228) JAIME TORREJON ESPINOSA											
1	2:35.514	+19.513	10:25:56.247								
2	2:31.163	+15.162	10:28:27.410								
3	2:30.459	+14.458	10:30:57.869								
4	5:00.229	+2:44.228	10:35:58.098								
5	2:18.355	+2.354	10:38:16.453								
6	2:18.058	+2.057	10:40:34.511								
7	2:20.564	+4.563	10:42:55.075								
8	5:41.302	+3:25.301	10:48:36.377								
9	2:16.571	+0.570	10:50:52.948								
10	2:16.001		10:53:08.949								
11	2:18.688	+2.687	10:55:27.637								
12	4:16.824	+2:00.823	10:59:44.461								
13	2:34.096	+18.095	11:02:18.557								

Jefe de cronometraje

Orbits

Director de Carrera





XX Cto de España MX Villa Ducal de Osuna

Vuelta a vuelta

2.- MX85

Circuito El Calvario - OSUNA 1,540 km

CRONOMETRADOS

02/05/2026 10:20

Clasificación (40:00 Tiempo) iniciado a 10:22:41

Competidores	Vueltas																				
	0	1	2	3	4	5	6	7	8	9	10	11	12	13	14	15	16	17	18	19	20
JOSE ANTONIO LOPEZ BERNAL (112)	1	112	112	112	112	112	112	223	223	223	223	158	112	311	115	115	115	115	115	115	115
KEVIN COLOME VIZCAINO (223)	2	223	311	311	311	223	223	115	61	61	135	112	311	158	218	218	218	218	218	61	61
IZAN RODRIGUEZ FERNANDEZ (311)	3	311	88	223	223	311	311	311	61	135	135	293	311	158	284	61	61	61	61	218	218
MARIO GARCIA TOVAR (88)	4	88	223	115	135	135	135	115	135	293	293	298	284	284	115	223	223	112	293	135	284
LEO GABARDA CASTELLANO (235)	5	235	115	293	293	293	115	296	77	298	298	158	115	115	218	135	112	293	135	284	311
ALBERTO RODRIGUEZ RAMOS (115)	6	115	293	235	115	115	158	61	298	174	311	112	218	218	61	293	293	135	284	311	135
DANIEL HERRANZ SUAREZ (293)	7	293	235	135	161	161	296	210	293	311	112	311	61	61	223	112	135	284	311	112	112
ALVARO DOMINGUEZ MINGORANCE (161)	8	161	161	161	235	235	61	135	174	112	158	284	296	296	135	284	284	311	298	293	293
TONY RODRIGUEZ ALVAREZ (284)	9	284	135	284	372	372	32	77	18	18	18	115	223	223	112	298	311	298	112	223	223
EGOITZ ANDRES HERNANDO (158)	10	158	284	372	158	158	912	293	311	218	284	218	135	135	293	311	372	77	223	372	298
DIDAC SOLER TIMON (135)	11	135	57	158	296	296	210	298	112	158	218	61	293	293	298	372	298	223	372	298	296
ALVARO URBANO LOPEZ (57)	12	57	158	296	61	61	218	131	218	284	115	296	298	298	372	77	77	372	296	296	372
JAIME TORREJON ESPINOSA (228)	13	228	296	32	32	32	77	174	158	372	274	77	161	210	77	210	296	296	158	158	
RUBEN PRESA CAMPON (131)	14	131	372	61	912	912	293	25	284	274	291	372	210	372	210	274	158	158	161	161	
BIEL VILALTA CLUSELLS (296)	15	296	32	298	210	210	298	18	274	161	296	377	372	77	296	296	161	161	291	291	
JOSE MANUEL PACHECO RETAMERO (32)	16	32	131	222	274	274	131	69	372	115	372	161	174	291	274	158	291	210	210	210	
CLEO MARRON DIAZ (10)	17	10	298	912	218	218	25	284	161	291	77	210	77	274	18	161	210	291	18	18	
ELEU JOSE CUENCA (372)	18	372	61	131	77	77	174	218	291	912	377	174	291	18	161	291	18	18	274		
YEREMI CASTELLANO PACHE (222)	19	222	222	77	131	131	18	158	296	296	161	291	18	235	291	377	274	274	235		
LUCAS CROCI GRASSI (298)	20	298	77	210	25	25	377	222	912	377	210	18	274	161	377	18	235	235	77		
JUAN JOSE DIAZ SOLIS (25)	21	25	912	274	174	298	69	274	377	210	174	274	235	377	235	235	377	377	377		
JOAN GONZALEZ TOMAS (61)	22	61	274	218	69	174	222	161	210	77	25	10	10	174	174	174	174	174	174		
ANDER QUINTANA MORENO (77)	23	77	25	25	377	69	284	372	235	25	10	235	912	25	69	88	69	69			
ROC ROVIRA FONT (912)	24	912	228	377	298	377	272	291	25	171	235	912	377	69	88	69	10	10			
RAUL SERRANO RODRIGUEZ (274)	25	274	210	291	18	18	274	912	171	10	32	69	69	10	10	10	32				
AARON DELGADO LOPEZ (171)	26	171	218	174	272	284	372	377	10	235	69	222	25	88	222	222	25				
JOAN RAMON TUR (218)	27	218	377	18	10	222	161	235	88	88	912	25	88	222	32	32	912				
RUBEN GARCIA VIEDMA (272)	28	272	291	228	228	272	291	171	228	32	222	171	222	32	25	25	88				
AITOR TRAVER JURADO (377)	29	377	18	69	284	10	235	10	32	131	171	88	228	912	912	912	222				
TOMAS GALLARDO GARCIA-AYATS (210)	30	210	174	272	222	171	171	228	131	69	272	228	32	57	57	171					
JAVIER SIMON ARCOS (291)	31	291	272	10	171	291	10	88	69	222	228	32	171	171	171	57					
HUGO MORIS MARTINEZ (18)	32	18	69	171	291	228	228	32	222	272	88	57	57	228	228						
PABLO LOPEZ HERNANDEZ (174)	33	174	171	57	57	88	88	57	57	228	57	131	131	131	131						
ENZO GARRIDO BARRIOS (69)	34	69	10	88	88	57	57	272	272	57	131	272	272	272	272						

Jefe de cronometraje Director de Carrera Orbits





XX Cto de España MX Villa Ducal de Osuna

Clasificado por vueltas

2.- MX85 Circuito El Calvario - OSUNA 1,540 km
RACE 1 02/05/2026 13:55
Carrera (20:00 y 2 Vueltas) iniciado a 13:55:41

Pos.	Nº	Nombre	Puntos	Mejor Tm	Dif. resp. 1º	Dif. anterior	Vueltas	Total Tº	Vel. media	Reg.	Piloto	Marca
1	112	JOSE ANTONIO LOPEZ BERNAL	25	1:41.933			14	24:14.390	53,367	231747-ML	YAMAHA	
2	311	IZAN RODRIGUEZ FERNANDEZ	22	1:42.255	7.896	7.896	14	24:22.286	53,079	226471-M	KTM	
3	210	TOMAS GALLARDO GARCIA-AYAT	20	1:44.219	27.439	19.543	14	24:41.829	52,379	150777-B	---	
4	88	MARIO GARCIA TOVAR	18	1:44.326	27.691	0.252	14	24:42.081	52,370	191149-CC	SIN MARCA	
5	296	BIEL VILALTA CLUSELLS	16	1:44.286	32.845	5.154	14	24:47.235	52,188	150347-B	YAMAHA	
6	912	ROC ROVIRA FONT	15	1:43.605	35.325	2.480	14	24:49.715	52,101	150311-B	---	
7	372	ELEU JOSE CUENCA	14	1:44.525	36.336	1.011	14	24:50.726	52,066	150393-B	---	
8	293	DANIEL HERRANZ SUAREZ	13	1:43.867	38.196	1.860	14	24:52.586	52,001	68857-GC	---	
9	223	KEVIN COLOME VIZCAINO	12	1:45.147	1:01.999	23.803	14	25:16.389	51,185	226533-M	---	
10	115	ALBERTO RODRIGUEZ RAMOS	11	1:43.914	1:06.073	4.074	14	25:20.463	51,048	69867-IB	SIN MARCA	
11	222	YEREMI CASTELLANO PACHE	10	1:47.021	1:17.807	11.734	14	25:32.197	50,657	191176-BA	KTM	
12	61	JOAN GONZALEZ TOMAS	9	1:45.422	1:31.737	13.930	14	25:46.127	50,200	150453-B	KTM	
13	218	JOAN RAMON TUR	8	1:48.011	1:38.959	7.222	14	25:53.349	49,967	69787-IB	---	
14	158	EGOITZ ANDRES HERNANDO	7	1:46.409	1:43.823	4.864	14	25:58.213	49,811	280508-VI	KTM	
15	284	TONY RODRIGUEZ ALVAREZ	6	1:47.511	1:49.405	5.582	14	26:03.795	49,633	68859-GC	KTM	
16	235	LEO GABARDA CASTELLANO	5	1:49.106	1:51.477	2.072	14	26:05.867	49,567	253800-V	SIN MARCA	
17	57	ALVARO URBANO LOPEZ	4	1:48.227	1 Vuelta	1 Vuelta	13	24:16.061	49,498	27606-H	---	
18	161	ALVARO DOMINGUEZ MINGORAN	3	1:49.329	1 Vuelta	0.493	13	24:16.554	49,481	27610-SE	YAMAHA	
19	174	PABLO LOPEZ HERNANDEZ	2	1:49.273	1 Vuelta	7.830	13	24:24.384	49,217	231755-ML	KTM	
20	274	RAUL SERRANO RODRIGUEZ	1	1:49.702	1 Vuelta	1.296	13	24:25.680	49,173	150456-B	KTM	
21	298	LUCAS CROCI GRASSI	0	1:48.826	1 Vuelta	2.799	13	24:28.479	49,079	56167-Z	---	
22	18	HUGO MORIS MARTINEZ	0	1:50.010	1 Vuelta	12.144	13	24:40.623	48,677	61117-AS	---	
23	291	JAVIER SIMON ARCOS	0	1:51.494	1 Vuelta	10.200	13	24:50.823	48,344	226429-M	---	
24	77	ANDER QUINTANA MORENO	0	1:50.857	1 Vuelta	9.019	13	24:59.842	48,053	68864-GC	---	
25	377	AITOR TRAVER JURADO	0	1:51.989	1 Vuelta	0.962	13	25:00.804	48,022	150388-B	---	
26	69	ENZO GARRIDO BARRIOS	0	1:51.837	1 Vuelta	26.966	13	25:27.770	47,175	253820-A	SIN MARCA	
27	10	CLEO MARRON DIAZ	0	1:58.066	1 Vuelta	42.132	13	26:09.902	45,909	61106-AS	KTM	
28	32	JOSE MANUEL PACHECO RETAME	0	1:55.809	1 Vuelta	0.654	13	26:10.556	45,889	27615-H	---	
29	25	JUAN JOSE DIAZ SOLIS	0	1:57.203	2 Vueltas	1 Vuelta	12	24:24.531	45,426	27646-MA	KTM	
30	131	RUBEN PRESA CAMPON	0	1:59.348	2 Vueltas	25.065	12	24:49.596	44,662	27633-SE	YAMAHA	
31	171	AARON DELGADO LOPEZ	0	2:03.165	3 Vueltas	1 Vuelta	11	24:34.765	41,352	27682-SE	KTM	
32	228	JAIME TORREJON ESPINOSA	0	2:07.529	3 Vueltas	1:15.470	11	25:50.235	39,339	27618-SE	YAMAHA	
33	272	RUBEN GARCIA VIEDMA	0	2:01.638	5 Vueltas	2 Vueltas	9	24:18.222	34,217	226493-M	SIN MARCA	

No clasificado												
NT	135	DIDAC SOLER TIMON	0			NT				-	150560-B	SIN MARCA

Márgen de victoria	Velocidad media	Mejor tº de vuelta	Mejor Vel.	Mejor vuelta para
7.896	53,367	1:41.933	54,389	112 - JOSE ANTONIO LOPEZ BERNAL

Jefe de cronometraje Orbits
Director de Carrera



XX Cto de España MX Villa Ducal de Osuna

2.- MX85

Circuito El Calvario - OSUNA 1,540 km

RACE 1

02/05/2026 13:55

Carrera (20:00 y 2 Vueltas) iniciado a 13:55:41

Vuelta	Tiempo de vuelta	Dif. resp. 1°	Hora del día
(112) JOSE ANTONIO LOPEZ BERNAL			
1			13:57:35.212
2	1:43.503	+1.570	13:59:18.715
3	1:42.180	+0.247	14:01:00.895
4	1:42.848	+0.915	14:02:43.743
5	1:42.632	+0.699	14:04:26.375
6	1:41.933		14:06:08.308
7	1:43.171	+1.238	14:07:51.479
8	1:42.667	+0.734	14:09:34.146
9	1:43.245	+1.312	14:11:17.391
10	1:42.146	+0.213	14:12:59.537
11	1:44.804	+2.871	14:14:44.341
12	1:42.190	+0.257	14:16:26.531
13	1:44.244	+2.311	14:18:10.775
14	1:45.481	+3.548	14:19:56.256
(311) IZAN RODRIGUEZ FERNANDEZ			
1			13:57:31.372
2	1:45.213	+2.958	13:59:16.585
3	1:42.867	+0.612	14:00:59.452
4	1:45.030	+2.775	14:02:44.482
5	1:44.111	+1.856	14:04:28.593
6	1:43.366	+1.111	14:06:11.959
7	1:43.257	+1.002	14:07:55.216
8	1:44.196	+1.941	14:09:39.412
9	1:42.255		14:11:21.667
10	1:43.822	+1.567	14:13:05.489
11	1:42.929	+0.674	14:14:48.418
12	1:43.316	+1.061	14:16:31.734
13	1:44.740	+2.485	14:18:16.474
14	1:47.678	+5.423	14:20:04.152
(210) TOMAS GALLARDO GARCIA-AYATS			
1			13:57:30.375
2	1:44.353	+0.134	13:59:14.728
3	1:44.400	+0.181	14:00:59.128
4	1:44.219		14:02:43.347
5	1:46.934	+2.715	14:04:30.281
6	1:44.795	+0.576	14:06:15.076
7	1:45.554	+1.335	14:08:00.630
8	1:46.940	+2.721	14:09:47.570
9	1:46.393	+2.174	14:11:33.963
10	1:45.638	+1.419	14:13:19.601
11	1:47.290	+3.071	14:15:06.891
12	1:45.851	+1.632	14:16:52.742
13	1:45.873	+1.654	14:18:38.615
14	1:45.080	+0.861	14:20:23.695
(88) MARIO GARCIA TOVAR			
1			13:57:36.539
2	1:45.643	+1.317	13:59:22.182
3	1:45.008	+0.682	14:01:07.190
4	1:45.061	+0.735	14:02:52.251
5	1:44.326		14:04:36.577
6	1:44.968	+0.642	14:06:21.545
7	1:44.408	+0.082	14:08:05.953
8	1:46.851	+2.525	14:09:52.804
9	1:45.435	+1.109	14:11:38.239
10	1:45.287	+0.961	14:13:23.526
11	1:45.236	+0.910	14:15:08.762
12	1:44.549	+0.223	14:16:53.311
13	1:46.008	+1.682	14:18:39.319
14	1:44.628	+0.302	14:20:23.947
(296) BIEL VILALTA CLUSELLS			

Vuelta	Tiempo de vuelta	Dif. resp. 1°	Hora del día
1			13:57:34.254
2	1:46.644	+2.358	13:59:20.898
3	1:44.687	+0.401	14:01:05.585
4	1:45.360	+1.074	14:02:50.945
5	1:45.054	+0.768	14:04:35.999
6	1:45.180	+0.894	14:06:21.179
7	1:44.286		14:08:05.465
8	1:47.068	+2.782	14:09:52.533
9	1:45.221	+0.935	14:11:37.754
10	1:45.373	+1.087	14:13:23.127
11	1:44.817	+0.531	14:15:07.944
12	1:46.587	+2.301	14:16:54.531
13	1:46.586	+2.300	14:18:41.117
14	1:47.984	+3.698	14:20:29.101
(912) ROC ROVIRA FONT			
1			13:57:37.836
2	1:45.324	+1.719	13:59:23.160
3	1:46.639	+3.034	14:01:09.799
4	1:43.605		14:02:53.404
5	1:44.115	+0.510	14:04:37.519
6	1:45.713	+2.108	14:06:23.232
7	1:45.013	+1.408	14:08:08.245
8	1:46.183	+2.578	14:09:54.428
9	1:46.623	+3.018	14:11:41.051
10	1:44.608	+1.003	14:13:25.659
11	1:45.910	+2.305	14:15:11.569
12	1:45.534	+1.929	14:16:57.103
13	1:47.034	+3.429	14:18:44.137
14	1:47.444	+3.839	14:20:31.581
(372) ELEU JOSE CUENCA			
1			13:57:35.535
2	1:46.098	+1.573	13:59:21.633
3	1:44.525		14:01:06.158
4	1:45.344	+0.819	14:02:51.502
5	1:45.439	+0.914	14:04:36.941
6	1:45.721	+1.196	14:06:22.662
7	1:44.973	+0.448	14:08:07.635
8	1:47.095	+2.570	14:09:54.730
9	1:47.763	+3.238	14:11:42.493
10	1:45.696	+1.171	14:13:28.189
11	1:45.981	+1.456	14:15:14.170
12	1:45.426	+0.901	14:16:59.596
13	1:46.333	+1.808	14:18:45.929
14	1:46.663	+2.138	14:20:32.592
(293) DANIEL HERRANZ SUAREZ			
1			13:57:38.400
2	1:47.123	+3.256	13:59:25.523
3	1:46.930	+3.063	14:01:12.453
4	1:45.371	+1.504	14:02:57.824
5	1:44.762	+0.895	14:04:42.586
6	1:46.545	+2.678	14:06:29.131
7	1:43.867		14:08:12.998
8	1:45.198	+1.331	14:09:58.196
9	1:46.251	+2.384	14:11:44.447
10	1:45.897	+2.030	14:13:30.344
11	1:45.644	+1.777	14:15:15.988
12	1:45.170	+1.303	14:17:01.158
13	1:45.948	+2.081	14:18:47.106
14	1:47.346	+3.479	14:20:34.452
(223) KEVIN COLOME VIZCAINO			
1			13:57:47.334
2	1:46.275	+1.128	13:59:33.609

Vuelta	Tiempo de vuelta	Dif. resp. 1°	Hora del día
3	1:45.147		14:01:18.411
4	1:46.528	+1.381	14:03:05.411
5	1:46.145	+0.998	14:04:51.411
6	1:45.656	+0.509	14:06:37.411
7	1:46.610	+1.463	14:08:23.411
8	1:46.571	+1.424	14:10:10.411
9	1:46.894	+1.747	14:11:57.411
10	1:48.346	+3.199	14:13:45.411
11	1:47.865	+2.718	14:15:33.411
12	1:48.602	+3.455	14:17:21.411
13	1:48.013	+2.866	14:19:09.411
14	1:48.269	+3.122	14:20:58.411
(115) ALBERTO RODRIGUEZ RAMOS			
1			13:57:41.411
2	1:47.914	+4.000	13:59:29.411
3	1:45.792	+1.878	14:01:15.411
4	1:44.675	+0.761	14:02:59.411
5	1:45.300	+1.386	14:04:45.411
6	1:46.008	+2.094	14:06:31.411
7	1:44.800	+0.886	14:08:16.411
8	1:43.914		14:09:55.411
9	1:46.899	+2.985	14:11:46.411
10	2:06.404	+22.490	14:13:53.411
11	1:45.776	+1.862	14:15:39.411
12	1:48.130	+4.216	14:17:27.411
13	1:47.172	+3.258	14:19:14.411
14	1:47.995	+4.081	14:21:02.411
(222) YEREMI CASTELLANO PACHE			
1			13:57:46.411
2	1:47.127	+0.106	13:59:33.411
3	1:47.374	+0.353	14:01:20.411
4	1:49.318	+2.297	14:03:10.411
5	1:47.662	+0.641	14:04:57.411
6	1:47.765	+0.744	14:06:45.411
7	1:47.433	+0.412	14:08:33.411
8	1:48.031	+1.010	14:10:21.411
9	1:48.430	+1.409	14:12:09.411
10	1:47.756	+0.735	14:13:57.411
11	1:47.408	+0.387	14:15:44.411
12	1:47.021		14:17:31.411
13	1:47.714	+0.693	14:19:19.411
14	1:54.614	+7.593	14:21:14.411
(61) JOAN GONZALEZ TOMAS			
1			13:57:53.411
2	1:48.356	+2.934	13:59:41.411
3	1:47.674	+2.252	14:01:29.411
4	1:47.560	+2.138	14:03:17.411
5	1:45.422		14:05:02.411
6	1:46.379	+0.957	14:06:48.411
7	1:47.924	+2.502	14:08:36.411
8	1:46.185	+0.763	14:10:23.411
9	1:45.607	+0.185	14:12:08.411
10	1:47.354	+1.932	14:13:56.411
11	1:47.221	+1.799	14:15:43.411
12	2:05.166	+19.744	14:17:48.411
13	1:50.110	+4.688	14:19:38.411
14	1:49.432	+4.010	14:21:27.411
(218) JOAN RAMON TUR			
1			13:57:48.411
2	1:49.718	+1.707	13:59:38.411
3	1:48.081	+0.070	14:01:26.411
4	1:49.545	+1.534	14:03:15.411

Jefe de cronometraje
Director de Carrera

Orbits





XX Cto de España MX Villa Ducal de Osuna

2.- MX85

Circuito El Calvario - OSUNA 1,540 km

RACE 1

02/05/2026 13:55

Carrera (20:00 y 2 Vueltas) iniciado a 13:55:41

Vuelta	Tiempo de vuelta	Dif. resp. 1°	Hora del día
5	1:48.961	+0.950	14:05:04.842
6	1:48.011		14:06:52.853
7	1:51.044	+3.033	14:08:43.897
8	1:49.734	+1.723	14:10:33.631
9	1:51.006	+2.995	14:12:24.637
10	1:48.709	+0.698	14:14:13.346
11	1:48.761	+0.750	14:16:02.107
12	1:50.431	+2.420	14:17:52.538
13	1:50.354	+2.343	14:19:42.892
14	1:52.323	+4.312	14:21:35.215

(158) EGOITZ ANDRES HERNANDO

1			13:57:41.202
2	1:50.018	+3.609	13:59:31.220
3	1:47.983	+1.574	14:01:19.203
4	1:54.224	+7.815	14:03:13.427
5	1:46.409		14:04:59.836
6	1:46.549	+0.140	14:06:46.385
7	1:58.269	+11.860	14:08:44.654
8	1:49.719	+3.310	14:10:34.373
9	2:02.044	+15.635	14:12:36.417
10	1:47.381	+0.972	14:14:23.798
11	1:48.283	+1.874	14:16:12.081
12	1:47.582	+1.173	14:17:59.663
13	1:49.373	+2.964	14:19:49.036
14	1:51.043	+4.634	14:21:40.079

(284) TONY RODRIGUEZ ALVAREZ

1			13:57:40.845
2	1:49.600	+2.089	13:59:30.445
3	1:47.511		14:01:17.956
4	2:08.585	+21.074	14:03:26.541
5	1:49.493	+1.982	14:05:16.034
6	1:49.598	+2.087	14:07:05.632
7	1:50.466	+2.955	14:08:56.098
8	1:51.303	+3.792	14:10:47.401
9	1:48.877	+1.366	14:12:36.278
10	1:48.533	+1.022	14:14:24.811
11	1:51.313	+3.802	14:16:16.124
12	1:49.471	+1.960	14:18:05.595
13	1:50.533	+3.022	14:19:56.128
14	1:49.533	+2.022	14:21:45.661

(235) LEO GABARDA CASTELLANO

1			13:57:50.899
2	1:51.581	+2.475	13:59:42.480
3	1:50.660	+1.554	14:01:33.140
4	1:49.414	+0.308	14:03:22.554
5	1:49.793	+0.687	14:05:12.347
6	1:49.106		14:07:01.453
7	1:49.585	+0.479	14:08:51.038
8	1:49.734	+0.628	14:10:40.772
9	1:49.369	+0.263	14:12:30.141
10	1:50.487	+1.381	14:14:20.628
11	1:51.089	+1.983	14:16:11.717
12	1:51.703	+2.597	14:18:03.420
13	1:51.974	+2.868	14:19:55.394
14	1:52.339	+3.233	14:21:47.733

(57) ALVARO URBANO LOPEZ

1			13:58:00.045
2	1:50.489	+2.262	13:59:50.534
3	1:51.347	+3.120	14:01:41.881
4	1:50.183	+1.956	14:03:32.064
5	1:48.600	+0.373	14:05:20.664
6	1:49.133	+0.906	14:07:09.797

Vuelta	Tiempo de vuelta	Dif. resp. 1°	Hora del día
7	1:49.863	+1.636	14:08:59.660
8	1:48.227		14:10:47.887
9	1:49.664	+1.437	14:12:37.551
10	1:50.180	+1.953	14:14:27.731
11	1:49.763	+1.536	14:16:17.494
12	1:49.292	+1.065	14:18:06.786
13	1:51.141	+2.914	14:19:57.927

(161) ALVARO DOMINGUEZ MINGORANCE

1			13:57:45.580
2	1:50.378	+1.049	13:59:35.958
3	1:50.554	+1.225	14:01:26.512
4	1:51.960	+2.631	14:03:18.472
5	1:49.329		14:05:07.801
6	1:49.783	+0.454	14:06:57.584
7	1:52.844	+3.515	14:08:50.428
8	1:52.184	+2.855	14:10:42.612
9	1:50.193	+0.864	14:12:32.805
10	1:50.336	+1.007	14:14:23.141
11	1:51.783	+2.454	14:16:14.924
12	1:50.280	+0.951	14:18:05.204
13	1:53.216	+3.887	14:19:58.420

(174) PABLO LOPEZ HERNANDEZ

1			13:57:51.337
2	1:53.350	+4.077	13:59:44.687
3	1:52.592	+3.319	14:01:37.279
4	1:51.846	+2.573	14:03:29.125
5	1:50.906	+1.633	14:05:20.031
6	1:51.563	+2.290	14:07:11.594
7	1:50.954	+1.681	14:09:02.548
8	1:50.707	+1.434	14:10:53.255
9	1:50.787	+1.514	14:12:44.042
10	1:49.438	+0.165	14:14:33.480
11	1:49.273		14:16:22.753
12	1:50.636	+1.363	14:18:13.389
13	1:52.861	+3.588	14:20:06.250

(274) RAUL SERRANO RODRIGUEZ

1			13:57:49.831
2	1:53.246	+3.544	13:59:43.077
3	1:51.925	+2.223	14:01:35.002
4	1:52.574	+2.872	14:03:27.576
5	1:51.749	+2.047	14:05:19.325
6	1:49.702		14:07:09.027
7	1:51.048	+1.346	14:09:00.075
8	1:50.989	+1.287	14:10:51.064
9	1:50.254	+0.552	14:12:41.318
10	1:50.438	+0.736	14:14:31.756
11	1:53.229	+3.527	14:16:24.985
12	1:49.947	+0.245	14:18:14.932
13	1:52.614	+2.912	14:20:07.546

(298) LUCAS CROCI GRASSI

1			13:57:49.121
2	1:50.589	+1.763	13:59:39.710
3	2:06.329	+17.503	14:01:46.039
4	1:50.794	+1.968	14:03:36.833
5	1:49.878	+1.052	14:05:26.711
6	1:51.045	+2.219	14:07:17.756
7	1:48.826		14:09:06.582
8	1:50.770	+1.944	14:10:57.352
9	1:49.940	+1.114	14:12:47.292
10	1:49.734	+0.908	14:14:37.026
11	1:50.484	+1.658	14:16:27.510
12	1:51.185	+2.359	14:18:18.695

Vuelta	Tiempo de vuelta	Dif. resp. 1°	Hora del día
13	1:51.650	+2.824	14:20:10

(18) HUGO MORIS MARTINEZ

1			13:57:54
2	1:53.966	+3.956	13:59:48
3	1:51.893	+1.883	14:01:40
4	1:53.125	+3.115	14:03:33
5	1:52.270	+2.260	14:05:25
6	1:50.010		14:07:15
7	1:52.194	+2.184	14:09:08
8	1:52.673	+2.663	14:11:00
9	1:51.759	+1.749	14:12:52
10	1:51.175	+1.165	14:14:43
11	1:53.387	+3.377	14:16:37
12	1:52.540	+2.530	14:18:29
13	1:52.933	+2.923	14:20:22

(291) JAVIER SIMON ARCOS

1			13:57:53
2	1:54.124	+2.630	13:59:47
3	1:51.940	+0.446	14:01:39
4	1:53.532	+2.038	14:03:33
5	1:53.229	+1.735	14:05:26
6	1:54.163	+2.669	14:07:20
7	1:54.731	+3.237	14:09:15
8	1:51.494		14:11:06
9	1:52.245	+0.751	14:12:58
10	1:54.526	+3.032	14:14:53
11	1:53.186	+1.692	14:16:46
12	1:51.788	+0.294	14:18:38
13	1:54.321	+2.827	14:20:32

(77) ANDER QUINTANA MORENO

1			13:57:56
2	1:52.631	+1.774	13:59:49
3	1:53.801	+2.944	14:01:43
4	2:04.609	+13.752	14:03:48
5	1:55.875	+5.018	14:05:43
6	1:52.647	+1.790	14:07:36
7	1:51.762	+0.905	14:09:28
8	1:51.929	+1.072	14:11:20
9	1:51.520	+0.663	14:13:11
10	1:53.914	+3.057	14:15:05
11	1:53.077	+2.220	14:16:58
12	1:52.088	+1.231	14:18:50
13	1:50.857		14:20:41

(377) AITOR TRAVER JURADO

1			13:57:52
2	1:54.584	+2.595	13:59:46
3	1:56.305	+4.316	14:01:43
4	1:52.004	+0.015	14:03:35
5	1:53.726	+1.737	14:05:28
6	1:53.689	+1.700	14:07:22
7	1:54.530	+2.541	14:09:16
8	1:51.989		14:11:08
9	1:53.419	+1.430	14:13:02
10	1:54.031	+2.042	14:14:56
11	1:53.874	+1.885	14:16:50
12	1:58.089	+6.100	14:18:48
13	1:54.305	+2.316	14:20:42

(69) ENZO GARRIDO BARRIOS

1			13:57:47
2	1:53.923	+2.086	13:59:41
3	2:13.508	+21.671	14:01:55

Jefe de cronometraje

Director de Carrera

Orbits



XX Cto de España MX Villa Ducal de Osuna

2.- MX85

Circuito El Calvario - OSUNA 1,540 km

RACE 1

02/05/2026 13:55

Carrera (20:00 y 2 Vueltas) iniciado a 13:55:41

Vuelta	Tiempo de vuelta	Dif. resp. 1°	Hora del día
4	1:54.830	+2.993	14:03:49.984
5	1:52.574	+0.737	14:05:42.558
6	1:51.979	+0.142	14:07:34.537
7	1:51.837		14:09:26.374
8	1:52.445	+0.608	14:11:18.819
9	2:12.899	+21.062	14:13:31.718
10	1:55.218	+3.381	14:15:26.936
11	1:53.462	+1.625	14:17:20.398
12	1:55.654	+3.817	14:19:16.052
13	1:53.584	+1.747	14:21:09.636

(10) CLEO MARRON DIAZ

1			13:57:59.345
2	2:00.371	+2.305	13:59:59.716
3	1:58.970	+0.904	14:01:58.686
4	1:58.344	+0.278	14:03:57.030
5	1:58.066		14:05:55.096
6	1:58.679	+0.613	14:07:53.775
7	2:00.334	+2.268	14:09:54.109
8	1:58.806	+0.740	14:11:52.915
9	1:58.945	+0.879	14:13:51.860
10	2:00.042	+1.976	14:15:51.902
11	1:59.446	+1.380	14:17:51.348
12	2:01.163	+3.097	14:19:52.511
13	1:59.257	+1.191	14:21:51.768

(32) JOSE MANUEL PACHECO RETAMERO

1			13:57:58.828
2	1:58.614	+2.805	13:59:57.442
3	1:56.998	+1.189	14:01:54.440
4	1:56.194	+0.385	14:03:50.634
5	1:55.809		14:05:46.443
6	1:57.300	+1.491	14:07:43.743
7	1:58.217	+2.408	14:09:41.960
8	1:58.105	+2.296	14:11:40.065
9	2:01.379	+5.570	14:13:41.444
10	1:58.948	+3.139	14:15:40.392
11	1:59.543	+3.734	14:17:39.935
12	2:00.959	+5.150	14:19:40.894
13	2:11.528	+15.719	14:21:52.422

(25) JUAN JOSE DIAZ SOLIS

1			13:58:01.706
2	1:59.778	+2.575	14:00:01.484
3	1:59.833	+2.630	14:02:01.317
4	1:57.203		14:03:58.520
5	1:57.627	+0.424	14:05:56.147
6	1:58.740	+1.537	14:07:54.887
7	2:01.888	+4.685	14:09:56.775
8	1:58.469	+1.266	14:11:55.244
9	2:01.955	+4.752	14:13:57.199
10	1:59.566	+2.363	14:15:56.765
11	2:03.446	+6.243	14:18:00.211
12	2:06.186	+8.983	14:20:06.397

(131) RUBEN PRESA CAMPON

1			13:57:58.358
2	2:02.498	+3.150	14:00:00.856
3	2:01.286	+1.938	14:02:02.142
4	2:00.423	+1.075	14:04:02.565
5	1:59.348		14:06:01.913
6	2:01.544	+2.196	14:08:03.457
7	2:04.292	+4.944	14:10:07.749
8	2:03.104	+3.756	14:12:10.853
9	2:04.832	+5.484	14:14:15.685
10	2:05.785	+6.437	14:16:21.470

Vuelta	Tiempo de vuelta	Dif. resp. 1°	Hora del día
11	2:04.692	+5.344	14:18:26.162
12	2:05.300	+5.952	14:20:31.462

(171) AARON DELGADO LOPEZ

1			13:58:21.409
2	2:03.165		14:00:24.574
3	2:05.549	+2.384	14:02:30.123
4	2:06.256	+3.091	14:04:36.379
5	2:11.681	+8.516	14:06:48.060
6	2:07.609	+4.444	14:08:55.669
7	2:09.049	+5.884	14:11:04.718
8	2:10.206	+7.041	14:13:14.924
9	2:10.421	+7.256	14:15:25.345
10	2:39.214	+36.049	14:18:04.559
11	2:12.072	+8.907	14:20:16.631

(228) JAIME TORREJON ESPINOSA

1			13:58:11.690
2	2:10.049	+2.520	14:00:21.739
3	2:07.529		14:02:29.268
4	2:12.549	+5.020	14:04:41.817
5	2:15.702	+8.173	14:06:57.519
6	2:25.268	+17.739	14:09:22.787
7	2:29.274	+21.745	14:11:52.061
8	2:28.160	+20.631	14:14:20.221
9	2:26.322	+18.793	14:16:46.543
10	2:23.834	+16.305	14:19:10.377
11	2:21.724	+14.195	14:21:32.101

(272) RUBEN GARCIA VIEDMA

1			13:58:53.956
2	2:01.638		14:00:55.594
3	2:16.490	+14.852	14:03:12.084
4	2:25.884	+24.246	14:05:37.968
5	2:23.464	+21.826	14:08:01.432
6	5:34.741	+3:33.103	14:13:36.173
7	2:05.771	+4.133	14:15:41.944
8	2:05.911	+4.273	14:17:47.855
9	2:12.233	+10.595	14:20:00.088



XX Cto de España MX Villa Ducal de Osuna

Vuelta a vuelta


2.- MX85

Circuito El Calvario - OSUNA 1,540 km

RACE 1

02/05/2026 13:55

Carrera (20:00 y 2 Vueltas) iniciado a 13:55:41



Competidores	Vueltas													
	1	2	3	4	5	6	7	8	9	10	11	12	13	14
TOMAS GALLARDO GARCIA-AYATS (210)	1	210	210	210	210	112	112	112	112	112	112	112	112	112
IZAN RODRIGUEZ FERNANDEZ (311)	2	311	311	311	112	311	311	311	311	311	311	311	311	311
BIEL VILALTA CLUSELLS (296)	3	296	112	112	311	210	210	210	210	210	210	210	210	210
JOSE ANTONIO LOPEZ BERNAL (112)	4	112	296	296	296	296	296	296	296	296	296	88	88	88
ELEU JOSE CUENCA (372)	5	372	372	372	372	88	88	88	88	88	88	296	296	296
MARIO GARCIA TOVAR (88)	6	88	88	88	88	372	372	372	912	912	912	912	912	912
ROC ROVIRA FONT (912)	7	912	912	912	912	912	912	372	372	372	372	372	372	372
DANIEL HERRANZ SUAREZ (293)	8	293	293	293	293	293	293	293	293	293	293	293	293	293
TONY RODRIGUEZ ALVAREZ (284)	9	284	115	115	115	115	115	115	115	223	223	223	223	223
EGOITZ ANDRES HERNANDO (158)	10	158	284	284	223	223	223	223	223	115	115	115	115	115
ALBERTO RODRIGUEZ RAMOS (115)	11	115	158	223	222	222	222	222	222	61	61	61	222	222
ALVARO DOMINGUEZ MINGORANCE (161)	12	161	222	158	158	158	158	61	61	222	222	222	61	61
YEREMI CASTELLANO PACHE (222)	13	222	223	222	218	61	61	218	218	218	218	218	218	218
KEVIN COLOME VIZCAINO (223)	14	223	161	218	61	218	218	158	158	235	235	235	158	158
ENZO GARRIDO BARRIOS (69)	15	69	218	161	161	161	161	235	161	161	158	235	235	284
JOAN RAMON TUR (218)	16	218	298	61	235	235	235	235	161	284	158	161	161	284
LUCAS CROCI GRASSI (298)	17	298	69	235	284	284	284	284	284	158	284	284	284	57
RAUL SERRANO RODRIGUEZ (274)	18	274	61	274	274	274	274	57	57	57	57	57	57	161
LEO GABARDA CASTELLANO (235)	19	235	235	174	174	174	57	274	274	274	274	174	174	174
PABLO LOPEZ HERNANDEZ (174)	20	174	274	291	57	57	174	174	174	174	174	274	274	274
AITOR TRAVER JURADO (377)	21	377	174	18	291	18	18	298	298	298	298	298	298	298
JAVIER SIMON ARCOS (291)	22	291	377	57	18	291	298	18	18	18	18	18	18	18
JOAN GONZALEZ TOMAS (61)	23	61	291	377	377	298	291	291	291	291	291	291	291	291
HUGO MORIS MARTINEZ (18)	24	18	18	77	298	377	377	377	377	377	377	377	377	77
ANDER QUINTANA MORENO (77)	25	77	77	298	77	69	69	69	69	77	77	77	77	377
RUBEN PRESA CAMPON (131)	26	131	57	32	69	77	77	77	77	69	69	69	69	69
JOSE MANUEL PACHECO RETAMERO (32)	27	32	32	69	32	32	32	32	32	32	32	32	32	10
CLEO MARRON DIAZ (10)	28	10	10	10	10	10	10	10	10	10	10	10	10	32
ALVARO URBANO LOPEZ (57)	29	57	131	25	25	25	25	25	25	25	25	25	25	25
JUAN JOSE DIAZ SOLIS (25)	30	25	25	131	131	131	131	131	131	131	131	131	131	131
JAIME TORREJON ESPINOSA (228)	31	228	228	228	171	171	171	171	171	171	171	171	171	171
AARON DELGADO LOPEZ (171)	32	171	171	171	228	228	228	228	228	228	228	228	228	228
RUBEN GARCIA VIEDMA (272)	33	272	272	272	272	272	272	272	272	272	272	272	272	272
-	34													

Jefe de cronometraje

Orbits

Director de Carrera





XX Cto de España MX Villa Ducal de Osuna

Clasificado por mejor tiempo de vuelta

2.- MX85

Circuito El Calvario - OSUNA 1,540 km

WARM-UP

03/05/2026 09:45

Práctica (10:00 Tiempo) iniciado a 9:45:10

Pos.	Nº	Nombre	Total Tº	Vueltas	Mejor Tm	Dif. resp. 1º	Dif. anterior	Velocidad	Clase	Marca	Club
1	135	DIDAC SOLER TIMON	10:43.798	5	1:57.479			43,057	MX85	SIN MARCA	Mc. Segre
2	115	ALBERTO RODRIGUEZ RAMOS	10:15.224	5	1:58.224	0.745	0.745	45,057	MX85	SIN MARCA	100 Emocions Esport Club
3	311	IZAN RODRIGUEZ FERNANDEZ	11:00.065	5	1:58.506	1.027	0.282	41,996	MX85	KTM	
4	88	MARIO GARCIA TOVAR	11:59.033	5	1:59.527	2.048	1.021	38,552	MX85	SIN MARCA	Mx Casar
5	223	KEVIN COLOME VIZCAINO	10:14.292	5	1:59.583	2.104	0.056	45,125	MX85	---	Mc. El Búnker
6	112	JOSE ANTONIO LOPEZ BERNAL	10:45.991	5	1:59.815	2.336	0.232	42,911	MX85	YAMAHA	Equipo-Escuela de Motocic.
7	296	BIEL VILALTA CLUSELLS	10:36.379	5	2:03.459	5.980	3.644	43,559	MX85	YAMAHA	Mc. Sant Hilari
8	293	DANIEL HERRANZ SUAREZ	11:21.451	5	2:03.557	6.078	0.098	40,678	MX85	---	Mc. Abona
9	284	TONY RODRIGUEZ ALVAREZ	5:00.575	2	2:05.356	7.877	1.799	36,889	MX85	KTM	
10	912	ROC ROVIRA FONT	11:17.670	5	2:05.878	8.399	0.522	40,905	MX85	---	
11	372	ELEU JOSE CUENCA	11:50.837	5	2:05.979	8.500	0.101	38,996	MX85	---	Rocco´s MC
12	57	ALVARO URBANO LOPEZ	11:11.445	5	2:06.712	9.233	0.733	41,284	MX85	---	Mc. Valverdeño
13	298	LUCAS CROCI GRASSI	11:19.728	5	2:06.908	9.429	0.196	40,781	MX85	---	
14	158	EGOITZ ANDRES HERNANDO	11:27.891	5	2:07.288	9.809	0.380	40,297	MX85	KTM	
15	161	ALVARO DOMINGUEZ MINGORANC	10:57.815	5	2:07.795	10.316	0.507	42,140	MX85	YAMAHA	Mc. Esc. Eduardo Castro
16	77	ANDER QUINTANA MORENO	11:54.930	5	2:10.243	12.764	2.448	38,773	MX85	---	
17	210	TOMAS GALLARDO GARCIA-AYATS	10:56.198	4	2:10.926	13.447	0.683	33,795	MX85	---	
18	235	LEO GABARDA CASTELLANO	11:48.640	5	2:11.627	14.148	0.701	39,117	MX85	SIN MARCA	MC Domeño Off Road
19	218	JOAN RAMON TUR	12:03.452	5	2:11.931	14.452	0.304	38,316	MX85	---	Mc. Formentera-Eivissa
20	274	RAUL SERRANO RODRIGUEZ	8:33.924	3	2:12.990	15.511	1.059	32,363	MX85	KTM	Mc. Segre
21	32	JOSE MANUEL PACHECO RETAMER	10:22.234	4	2:18.078	20.599	5.088	35,639	MX85	---	Mc. Valverdeño
22	61	JOAN GONZALEZ TOMAS	11:35.824	4	2:20.169	22.690	2.091	31,870	MX85	KTM	
23	377	AITOR TRAVER JURADO	12:19.001	4	2:21.727	24.248	1.558	30,008	MX85	---	
24	174	PABLO LOPEZ HERNANDEZ	13:07.588	4	2:26.540	29.061	4.813	28,157	MX85	KTM	Esc. Carlos
25	291	JAVIER SIMON ARCOS	11:09.626	4	2:26.884	29.405	0.344	33,117	MX85	---	
26	69	ENZO GARRIDO BARRIOS	10:14.706	2	2:28.077	30.598	1.193	18,038	MX85	SIN MARCA	
27	18	HUGO MORIS MARTINEZ	12:26.819	2	2:32.962	35.483	4.885	14,847	MX85	---	Solis Xtreme
28	272	RUBEN GARCIA VIEDMA	6:09.591	2	2:34.160	36.681	1.198	30,001	MX85	SIN MARCA	
29	25	JUAN JOSE DIAZ SOLIS	3:54.000	1	2:56.446	58.967	22.286	23,692	MX85	KTM	
30	171	AARON DELGADO LOPEZ	4:22.415	1	3:15.179	1:17.700	18.733	21,127	MX85	KTM	CD. TRT Race Service
31	228	JAIMES TORREJON ESPINOSA	26.456					-	MX85	YAMAHA	
32	131	RUBEN PRESA CAMPON	33.846					-	MX85	YAMAHA	Mc. Esc. Eduardo Castro
33	10	CLEO MARRON DIAZ	37.621					-	MX85	KTM	Mc. MX Candamo
34	222	YEREMI CASTELLANO PACHE						-	MX85	KTM	T. Pavo & Rueda R.

Jefe de cronometraje

Orbits

Director de Carrera





XX Cto de España MX Villa Ducal de Osuna

2.- MX85

Circuito El Calvario - OSUNA 1,540 km

WARM-UP

03/05/2026 09:45

Práctica (10:00 Tiempo) iniciado a 9:45:10

Vuelta	Tiempo de vuelta	Dif. resp. 1°	Hora del día
(135) DIDAC SOLER TIMON			
1	2:07.214	+9.735	9:47:38.148
2	1:57.479		9:49:35.627
3	2:09.531	+12.052	9:51:45.158
4	2:02.826	+5.347	9:53:47.984
5	2:05.937	+8.458	9:55:53.921
(115) ALBERTO RODRIGUEZ RAMOS			
1	2:03.107	+4.883	9:47:26.748
2	2:00.638	+2.414	9:49:27.386
3	1:58.224		9:51:25.610
4	2:00.783	+2.559	9:53:26.393
5	1:58.954	+0.730	9:55:25.347
(311) IZAN RODRIGUEZ FERNANDEZ			
1	2:08.464	+9.958	9:47:27.916
2	2:04.012	+5.506	9:49:31.928
3	2:41.158	+42.652	9:52:13.086
4	1:58.506		9:54:11.592
5	1:58.596	+0.090	9:56:10.188
(88) MARIO GARCIA TOVAR			
1	2:16.714	+17.187	9:49:05.615
2	2:01.709	+2.182	9:51:07.324
3	2:02.289	+2.762	9:53:09.613
4	1:59.527		9:55:09.140
5	2:00.016	+0.489	9:57:09.156
(223) KEVIN COLOME VIZCAINO			
1	2:03.322	+3.739	9:47:18.677
2	2:00.981	+1.398	9:49:19.658
3	2:01.499	+1.916	9:51:21.157
4	2:03.675	+4.092	9:53:24.832
5	1:59.583		9:55:24.415
(112) JOSE ANTONIO LOPEZ BERNAL			
1	2:16.945	+17.130	9:47:30.646
2	1:59.815		9:49:30.461
3	2:02.418	+2.603	9:51:32.879
4	2:12.317	+12.502	9:53:45.196
5	2:10.918	+11.103	9:55:56.114
(296) BIEL VILALTA CLUSELLS			
1	2:06.645	+3.186	9:47:23.545
2	2:05.709	+2.250	9:49:29.254
3	2:03.459		9:51:32.713
4	2:06.710	+3.251	9:53:39.423
5	2:07.079	+3.620	9:55:46.502
(293) DANIEL HERRANZ SUAREZ			
1	2:12.177	+8.620	9:47:57.876
2	2:11.237	+7.680	9:50:09.113
3	2:10.078	+6.521	9:52:19.191
4	2:03.557		9:54:22.748
5	2:08.826	+5.269	9:56:31.574
(284) TONY RODRIGUEZ ALVAREZ			
1	2:05.356		9:48:02.344
2	2:08.354	+2.998	9:50:10.698
(912) ROC ROVIRA FONT			
1	2:15.151	+9.273	9:47:44.761
2	2:10.631	+4.753	9:49:55.392
3	2:05.878		9:52:01.270
4	2:10.545	+4.667	9:54:11.815

Vuelta	Tiempo de vuelta	Dif. resp. 1°	Hora del día
5	2:15.978	+10.100	9:56:27.793
(372) ELEU JOSE CUENCA			
1	2:16.966	+10.987	9:47:59.232
2	2:08.059	+2.080	9:50:07.291
3	2:07.495	+1.516	9:52:14.786
4	2:05.979		9:54:20.765
5	2:40.195	+34.216	9:57:00.960
(57) ALVARO URBANO LOPEZ			
1	2:16.235	+9.523	9:47:41.962
2	2:06.712		9:49:48.674
3	2:09.229	+2.517	9:51:57.903
4	2:12.418	+5.706	9:54:10.321
5	2:11.247	+4.535	9:56:21.568
(298) LUCAS CROCI GRASSI			
1	2:12.748	+5.840	9:47:54.271
2	2:06.908		9:50:01.179
3	2:07.222	+0.314	9:52:08.401
4	2:11.891	+4.983	9:54:20.292
5	2:09.559	+2.651	9:56:29.851
(158) EGOITZ ANDRES HERNANDO			
1	2:16.978	+9.690	9:47:39.639
2	2:07.288		9:49:46.927
3	2:16.813	+9.525	9:52:03.740
4	2:15.379	+8.091	9:54:19.119
5	2:18.895	+11.607	9:56:38.014
(161) ALVARO DOMINGUEZ MINGORANCE			
1	2:09.919	+2.124	9:47:22.304
2	2:11.713	+3.918	9:49:34.017
3	2:16.885	+9.090	9:51:50.902
4	2:07.795		9:53:58.697
5	2:09.241	+1.446	9:56:07.938
(77) ANDER QUINTANA MORENO			
1	2:22.186	+11.943	9:48:14.019
2	2:13.544	+3.301	9:50:27.563
3	2:16.980	+6.737	9:52:44.543
4	2:10.267	+0.024	9:54:54.810
5	2:10.243		9:57:05.053
(210) TOMAS GALLARDO GARCIA-AYATS			
1	2:12.620	+1.694	9:48:58.952
2	2:10.926		9:51:09.878
3	2:44.561	+33.635	9:53:54.439
4	2:11.882	+0.956	9:56:06.321
(235) LEO GABARDA CASTELLANO			
1	2:26.735	+15.108	9:48:04.741
2	2:11.627		9:50:16.368
3	2:15.947	+4.320	9:52:32.315
4	2:12.527	+0.900	9:54:44.842
5	2:13.921	+2.294	9:56:58.763
(218) JOAN RAMON TUR			
1	2:20.493	+8.562	9:48:20.531
2	2:13.323	+1.392	9:50:33.854
3	2:14.477	+2.546	9:52:48.331
4	2:13.313	+1.382	9:55:01.644
5	2:11.931		9:57:13.575
(274) RAUL SERRANO RODRIGUEZ			
1	2:23.407	+10.417	9:47:57.259

Vuelta	Tiempo de vuelta	Dif. resp. 1°	Hora del día
2	2:12.990		9:50:10.000
3	3:33.798	+1:20.808	9:53:44.000
(32) JOSE MANUEL PACHECO RETAMERO			
1	3:03.861	+45.783	9:48:33.000
2	2:18.078		9:50:51.000
3	2:18.118	+0.040	9:53:09.000
4	2:22.865	+4.787	9:55:32.000
(61) JOAN GONZALEZ TOMAS			
1	2:20.169		9:48:05.000
2	2:21.263	+1.094	9:50:31.000
3	3:50.866	+1:30.697	9:54:21.000
4	2:24.038	+3.869	9:56:45.000
(377) AITOR TRAVER JURADO			
1	4:23.203	+2:01.476	9:50:19.000
2	2:21.727		9:52:41.000
3	2:23.846	+2.119	9:55:04.000
4	2:24.209	+2.482	9:57:29.000
(174) PABLO LOPEZ HERNANDEZ			
1	2:58.442	+31.902	9:49:26.000
2	2:27.696	+1.156	9:51:54.000
3	2:26.540		9:54:20.000
4	3:57.153	+1:30.613	9:58:17.000
(291) JAVIER SIMON ARCOS			
1	2:44.487	+17.603	9:48:52.000
2	2:32.479	+5.595	9:51:25.000
3	2:27.791	+0.907	9:53:52.000
4	2:26.884		9:56:19.000
(69) ENZO GARRIDO BARRIOS			
1	2:28.077		9:48:48.000
2	6:36.079	+4:08.002	9:55:24.000
(18) HUGO MORIS MARTINEZ			
1	2:32.962		9:48:27.000
2	9:09.639	+6:36.677	9:57:36.000
(272) RUBEN GARCIA VIEDMA			
1	2:42.994	+8.834	9:48:45.000
2	2:34.160		9:51:19.000
(25) JUAN JOSE DIAZ SOLIS			
1	2:56.446		9:49:04.000
(171) AARON DELGADO LOPEZ			
1	3:15.179		9:49:32.000

Jefe de cronometraje
Director de Carrera

Orbits





XX Cto de España MX Villa Ducal de Osuna

Vuelta a vuelta


2.- MX85

Circuito El Calvario - OSUNA 1,540 km

WARM-UP

03/05/2026 09:45

Práctica (10:00 Tiempo) iniciado a 9:45:10



Competidores	Vueltas					
	0	1	2	3	4	5
ALVARO DOMINGUEZ MINGORANCE (161)	1	161	223	223	223	223
JOSE ANTONIO LOPEZ BERNAL (112)	2	112	161	115	115	115
KEVIN COLOME VIZCAINO (223)	3	223	296	296	296	296
BIEL VILALTA CLUSELLS (296)	4	296	115	112	112	135
IZAN RODRIGUEZ FERNANDEZ (311)	5	311	311	311	135	135
EGOITZ ANDRES HERNANDO (158)	6	158	112	161	161	161
ALBERTO RODRIGUEZ RAMOS (115)	7	115	135	135	57	57
ALVARO URBANO LOPEZ (57)	8	57	158	158	912	311
JOSE MANUEL PACHECO RETAMERO (32)	9	32	57	57	158	912
ROC ROVIRA FONT (912)	10	912	912	912	298	158
DIDAC SOLER TIMON (135)	11	135	298	298	311	298
RAUL SERRANO RODRIGUEZ (274)	12	274	274	372	372	158
JAIME TORREJON ESPINOSA (228)	13	228	293	293	293	235
LEO GABARDA CASTELLANO (235)	14	235	372	274	235	372
LUCAS CROCI GRASSI (298)	15	298	284	284	77	77
ELEU JOSE CUENCA (372)	16	372	235	235	218	218
RUBEN PRESA CAMPON (131)	17	131	61	77	32	88
DANIEL HERRANZ SUAREZ (293)	18	293	77	61	88	32
CLEO MARRON DIAZ (10)	19	10	218	218	274	210
JOAN GONZALEZ TOMAS (61)	20	61	18	32	291	291
ANDER QUINTANA MORENO (77)	21	77	32	88	210	61
HUGO MORIS MARTINEZ (18)	22	18	272	210	174	377
AITOR TRAVER JURADO (377)	23	377	69	272	61	174
TONY RODRIGUEZ ALVAREZ (284)	24	284	291	291	377	
JOAN RAMON TUR (218)	25	218	210	174		
RUBEN GARCIA VIEDMA (272)	26	272	25	377		
JUAN JOSE DIAZ SOLIS (25)	27	25	88	69		
JAVIER SIMON ARCOS (291)	28	291	174	18		
AARON DELGADO LOPEZ (171)	29	171	171			
ENZO GARRIDO BARRIOS (69)	30	69	377			
PABLO LOPEZ HERNANDEZ (174)	31	174				
TOMAS GALLARDO GARCIA-AYATS (210)	32	210				
MARIO GARCIA TOVAR (88)	33	88				
-	34					

Jefe de cronometraje Director de Carrera Orbits





XX Cto de España MX Villa Ducal de Osuna

Clasificado por vueltas

2.- MX85 Circuito El Calvario - OSUNA 1,540 km
 RACE 2 03/05/2026 12:20
 Carrera (20:00 y 2 Vueltas) iniciado a 11:31:56

Pos.	Nº	Nombre	Puntos	Mejor Tm	Dif. resp. 1º	Dif. anterior	Vueltas	Total Tº	Vel.media	Reg. Piloto	Marca
1	112	JOSE ANTONIO LOPEZ BERNAL	25	1:48.858			13	24:11.914	49,639	231747-ML	YAMAHA
2	311	IZAN RODRIGUEZ FERNANDEZ	22	1:48.674	3.092	3.092	13	24:15.006	49,534	226471-M	KTM
3	88	MARIO GARCIA TOVAR	20	1:48.202	5.192	2.100	13	24:17.106	49,462	191149-CC	SIN MARCA
4	61	JOAN GONZALEZ TOMAS	18	1:50.016	24.181	18.989	13	24:36.095	48,826	150453-B	KTM
5	223	KEVIN COLOME VIZCAINO	16	1:51.302	29.766	5.585	13	24:41.680	48,642	226533-M	---
6	115	ALBERTO RODRIGUEZ RAMOS	15	1:50.929	37.491	7.725	13	24:49.405	48,390	69867-IB	SIN MARCA
7	296	BIEL VILALTA CLUSELLS	14	1:51.772	42.639	5.148	13	24:54.553	48,223	150347-B	YAMAHA
8	135	DIDAC SOLER TIMON	13	1:51.021	45.051	2.412	13	24:56.965	48,145	150560-B	SIN MARCA
9	210	TOMAS GALLARDO GARCIA-AYAT	12	1:50.540	46.954	1.903	13	24:58.868	48,084	150777-B	---
10	293	DANIEL HERRANZ SUAREZ	11	1:53.395	1:02.382	15.428	13	25:14.296	47,594	68857-GC	---
11	912	ROC ROVIRA FONT	10	1:53.612	1:22.383	20.001	13	25:34.297	46,974	150311-B	---
12	222	YEREMI CASTELLANO PACHE	9	1:52.459	1:22.871	0.488	13	25:34.785	46,959	191176-BA	KTM
13	57	ALVARO URBANO LOPEZ	8	1:54.041	1:37.529	14.658	13	25:49.443	46,515	27606-H	---
14	235	LEO GABARDA CASTELLANO	7	1:55.069	1:40.228	2.699	13	25:52.142	46,434	253800-V	SIN MARCA
15	161	ALVARO DOMINGUEZ MINGORAN	6	1:54.369	1:41.012	0.784	13	25:52.926	46,410	27610-SE	YAMAHA
16	218	JOAN RAMON TUR	5	1:55.213	1 Vuelta	1 Vuelta	12	24:13.538	45,770	69787-IB	---
17	174	PABLO LOPEZ HERNANDEZ	4	1:56.410	1 Vuelta	2.687	12	24:16.225	45,685	231755-ML	KTM
18	274	RAUL SERRANO RODRIGUEZ	3	1:58.968	1 Vuelta	13.047	12	24:29.272	45,280	150456-B	KTM
19	372	ELEU JOSE CUENCA	2	1:56.048	1 Vuelta	5.696	12	24:34.968	45,105	150393-B	---
20	18	HUGO MORIS MARTINEZ	1	1:58.197	1 Vuelta	5.069	12	24:40.037	44,950	61117-AS	---
21	291	JAVIER SIMON ARCOS	0	1:59.998	1 Vuelta	12.656	12	24:52.693	44,569	226429-M	---
22	298	LUCAS CROCI GRASSI	0	1:55.489	1 Vuelta	9.920	12	25:02.613	44,275	56167-Z	---
23	77	ANDER QUINTANA MORENO	0	2:00.345	1 Vuelta	3.677	12	25:06.290	44,167	68864-GC	---
24	377	AITOR TRAVER JURADO	0	2:03.587	1 Vuelta	53.264	12	25:59.554	42,658	150388-B	---
25	32	JOSE MANUEL PACHECO RETAME	0	2:06.768	1 Vuelta	21.833	12	26:21.387	42,069	27615-H	---
26	131	RUBEN PRESA CAMPON	0	2:10.626	2 Vueltas	1 Vuelta	11	24:44.081	41,092	27633-SE	YAMAHA
27	10	CLEO MARRON DIAZ	0	2:14.214	2 Vueltas	41.998	11	25:26.079	39,961	61106-AS	KTM
28	25	JUAN JOSE DIAZ SOLIS	0	2:14.494	2 Vueltas	1:06.886	11	26:32.965	38,283	27646-MA	KTM
29	158	EGOITZ ANDRES HERNANDO	0	1:56.168	2 Vueltas	0.806	11	26:33.771	38,264	280508-VI	KTM
30	171	AARON DELGADO LOPEZ	0	2:22.546	3 Vueltas	1 Vuelta	10	26:53.852	34,353	27682-SE	KTM
31	69	ENZO GARRIDO BARRIOS	0	2:06.836	4 Vueltas	1 Vuelta	9	25:01.167	33,238	253820-A	SIN MARCA
32	284	TONY RODRIGUEZ ALVAREZ	0	2:07.937	5 Vueltas	1 Vuelta	8	24:25.225	30,270	68859-GC	KTM
33	272	RUBEN GARCIA VIEDMA	0	2:00.126	5 Vueltas	50.273	8	25:15.498	29,266	226493-M	SIN MARCA

No clasificado

NT	228	JAIME TORREJON ESPINOSA	0		NT					-	27618-SE	YAMAHA
----	-----	-------------------------	---	--	----	--	--	--	--	---	----------	--------

Márgen de victoria	Velocidad media	Mejor tº de vuelta	Mejor Vel.	Mejor vuelta para
3.092	49,639	1:48.202	51,238	88 - MARIO GARCIA TOVAR

Jefe de cronometraje _____ Orbits _____
 Director de Carrera _____



XX Cto de España MX Villa Ducal de Osuna

2.- MX85

Circuito El Calvario - OSUNA 1,540 km

RACE 2

03/05/2026 12:20

Carrera (20:00 y 2 Vueltas) iniciado a 11:31:56

Vuelta	Tiempo de vuelta	Dif. resp. 1º	Hora del día	Vuelta	Tiempo de vuelta	Dif. resp. 1º	Hora del día	Vuelta	Tiempo de vuelta	Dif. resp. 1º	Hora del día
(112) JOSE ANTONIO LOPEZ BERNAL				5	1:53.618	+2.316	11:41:36.833	11	1:55.025	+4.485	11:53:05
1			11:33:59.865	6	1:54.128	+2.826	11:43:30.961	12	1:55.030	+4.490	11:55:01
2	1:53.248	+4.390	11:35:53.113	7	1:53.511	+2.209	11:45:24.472	13	1:54.211	+3.671	11:56:55
3	1:52.560	+3.702	11:37:45.673	8	1:51.302		11:47:15.774	(293) DANIEL HERRANZ SUAREZ			
4	1:49.786	+0.928	11:39:35.459	9	1:51.860	+0.558	11:49:07.634	1			11:34:11
5	1:51.316	+2.458	11:41:26.775	10	1:51.489	+0.187	11:50:59.123	2	1:58.240	+4.845	11:36:09
6	1:49.072	+0.214	11:43:15.847	11	1:52.792	+1.490	11:52:51.915	3	1:55.427	+2.032	11:38:05
7	1:48.858		11:45:04.705	12	1:52.400	+1.098	11:54:44.315	4	1:53.395		11:39:58
8	1:50.614	+1.756	11:46:55.319	13	1:53.727	+2.425	11:56:38.042	5	1:54.240	+0.845	11:41:52
9	1:49.599	+0.741	11:48:44.918	(115) ALBERTO RODRIGUEZ RAMOS				6	1:54.015	+0.620	11:43:46
10	1:51.082	+2.224	11:50:36.000	1			11:34:05.564	7	1:54.694	+1.299	11:45:41
11	1:51.457	+2.599	11:52:27.457	2	1:55.253	+4.324	11:36:00.817	8	1:56.767	+3.372	11:47:38
12	1:50.644	+1.786	11:54:18.101	3	1:52.554	+1.625	11:37:53.371	9	1:54.002	+0.607	11:49:32
13	1:50.175	+1.317	11:56:08.276	4	1:53.771	+2.842	11:39:47.142	10	1:54.838	+1.443	11:51:27
(311) IZAN RODRIGUEZ FERNANDEZ				5	1:50.929		11:41:38.071	11	1:54.116	+0.721	11:53:21
1			11:33:58.457	6	1:56.037	+5.108	11:43:34.108	12	1:54.247	+0.852	11:55:15
2	1:54.095	+5.421	11:35:52.552	7	1:54.866	+3.937	11:45:28.974	13	1:54.998	+1.603	11:57:10
3	1:54.341	+5.667	11:37:46.893	8	1:52.743	+1.814	11:47:21.717	(912) ROC ROVIRA FONT			
4	1:51.194	+2.520	11:39:38.087	9	1:52.813	+1.884	11:49:14.530	1			11:34:15
5	1:50.318	+1.644	11:41:28.405	10	1:51.827	+0.898	11:51:06.357	2	1:57.680	+4.068	11:36:13
6	1:48.674		11:43:17.079	11	1:52.110	+1.181	11:52:58.467	3	1:55.728	+2.116	11:38:08
7	1:48.902	+0.228	11:45:05.981	12	1:53.325	+2.396	11:54:51.792	4	1:53.612		11:40:02
8	1:50.659	+1.985	11:46:56.640	13	1:53.975	+3.046	11:56:45.767	5	1:55.539	+1.927	11:41:58
9	1:50.035	+1.361	11:48:46.675	(296) BIEL VILALTA CLUSELLS				6	1:53.757	+0.145	11:43:51
10	1:52.200	+3.526	11:50:38.875	1			11:34:03.799	7	1:54.935	+1.323	11:45:46
11	1:49.590	+0.916	11:52:28.465	2	1:53.917	+2.145	11:35:57.716	8	1:55.494	+1.882	11:47:42
12	1:51.713	+3.039	11:54:20.178	3	1:54.431	+2.659	11:37:52.147	9	1:58.138	+4.526	11:49:40
13	1:51.190	+2.516	11:56:11.368	4	1:52.966	+1.194	11:39:45.113	10	1:55.966	+2.354	11:51:36
(88) MARIO GARCIA TOVAR				5	1:56.897	+5.125	11:41:42.010	11	1:56.358	+2.746	11:53:32
1			11:33:57.376	6	1:53.977	+2.205	11:43:35.987	12	2:00.633	+7.021	11:55:33
2	1:54.187	+5.985	11:35:51.563	7	1:55.823	+4.051	11:45:31.810	13	1:57.287	+3.675	11:57:30
3	1:52.375	+4.173	11:37:43.938	8	1:53.351	+1.579	11:47:25.161	(222) YEREMI CASTELLANO PACHE			
4	1:50.871	+2.669	11:39:34.809	9	1:52.278	+0.506	11:49:17.439	1			11:34:19
5	1:54.313	+6.111	11:41:29.122	10	1:52.045	+0.273	11:51:09.484	2	1:57.438	+4.979	11:36:17
6	1:51.646	+3.444	11:43:20.768	11	1:51.772		11:53:01.256	3	1:56.304	+3.845	11:38:13
7	1:49.342	+1.140	11:45:10.110	12	1:54.347	+2.575	11:54:55.603	4	1:57.902	+5.443	11:40:11
8	1:50.695	+2.493	11:47:00.805	13	1:55.312	+3.540	11:56:50.915	5	1:59.864	+7.405	11:42:11
9	1:51.337	+3.135	11:48:52.142	(135) DIDAC SOLER TIMON				6	1:55.559	+3.100	11:44:06
10	1:50.210	+2.008	11:50:42.352	1			11:34:10.814	7	1:54.751	+2.292	11:46:01
11	1:48.202		11:52:30.554	2	1:53.034	+2.013	11:36:03.848	8	1:56.176	+3.717	11:47:57
12	1:53.671	+5.469	11:54:24.225	3	1:53.150	+2.129	11:37:56.998	9	1:54.060	+1.601	11:49:51
13	1:49.243	+1.041	11:56:13.468	4	1:51.127	+0.106	11:39:48.125	10	1:55.720	+3.261	11:51:47
(61) JOAN GONZALEZ TOMAS				5	1:51.171	+0.150	11:41:39.296	11	1:55.222	+2.763	11:53:42
1			11:34:02.902	6	1:53.535	+2.514	11:43:32.831	12	1:55.965	+3.506	11:55:38
2	1:51.940	+1.924	11:35:54.842	7	2:02.155	+11.134	11:45:34.986	13	1:52.459		11:57:31
3	1:54.190	+4.174	11:37:49.032	8	1:52.840	+1.819	11:47:27.826	(57) ALVARO URBANO LOPEZ			
4	1:53.579	+3.563	11:39:42.611	9	1:51.021		11:49:18.847	1			11:34:02
5	1:53.370	+3.354	11:41:35.981	10	1:51.738	+0.717	11:51:10.585	2	1:59.765	+5.724	11:36:01
6	1:54.027	+4.011	11:43:30.008	11	1:54.843	+3.822	11:53:05.428	3	1:57.101	+3.060	11:37:59
7	1:52.328	+2.312	11:45:22.336	12	1:54.942	+3.921	11:55:00.370	4	1:55.713	+1.672	11:39:54
8	1:50.016		11:47:12.352	13	1:52.957	+1.936	11:56:53.327	5	2:04.983	+10.942	11:41:59
9	1:51.975	+1.959	11:49:04.327	(210) TOMAS GALLARDO GARCIA-AYATS				6	1:56.247	+2.206	11:43:56
10	1:51.113	+1.097	11:50:55.440	1			11:33:55.407	7	1:58.515	+4.474	11:45:54
11	1:51.391	+1.375	11:52:46.831	2	1:54.328	+3.788	11:35:49.735	8	2:13.996	+19.955	11:48:08
12	1:51.525	+1.509	11:54:38.356	3	1:53.157	+2.617	11:37:42.892	9	1:57.392	+3.351	11:50:05
13	1:54.101	+4.085	11:56:32.457	4	1:51.323	+0.783	11:39:34.215	10	1:56.262	+2.221	11:52:02
(223) KEVIN COLOME VIZCAINO				5	2:15.172	+24.632	11:41:49.387	11	1:55.547	+1.506	11:53:57
1			11:34:06.620	6	1:52.216	+1.676	11:43:41.603	12	1:54.041		11:55:51
2	1:52.606	+1.304	11:35:59.226	7	1:54.096	+3.556	11:45:35.699	13	1:54.043	+0.002	11:57:45
3	1:51.914	+0.612	11:37:51.140	8	1:52.548	+2.008	11:47:28.247	(235) LEO GABARDA CASTELLANO			
4	1:52.075	+0.773	11:39:43.215	9	1:52.177	+1.637	11:49:20.424	1			11:34:14
				10	1:50.540		11:51:10.964				



XX Cto de España MX Villa Ducal de Osuna

2.- MX85

Circuito El Calvario - OSUNA 1,540 km

RACE 2

03/05/2026 12:20

Carrera (20:00 y 2 Vueltas) iniciado a 11:31:56

Vuelta	Tiempo de vuelta	Dif. resp. 1°	Hora del día	Vuelta	Tiempo de vuelta	Dif. resp. 1°	Hora del día	Vuelta	Tiempo de vuelta	Dif. resp. 1°	Hora del día
2	1:57.731	+2.662	11:36:11.991	10	2:01.958	+2.990	11:52:23.095	6	2:01.931	+1.586	11:44:27.000
3	1:58.654	+3.585	11:38:10.645	11	2:00.758	+1.790	11:54:23.853	7	2:00.449	+0.104	11:46:27.000
4	2:00.170	+5.101	11:40:10.815	12	2:01.781	+2.813	11:56:25.634	8	2:25.163	+24.818	11:48:53.000
5	1:59.786	+4.717	11:42:10.601	(372) ELEU JOSE CUENCA			9	2:00.345			11:50:53.000
6	1:57.267	+2.198	11:44:07.868	1			11:34:31.489	10	2:01.067	+0.722	11:52:54.000
7	2:00.089	+5.020	11:46:07.957	2	2:00.126	+4.078	11:36:31.615	11	2:03.763	+3.418	11:54:58.000
8	1:59.662	+4.593	11:48:07.619	3	1:58.467	+2.419	11:38:30.082	12	2:04.473	+4.128	11:57:02.000
9	1:57.593	+2.524	11:50:05.212	4	1:56.048		11:40:26.130	(377) AITOR TRAVER JURADO			
10	1:56.218	+1.149	11:52:01.430	5	2:00.418	+4.370	11:42:26.548	1			11:34:23.000
11	1:55.397	+0.328	11:53:56.827	6	1:57.521	+1.473	11:44:24.069	2	2:05.819	+2.232	11:36:28.000
12	1:56.608	+1.539	11:55:53.435	7	1:57.801	+1.753	11:46:21.870	3	2:03.587		11:38:32.000
13	1:55.069		11:57:48.504	8	1:56.888	+0.840	11:48:18.758	4	2:04.343	+0.756	11:40:36.000
(161) ALVARO DOMINGUEZ MINGORANCE			9	1:56.110	+0.062	11:50:14.868	5	2:08.585	+4.998		11:42:45.000
1			11:34:19.081	10	2:18.858	+22.810	11:52:33.726	6	2:08.521	+4.934	11:44:53.000
2	1:57.445	+3.076	11:36:16.526	11	2:00.322	+4.274	11:54:34.048	7	2:10.479	+6.892	11:47:04.000
3	1:58.170	+3.801	11:38:14.696	12	1:57.282	+1.234	11:56:31.330	8	2:08.116	+4.529	11:49:12.000
4	1:57.639	+3.270	11:40:12.335	(18) HUGO MORIS MARTINEZ			9	2:11.547	+7.960		11:51:24.000
5	1:59.576	+5.207	11:42:11.911	1			11:34:22.123	10	2:08.302	+4.715	11:53:32.000
6	1:57.469	+3.100	11:44:09.380	2	2:03.220	+5.023	11:36:25.343	11	2:11.649	+8.062	11:55:44.000
7	1:59.379	+5.010	11:46:08.759	3	2:01.157	+2.960	11:38:26.500	12	2:11.841	+8.254	11:57:55.000
8	2:00.384	+6.015	11:48:09.143	4	2:04.920	+6.723	11:40:31.420	(32) JOSE MANUEL PACHECO RETAMERO			
9	1:57.914	+3.545	11:50:07.057	5	2:02.416	+4.219	11:42:33.836	1			11:34:21.000
10	1:56.657	+2.288	11:52:03.714	6	1:58.197		11:44:32.033	2	2:09.714	+2.946	11:36:30.000
11	1:56.793	+2.424	11:54:00.507	7	1:58.538	+0.341	11:46:30.571	3	2:07.687	+0.919	11:38:38.000
12	1:54.369		11:55:54.876	8	2:01.039	+2.842	11:48:31.610	4	2:09.022	+2.254	11:40:47.000
13	1:54.412	+0.043	11:57:49.288	9	1:59.734	+1.537	11:50:31.344	5	2:26.740	+19.972	11:43:14.000
(218) JOAN RAMON TUR			10	2:05.377	+7.180	11:52:36.721	6	2:10.062	+3.294		11:45:24.000
1			11:34:12.803	11	1:59.117	+0.920	11:54:35.838	7	2:11.608	+4.840	11:47:35.000
2	2:01.863	+6.650	11:36:14.666	12	2:00.561	+2.364	11:56:36.399	8	2:09.032	+2.264	11:49:44.000
3	2:02.050	+6.837	11:38:16.716	(291) JAVIER SIMON ARCOS			9	2:08.422	+1.654		11:51:53.000
4	1:59.578	+4.365	11:40:16.294	1			11:34:18.463	10	2:06.768		11:54:00.000
5	2:01.792	+6.579	11:42:18.086	2	2:06.334	+6.336	11:36:24.797	11	2:07.855	+1.087	11:56:07.000
6	2:01.598	+6.385	11:44:19.684	3	1:59.998		11:38:24.795	12	2:09.825	+3.057	11:58:17.000
7	1:57.370	+2.157	11:46:17.054	4	2:03.302	+3.304	11:40:28.097	(131) RUBEN PRESA CAMPON			
8	2:00.558	+5.345	11:48:17.612	5	2:03.817	+3.819	11:42:31.914	1			11:34:32.000
9	1:55.213		11:50:12.825	6	2:02.940	+2.942	11:44:34.854	2	2:13.347	+2.721	11:36:45.000
10	1:58.643	+3.430	11:52:11.468	7	2:02.567	+2.569	11:46:37.421	3	2:11.426	+0.800	11:38:56.000
11	1:59.610	+4.397	11:54:11.078	8	2:04.162	+4.164	11:48:41.583	4	2:14.045	+3.419	11:41:10.000
12	1:58.822	+3.609	11:56:09.900	9	2:03.625	+3.627	11:50:45.208	5	2:10.626		11:43:21.000
(174) PABLO LOPEZ HERNANDEZ			10	2:00.128	+0.130	11:52:45.336	6	2:14.090	+3.464		11:45:35.000
1			11:34:04.689	11	2:01.245	+1.247	11:54:46.581	7	2:15.613	+4.987	11:47:51.000
2	2:00.990	+4.580	11:36:05.679	12	2:02.474	+2.476	11:56:49.055	8	2:10.838	+0.212	11:50:02.000
3	1:56.410		11:38:02.089	(298) LUCAS CROCI GRASSI			9	2:14.348	+3.722		11:52:16.000
4	1:59.245	+2.835	11:40:01.334	1			11:34:16.389	10	2:11.800	+1.174	11:54:28.000
5	2:02.539	+6.129	11:42:03.873	2	1:59.324	+3.835	11:36:15.713	11	2:12.291	+1.665	11:56:40.000
6	1:59.569	+3.159	11:44:03.442	3	1:56.163	+0.674	11:38:11.876	(10) CLEO MARRON DIAZ			
7	2:00.524	+4.114	11:46:03.966	4	1:57.652	+2.163	11:40:09.528	1			11:34:29.000
8	2:02.866	+6.456	11:48:06.832	5	1:56.855	+1.366	11:42:06.383	2	2:14.214		11:36:43.000
9	1:57.245	+0.835	11:50:04.077	6	1:55.489		11:44:01.872	3	2:17.160	+2.946	11:39:00.000
10	2:03.713	+7.303	11:52:07.790	7	1:55.819	+0.330	11:45:57.691	4	2:15.464	+1.250	11:41:16.000
11	2:02.413	+6.003	11:54:10.203	8	3:08.563	+1:13.074	11:49:06.254	5	2:20.351	+6.137	11:43:36.000
12	2:02.384	+5.974	11:56:12.587	9	1:57.496	+2.007	11:51:03.750	6	2:16.804	+2.590	11:45:53.000
(274) RAUL SERRANO RODRIGUEZ			10	1:58.815	+3.326	11:53:02.565	7	2:21.047	+6.833		11:48:14.000
1			11:34:10.608	11	1:59.706	+4.217	11:55:02.271	8	2:16.474	+2.260	11:50:30.000
2	1:59.820	+0.852	11:36:10.428	12	1:56.704	+1.215	11:56:58.975	9	2:16.678	+2.464	11:52:47.000
3	1:59.114	+0.146	11:38:09.542	(77) ANDER QUINTANA MORENO			10	2:17.561	+3.347		11:55:05.000
4	1:58.968		11:40:08.510	1			11:34:08.298	11	2:17.423	+3.209	11:57:22.000
5	2:03.834	+4.866	11:42:12.344	2	2:01.321	+0.976	11:36:09.619	(25) JUAN JOSE DIAZ SOLIS			
6	2:00.224	+1.256	11:44:12.568	3	2:03.080	+2.735	11:38:12.699	1			11:34:36.000
7	2:01.019	+2.051	11:46:13.587	4	2:02.445	+2.100	11:40:15.144	2	2:18.049	+3.555	11:36:54.000
8	2:03.604	+4.636	11:48:17.191	5	2:10.317	+9.972	11:42:25.461	3	2:14.590	+0.096	11:39:09.000
9	2:03.946	+4.978	11:50:21.137								

Jefe de cronometraje: Director de Carrera





XX Cto de España MX Villa Ducal de Osuna

2.- MX85

Circuito El Calvario - OSUNA 1,540 km

RACE 2

03/05/2026 12:20

Carrera (20:00 y 2 Vueltas) iniciado a 11:31:56

Vuelta	Tiempo de vuelta	Dif. resp. 1°	Hora del día
4	2:14.494		11:41:23.857
5	2:19.859	+5.365	11:43:43.716
6	2:23.668	+9.174	11:46:07.384
7	2:27.298	+12.804	11:48:34.682
8	2:22.428	+7.934	11:50:57.110
9	2:25.175	+10.681	11:53:22.285
10	2:25.192	+10.698	11:55:47.477
11	2:41.850	+27.356	11:58:29.327

(158) EGOITZ ANDRES HERNANDO

1			11:34:07.546
2	1:58.896	+2.728	11:36:06.442
3	1:56.168		11:38:02.610
4	1:57.678	+1.510	11:40:00.288
5	1:59.893	+3.725	11:42:00.181
6	1:56.936	+0.768	11:43:57.117
7	2:06.108	+9.940	11:46:03.225
8	1:57.884	+1.716	11:48:01.109
9	1:57.427	+1.259	11:49:58.536
10	1:57.407	+1.239	11:51:55.943
11	6:34.190	+4:38.022	11:58:30.133

(171) AARON DELGADO LOPEZ

1			11:34:39.735
2	2:25.155	+2.609	11:37:04.890
3	2:22.546		11:39:27.436
4	2:40.692	+18.146	11:42:08.128
5	2:32.656	+10.110	11:44:40.784
6	2:28.706	+6.160	11:47:09.490
7	2:36.998	+14.452	11:49:46.488
8	2:31.762	+9.216	11:52:18.250
9	2:31.464	+8.918	11:54:49.714
10	4:00.500	+1:37.954	11:58:50.214

(69) ENZO GARRIDO BARRIOS

1			11:34:40.184
2	2:07.195	+0.359	11:36:47.379
3	2:06.926	+0.090	11:38:54.305
4	2:07.259	+0.423	11:41:01.564
5	2:06.836		11:43:08.400
6	2:07.291	+0.455	11:45:15.691
7	7:06.778	+4:59.942	11:52:22.469
8	2:24.918	+18.082	11:54:47.387
9	2:10.142	+3.306	11:56:57.529

(284) TONY RODRIGUEZ ALVAREZ

1			11:33:57.337
2	3:33.194	+1:25.257	11:37:30.531
3	5:53.019	+3:45.082	11:43:23.550
4	3:33.689	+1:25.752	11:46:57.239
5	2:26.876	+18.939	11:49:24.115
6	2:35.074	+27.137	11:51:59.189
7	2:14.461	+6.524	11:54:13.650
8	2:07.937		11:56:21.587

(272) RUBEN GARCIA VIEDMA

1			11:34:31.490
2	2:00.126		11:36:31.616
3	2:22.164	+22.038	11:38:53.780
4	3:59.123	+1:58.997	11:42:52.903
5	4:06.825	+2:06.699	11:46:59.728
6	2:34.883	+34.757	11:49:34.611
7	2:23.247	+23.121	11:51:57.858
8	5:14.002	+3:13.876	11:57:11.860

Jefe de cronometraje Director de Carrera Orbits





XX Cto de España MX Villa Ducal de Osuna

Vuelta a vuelta

2.- MX85

Circuito El Calvario - OSUNA 1,540 km

RACE 2

03/05/2026 12:20

Carrera (20:00 y 2 Vueltas) iniciado a 11:31:56

Competidores	Vueltas												
	1	2	3	4	5	6	7	8	9	10	11	12	13
TOMAS GALLARDO GARCIA-AYATS (210)	1	210	210	210	210	112	112	112	112	112	112	112	112
TONY RODRIGUEZ ALVAREZ (284)	2	284	88	88	88	311	311	311	311	311	311	311	311
MARIO GARCIA TOVAR (88)	3	88	311	112	112	88	88	88	88	88	88	88	88
IZAN RODRIGUEZ FERNANDEZ (311)	4	311	112	311	311	61	61	61	61	61	61	61	61
JOSE ANTONIO LOPEZ BERNAL (112)	5	112	61	61	61	223	223	223	223	223	223	223	223
ALVARO URBANO LOPEZ (57)	6	57	296	223	223	115	135	115	115	115	115	115	115
JOAN GONZALEZ TOMAS (61)	7	61	223	296	296	135	115	296	296	296	296	296	296
BIEL VILALTA CLUSELLS (296)	8	296	115	115	115	296	296	135	135	135	135	135	135
PABLO LOPEZ HERNANDEZ (174)	9	174	57	135	135	210	210	210	210	210	210	210	210
ALBERTO RODRIGUEZ RAMOS (115)	10	115	135	57	57	293	293	293	293	293	293	293	293
KEVIN COLOME VIZCAINO (223)	11	223	174	174	293	912	912	912	912	912	912	912	912
EGOITZ ANDRES HERNANDO (158)	12	158	158	158	158	57	57	57	222	222	222	222	222
ANDER QUINTANA MORENO (77)	13	77	77	293	174	158	158	298	158	158	235	57	57
RAUL SERRANO RODRIGUEZ (274)	14	274	293	912	912	174	298	222	174	174	235	57	235
DIDAC SOLER TIMON (135)	15	135	274	274	274	298	174	158	235	235	57	161	161
DANIEL HERRANZ SUAREZ (293)	16	293	235	235	298	235	222	174	57	57	161	174	218
JOAN RAMON TUR (218)	17	218	912	298	235	222	235	235	161	161	174	218	174
LEO GABARDA CASTELLANO (235)	18	235	218	77	222	161	161	161	274	218	218	274	274
ROC ROVIRA FONT (912)	19	912	298	222	161	274	274	274	218	372	274	372	372
LUCAS CROCI GRASSI (298)	20	298	161	161	77	218	218	218	372	274	372	18	18
JAVIER SIMON ARCOS (291)	21	291	222	218	218	77	372	372	18	18	18	291	291
ALVARO DOMINGUEZ MINGORANCE (161)	22	161	291	291	372	372	77	77	291	291	291	77	298
YEREMI CASTELLANO PACHE (222)	23	222	18	18	291	291	18	18	77	77	77	298	77
JOSE MANUEL PACHECO RETAMERO (32)	24	32	377	372	18	18	291	291	298	298	298	377	377
HUGO MORIS MARTINEZ (18)	25	18	32	377	377	377	377	377	377	377	377	32	32
AITOR TRAVER JURADO (377)	26	377	372	32	32	69	69	32	32	32	32	131	
CLEO MARRON DIAZ (10)	27	10	272	272	69	32	32	131	131	131	131	10	
ELEU JOSE CUENCA (372)	28	372	10	69	131	131	131	10	10	10	10	25	
RUBEN GARCIA VIEDMA (272)	29	272	131	131	10	10	10	25	25	25	25	158	
RUBEN PRESA CAMPON (131)	30	131	69	10	25	25	25	171	171	171	171		
JUAN JOSE DIAZ SOLIS (25)	31	25	25	25	171	171	171	272	69	69			
AARON DELGADO LOPEZ (171)	32	171	171	171	272	272	272	69	284				
ENZO GARRIDO BARRIOS (69)	33	69	284	284	284	284	284	284	272				
-	34												

Jefe de cronometraje Orbits
 Director de Carrera






XX Cto de España MX Villa Ducal de Osuna

2.- MX85

Circuito El Calvario - OSUNA 1,540 km

GENERAL



Pos.	Nº	Nombre	Total	OSU1	OSU2	Licencia	Marca	Club
1	112	JOSE ANTONIO LOPEZ BERNAL	50	25	25	231747-MU	YAMAHA	Equipo-Escuela de Motocic.
2	311	IZAN RODRIGUEZ FERNANDEZ	44	22	22	226471-M	KTM	
3	88	MARIO GARCIA TOVAR	38	18	20	191149-CC	SIN MARCA	Mx Casar
4	210	TOMAS GALLARDO GARCIA-AYATS	32	20	12	150777-B	---	
5	296	BIEL VILALTA CLUSELLS	30	16	14	150347-B	YAMAHA	Mc. Sant Hilari
6	223	KEVIN COLOME VIZCAINO	28	12	16	226533-M	---	Mc. El Búnker
7	61	JOAN GONZALEZ TOMAS	27	9	18	150453-B	KTM	
8	115	ALBERTO RODRIGUEZ RAMOS	26	11	15	69867-IB	SIN MARCA	100 Emocions Esport Club
9	912	ROC ROVIRA FONT	25	15	10	150311-B	---	
10	293	DANIEL HERRANZ SUAREZ	24	13	11	68857-GC	---	Mc. Abona
11	222	YEREMI CASTELLANO PACHE	19	10	9	191176-BA	KTM	T. Pavo & Rueda R.
12	372	ELEU JOSE CUENCA	16	14	2	150393-B	---	Rocco 's MC
13	135	DIDAC SOLER TIMON	13	0	13	150560-B	SIN MARCA	Mc. Segre
14	218	JOAN RAMON TUR	13	8	5	69787-IB	---	Mc. Formentera-Eivissa
15	57	ALVARO URBANO LOPEZ	12	4	8	27606-H	---	Mc. Valverdeño
16	235	LEO GABARDA CASTELLANO	12	5	7	253800-V	SIN MARCA	MC Domeño Off Road
17	161	ALVARO DOMINGUEZ MINGORANCE	9	3	6	27610-SE	YAMAHA	Mc. Esc. Eduardo Castro
18	158	EGOITZ ANDRES HERNANDO	7	7	0	280508-VI	KTM	
19	174	PABLO LOPEZ HERNANDEZ	6	2	4	231755-MU	KTM	Esc. Carlos
20	284	TONY RODRIGUEZ ALVAREZ	6	6	0	68859-GC	KTM	
21	274	RAUL SERRANO RODRIGUEZ	4	1	3	150456-B	KTM	Mc. Segre
22	18	HUGO MORIS MARTINEZ	1	0	1	61117-AS	---	Solis Xtreme
23	291	JAVIER SIMON ARCOS	0	0	0	226429-M	---	
24	298	LUCAS CROCI GRASSI	0	0	0	56167-Z	---	
25	77	ANDER QUINTANA MORENO	0	0	0	68864-GC	---	
26	377	AITOR TRAVER JURADO	0	0	0	150388-B	---	
27	32	JOSE MANUEL PACHECO RETAMERO	0	0	0	27615-H	---	Mc. Valverdeño
28	131	RUBEN PRESA CAMPON	0	0	0	27633-SE	YAMAHA	Mc. Esc. Eduardo Castro
29	10	CLEO MARRON DIAZ	0	0	0	61106-AS	KTM	Mc. MX Candamo
30	25	JUAN JOSE DIAZ SOLIS	0	0	0	27646-MA	KTM	
31	171	AARON DELGADO LOPEZ	0	0	0	27682-SE	KTM	CD. TRT Race Service
32	69	ENZO GARRIDO BARRIOS	0	0	0	253820-A	SIN MARCA	
33	272	RUBEN GARCIA VIEDMA	0	0	0	226493-M	SIN MARCA	
34	228	JAIME TORREJON ESPINOSA	0	0	0	27618-SE	YAMAHA	

Jefe de cronometraje

Orbits

Director de Carrera





XX Cto de España MX Villa Ducal de Osuna

Clasificado por mejor tiempo de vuelta


3.- MXFemenino

Circuito El Calvario - OSUNA 1,540 km

CRONOMETRADOS

02/05/2026 11:10

Clasificación (40:00 Tiempo) iniciado a 11:11:59



Pos.	Nº	Nombre	Total Tº	Vueltas	Mejor Tm	Dif. resp. 1º	Dif. anterior	Vel. media	Clase	Marca	Club
1	255	DANIELA GUILLEN GARCIA	41:06.300	20	1:38.161			44,958	MXFemenino	---	Racc M.S.
2	128	JANA SANCHEZ NEQUI	41:51.628	19	1:44.327	6.166	6.166	41,939	MXFemenino	YAMAHA	Mc. St.Celoni
3	914	CARMEN GOMEZ FERNANDEZ	41:17.049	19	1:44.877	6.716	0.550	42,525	MXFemenino	YAMAHA	Mc. El Búnker
4	106	ZOE QUEROL ALCAÑIZ	40:04.544	16	1:45.219	7.058	0.342	36,890	MXFemenino	KAWASAKI	Mc. Segre
5	50	ANNA GONZALEZ TOMAS	41:24.961	16	1:47.017	8.856	1.798	35,696	MXFemenino	KAWASAKI	
6	398	JULIETA CROCI GRASSI	40:18.770	15	1:47.062	8.901	0.045	34,381	MXFemenino	---	
7	611	NATALIA ROSADO BENITO	40:14.047	19	1:47.235	9.074	0.173	43,635	MXFemenino	HONDA	MC Vallisoletano
8	210	AYA VAINER	40:55.021	16	1:51.826	13.665	4.591	36,132	MXFemenino	YAMAHA	
9	269	IRUNE BERNAL LUQUE	40:05.603	17	1:52.288	14.127	0.462	39,179	MXFemenino	TRIUMPH	Amv Torroella
10	277	LAURA PEÑALVER CARO	41:48.643	16	1:55.050	16.889	2.762	35,359	MXFemenino	SIN MARCA	
11	11	AROA CASTROMAN FIGUEIRA	40:02.331	16	1:55.317	17.156	0.267	36,924	MXFemenino	KAWASAKI	C.S.R.
12	711	LAIA COBO CARBONERO	40:59.515	18	1:57.717	19.556	2.400	40,574	MXFemenino	---	
13	159	MIRELIS RABADAN RAMIREZ	40:26.999	16	1:57.781	19.620	0.064	36,549	MXFemenino	KTM	Mc. Papaya
14	48	ZOE FONT SUBERO	40:06.582	15	1:58.007	19.846	0.226	34,555	MXFemenino	HONDA	
15	357	ISONA BALLART ESTEVE	41:46.041	16	1:58.361	20.200	0.354	35,396	MXFemenino	---	Mc. Polea SX
16	96	MARIA ISABEL CANO GOMEZ	40:34.744	17	2:00.396	22.235	2.035	38,710	MXFemenino	TRIUMPH	MC Off Road Novelda Riders
17	15	MAYRA MORENO BARFUSS	41:47.036	14	2:05.588	27.427	5.192	30,959	MXFemenino	YAMAHA	

Jefe de cronometraje

Orbits

Director de Carrera





XX Cto de España MX Villa Ducal de Osuna

3.- MXFemenino

Circuito El Calvario - OSUNA 1,540 km

CRONOMETRADOS

02/05/2026 11:10

Clasificación (40:00 Tiempo) iniciado a 11:11:59

Vuelta	Tiempo de vuelta	Dif. resp. 1°	Hora del día
(255) DANIELA GUILLEN GARCIA			
1	1:59.958	+21.797	11:14:42.383
2	1:48.239	+10.078	11:16:30.622
3	1:40.879	+2.718	11:18:11.501
4	1:44.909	+6.748	11:19:56.410
5	3:33.365	+1:55.204	11:23:29.775
6	1:47.301	+9.140	11:25:17.076
7	1:41.016	+2.855	11:26:58.092
8	1:39.837	+1.676	11:28:37.929
9	3:13.031	+1:34.870	11:31:50.960
10	1:51.382	+13.221	11:33:42.342
11	1:44.903	+6.742	11:35:27.245
12	1:38.161		11:37:05.406
13	1:51.295	+13.134	11:38:56.701
14	1:41.465	+3.304	11:40:38.166
15	1:55.035	+16.874	11:42:33.201
16	1:41.933	+3.772	11:44:15.134
17	1:43.964	+5.803	11:45:59.098
18	1:43.817	+5.656	11:47:42.915
19	1:41.551	+3.390	11:49:24.466
20	3:41.298	+2:03.137	11:53:05.764
(128) JANA SANCHEZ NEQUI			
1	2:25.869	+41.542	11:15:11.148
2	1:56.740	+12.413	11:17:07.888
3	1:52.500	+8.173	11:19:00.388
4	1:53.982	+9.655	11:20:54.370
5	1:46.721	+2.394	11:22:41.091
6	2:06.741	+22.414	11:24:47.832
7	1:45.221	+0.894	11:26:33.053
8	3:55.085	+2:10.758	11:30:28.138
9	1:47.270	+2.943	11:32:15.408
10	1:45.085	+0.758	11:34:00.493
11	2:04.839	+20.512	11:36:05.332
12	1:44.327		11:37:49.659
13	2:09.533	+25.266	11:39:59.252
14	1:51.035	+6.708	11:41:50.287
15	1:45.118	+0.791	11:43:35.405
16	4:17.179	+2:32.852	11:47:52.584
17	2:01.851	+17.524	11:49:54.435
18	1:46.025	+1.698	11:51:40.460
19	2:10.632	+26.305	11:53:51.092
(914) CARMEN GOMEZ FERNANDEZ			
1	2:00.998	+16.121	11:14:13.422
2	1:54.466	+9.589	11:16:07.888
3	1:52.582	+7.705	11:18:00.470
4	3:58.947	+2:14.070	11:21:59.417
5	1:49.113	+4.236	11:23:48.530
6	1:50.111	+5.234	11:25:38.641
7	2:01.350	+16.473	11:27:39.991
8	4:12.705	+2:27.828	11:31:52.696
9	1:52.307	+7.430	11:33:45.003
10	1:47.044	+2.167	11:35:32.047
11	1:47.312	+2.435	11:37:19.359
12	1:57.345	+12.468	11:39:16.704
13	3:23.527	+1:38.650	11:42:40.231
14	1:47.928	+3.051	11:44:28.159
15	1:44.877		11:46:13.036
16	1:45.560	+0.683	11:47:58.596
17	1:45.020	+0.143	11:49:43.616
18	1:46.394	+1.517	11:51:30.010
19	1:46.503	+1.626	11:53:16.513
(106) ZOE QUEROL ALCAÑIZ			

Vuelta	Tiempo de vuelta	Dif. resp. 1°	Hora del día
1	2:27.642	+42.423	11:15:20.962
2	2:06.288	+21.069	11:17:27.250
3	2:02.605	+17.386	11:19:29.855
4	1:52.939	+7.720	11:21:22.794
5	4:49.150	+3:03.931	11:26:11.944
6	1:50.346	+5.127	11:28:02.290
7	2:14.228	+29.009	11:30:16.518
8	2:05.674	+20.455	11:32:22.192
9	1:47.964	+2.745	11:34:10.156
10	3:07.380	+1:22.161	11:37:17.536
11	1:47.880	+2.661	11:39:05.416
12	1:46.026	+0.807	11:40:51.442
13	4:19.792	+2:34.573	11:45:11.234
14	2:04.227	+19.008	11:47:15.461
15	1:45.219		11:49:00.680
16	3:03.328	+1:18.109	11:52:04.008
(50) ANNA GONZALEZ TOMAS			
1	7:59.973	+6:12.956	11:20:28.535
2	1:49.523	+2.506	11:22:18.058
3	1:50.521	+3.504	11:24:08.579
4	1:50.834	+3.817	11:25:59.413
5	1:58.995	+11.978	11:27:58.408
6	1:48.993	+1.976	11:29:47.401
7	4:59.716	+3:12.699	11:34:47.117
8	1:54.179	+7.162	11:36:41.296
9	1:50.072	+3.055	11:38:31.368
10	1:48.939	+1.922	11:40:20.307
11	1:48.641	+1.624	11:42:08.948
12	3:49.392	+2:02.375	11:45:58.340
13	1:56.459	+9.442	11:47:54.799
14	1:47.017		11:49:41.816
15	1:53.732	+6.715	11:51:35.548
16	1:48.877	+1.860	11:53:24.425
(398) JULIETA CROCI GRASSI			
1	2:05.427	+18.365	11:14:14.524
2	1:54.195	+7.133	11:16:08.719
3	1:51.536	+4.474	11:18:00.255
4	1:49.361	+2.299	11:19:49.616
5	1:49.520	+2.458	11:21:39.136
6	4:47.774	+3:00.712	11:26:26.910
7	1:47.830	+0.768	11:28:14.740
8	1:48.368	+1.306	11:30:03.108
9	2:24.669	+37.607	11:32:27.777
10	1:47.587	+0.525	11:34:15.364
11	2:14.041	+26.979	11:36:29.405
12	8:30.256	+6:43.194	11:44:59.661
13	1:47.408	+0.346	11:46:47.069
14	1:47.062		11:48:34.131
15	3:44.103	+1:57.041	11:52:18.234
(611) NATALIA ROSADO BENITO			
1	2:26.650	+39.415	11:15:12.552
2	2:04.463	+17.228	11:17:17.015
3	1:55.658	+8.423	11:19:12.673
4	1:55.116	+7.881	11:21:07.789
5	1:50.815	+3.580	11:22:58.604
6	4:10.044	+2:22.809	11:27:08.648
7	2:00.797	+13.562	11:29:09.445
8	1:50.762	+3.527	11:31:00.207
9	1:48.889	+1.654	11:32:49.096
10	2:01.510	+14.275	11:34:50.606
11	1:47.235		11:36:37.841
12	2:03.737	+16.502	11:38:41.578
13	1:48.358	+1.123	11:40:29.936

Vuelta	Tiempo de vuelta	Dif. resp. 1°	Hora del día
14	2:04.427	+17.192	11:42:34.427
15	1:48.223	+0.988	11:44:22.223
16	1:57.880	+10.645	11:46:20.110
17	1:57.634	+10.399	11:48:18.010
18	1:48.517	+1.282	11:50:06.527
19	2:06.894	+19.659	11:52:13.421
(210) AYA VAINER			
1	2:15.669	+23.843	11:14:52.114
2	2:04.054	+12.228	11:16:56.170
3	2:10.566	+18.740	11:19:07.010
4	2:09.283	+17.457	11:21:16.267
5	2:05.854	+14.028	11:23:22.121
6	1:57.695	+5.869	11:25:19.816
7	4:47.801	+2:55.975	11:30:07.621
8	2:16.776	+24.950	11:32:24.571
9	5:51.109	+3:59.283	11:38:15.680
10	1:56.616	+4.790	11:40:12.470
11	1:55.567	+3.741	11:42:07.211
12	1:56.419	+4.593	11:44:04.010
13	3:08.188	+1:16.362	11:47:12.172
14	1:55.946	+4.120	11:49:08.118
15	1:51.826		11:51:00.000
16	1:54.284	+2.458	11:52:54.458
(269) IRUNE BERNAL LUQUE			
1	2:13.214	+20.926	11:14:34.214
2	2:03.749	+11.461	11:16:38.163
3	1:57.992	+5.704	11:18:36.157
4	1:58.354	+6.066	11:20:34.511
5	1:57.612	+5.324	11:22:32.129
6	1:57.046	+4.758	11:24:29.187
7	5:02.370	+3:10.082	11:29:31.557
8	1:57.420	+5.132	11:31:29.089
9	1:55.848	+3.560	11:33:24.649
10	1:54.357	+2.069	11:35:19.018
11	5:06.986	+3:14.698	11:40:26.004
12	2:09.903	+17.615	11:42:35.919
13	1:53.939	+1.651	11:44:29.870
14	1:53.558	+1.270	11:46:23.420
15	1:56.274	+3.986	11:48:19.694
16	1:52.288		11:50:12.000
17	1:52.971	+0.683	11:52:05.000
(277) LAURA PEÑALVER CARO			
1	2:24.214	+29.164	11:14:48.214
2	2:08.760	+13.710	11:16:57.000
3	2:02.489	+7.439	11:18:59.439
4	2:02.432	+7.382	11:21:02.821
5	5:49.948	+3:54.898	11:26:51.719
6	1:57.293	+2.243	11:28:49.012
7	2:11.661	+16.611	11:31:00.673
8	1:58.020	+2.970	11:32:58.643
9	2:16.567	+21.517	11:35:15.160
10	5:48.951	+3:53.901	11:41:04.061
11	1:55.050		11:42:59.111
12	2:07.436	+12.386	11:45:06.497
13	1:56.667	+1.617	11:47:03.164
14	2:08.289	+13.239	11:49:11.403
15	2:34.112	+39.062	11:51:45.465
16	2:02.110	+7.060	11:53:47.525
(11) AROA CASTROMAN FIGUEIRA			
1	2:14.609	+19.292	11:14:39.609
2	2:06.696	+11.379	11:16:46.305
3	2:01.260	+5.943	11:18:47.565

Jefe de cronometraje
Director de Carrera

Orbits



XX Cto de España MX Villa Ducal de Osuna

3.- MXFemenino

Circuito El Calvario - OSUNA 1,540 km

CRONOMETRADOS

02/05/2026 11:10

Clasificación (40:00 Tiempo) iniciado a 11:11:59

Vuelta	Tiempo de vuelta	Dif. resp. 1°	Hora del día	Vuelta	Tiempo de vuelta	Dif. resp. 1°	Hora del día	Vuelta	Tiempo de vuelta	Dif. resp. 1°	Hora del día
4	1:59.730	+4.413	11:20:46.789	14	1:58.007		11:50:04.128				
5	3:15.959	+1:20.642	11:24:02.748	15	2:01.918	+3.911	11:52:06.046				
6	1:55.317		11:25:58.065	(357) ISONA BALLART ESTEVE							
7	1:59.090	+3.773	11:27:57.155	1	2:28.813	+30.452	11:15:08.511				
8	1:59.879	+4.562	11:29:57.034	2	2:16.858	+18.497	11:17:25.369				
9	4:13.025	+2:17.708	11:34:10.059	3	2:10.068	+11.707	11:19:35.437				
10	1:59.574	+4.257	11:36:09.633	4	2:05.138	+6.777	11:21:40.575				
11	2:15.828	+20.511	11:38:25.461	5	2:03.965	+5.604	11:23:44.540				
12	2:11.353	+16.036	11:40:36.814	6	6:20.965	+4:22.604	11:30:05.505				
13	1:55.721	+0.404	11:42:32.535	7	2:02.003	+3.642	11:32:07.508				
14	5:37.421	+3:42.104	11:48:09.956	8	1:58.977	+0.616	11:34:06.485				
15	1:55.865	+0.548	11:50:05.821	9	2:32.884	+34.523	11:36:39.369				
16	1:55.974	+0.657	11:52:01.795	10	2:00.718	+2.357	11:38:40.087				
(711) LAIA COBO CARBONERO				11	2:29.147	+30.786	11:41:09.234				
1	2:15.186	+17.469	11:14:25.870	12	1:58.361		11:43:07.595				
2	2:07.475	+9.758	11:16:33.345	13	4:06.122	+2:07.761	11:47:13.717				
3	2:02.360	+4.643	11:18:35.705	14	2:07.702	+9.341	11:49:21.419				
4	2:02.497	+4.780	11:20:38.202	15	1:59.580	+1.219	11:51:20.999				
5	2:00.556	+2.839	11:22:38.758	16	2:24.506	+26.145	11:53:45.505				
6	2:00.180	+2.463	11:24:38.938	(96) MARIA ISABEL CANO GOMEZ							
7	3:55.082	+1:57.365	11:28:34.020	1	2:26.841	+26.445	11:14:54.829				
8	1:58.870	+1.153	11:30:32.890	2	2:10.690	+10.294	11:17:05.519				
9	1:57.717		11:32:30.607	3	2:09.979	+9.583	11:19:15.498				
10	1:58.799	+1.082	11:34:29.406	4	2:10.835	+10.439	11:21:26.333				
11	2:05.383	+7.666	11:36:34.789	5	2:09.660	+9.264	11:23:35.993				
12	2:00.734	+3.017	11:38:35.523	6	2:08.892	+8.496	11:25:44.885				
13	2:07.179	+9.462	11:40:42.702	7	5:31.848	+3:31.452	11:31:16.733				
14	1:58.851	+1.134	11:42:41.553	8	2:23.606	+23.210	11:33:40.339				
15	4:13.642	+2:15.925	11:46:55.195	9	2:03.599	+3.203	11:35:43.938				
16	1:59.099	+1.382	11:48:54.294	10	2:00.396		11:37:44.334				
17	2:06.266	+8.549	11:51:00.560	11	2:03.261	+2.865	11:39:47.595				
18	1:58.419	+0.702	11:52:58.979	12	2:06.366	+5.970	11:41:53.961				
(159) MIRELIS RABADAN RAMIREZ				13	2:02.537	+2.141	11:43:56.498				
1	2:17.590	+19.809	11:14:51.824	14	2:01.771	+1.375	11:45:58.269				
2	2:08.127	+10.346	11:16:59.951	15	2:23.951	+23.555	11:48:22.220				
3	2:04.877	+7.096	11:19:04.828	16	2:03.481	+3.085	11:50:25.701				
4	2:05.376	+7.595	11:21:10.204	17	2:08.507	+8.111	11:52:34.208				
5	5:43.313	+3:45.532	11:26:53.517	(15) MAYRA MORENO BARFUSS							
6	2:03.993	+6.212	11:28:57.510	1	2:24.821	+19.233	11:14:42.732				
7	2:06.046	+8.265	11:31:03.556	2	2:15.487	+9.899	11:16:58.219				
8	2:00.862	+3.081	11:33:04.418	3	2:12.888	+7.300	11:19:11.107				
9	2:04.230	+6.449	11:35:08.648	4	2:11.102	+5.514	11:21:22.209				
10	3:09.300	+1:11.519	11:38:17.948	5	3:48.200	+1:42.612	11:25:10.409				
11	1:57.781		11:40:15.729	6	2:15.113	+9.525	11:27:25.522				
12	2:00.156	+2.375	11:42:15.885	7	5:31.439	+3:25.851	11:32:56.961				
13	3:05.210	+1:07.429	11:45:21.095	8	2:06.268	+0.680	11:35:03.229				
14	3:04.903	+1:07.122	11:48:25.998	9	2:05.588		11:37:08.817				
15	2:00.864	+3.083	11:50:26.862	10	8:05.240	+5:59.652	11:45:14.057				
16	1:59.601	+1.820	11:52:26.463	11	2:06.184	+0.596	11:47:20.241				
(48) ZOE FONT SUBERO				12	2:06.224	+0.636	11:49:26.465				
1	2:22.243	+24.236	11:14:36.876	13	2:07.215	+1.627	11:51:33.680				
2	2:14.843	+16.836	11:16:51.719	14	2:12.820	+7.232	11:53:46.500				
3	2:11.960	+13.953	11:19:03.679								
4	2:09.410	+11.403	11:21:13.089								
5	2:07.768	+9.761	11:23:20.857								
6	2:07.326	+9.319	11:25:28.183								
7	6:04.933	+4:06.926	11:31:33.116								
8	2:01.379	+3.372	11:33:34.495								
9	2:03.624	+5.617	11:35:38.119								
10	2:01.270	+3.263	11:37:39.389								
11	6:27.873	+4:29.866	11:44:07.262								
12	2:00.605	+2.598	11:46:07.867								
13	1:58.254	+0.247	11:48:06.121								



XX Cto de España MX Villa Ducal de Osuna

Vuelta a vuelta

3.- MXFemenino

Circuito El Calvario - OSUNA 1,540 km

CRONOMETRADOS

02/05/2026 11:10

Clasificación (40:00 Tiempo) iniciado a 11:11:59

Competidores	Vueltas																				
	0	1	2	3	4	5	6	7	8	9	10	11	12	13	14	15	16	17	18	19	20
JULIETA CROCI GRASSI (398)	1	398	914	914	398	398	398	269	128	255	255	255	255	255	255	255	255	255	255	255	255
LAIA COBO CARBONERO (711)	2	711	398	398	914	255	269	711	255	11	128	128	128	128	128	128	611	611	611	611	611
CARMEN GOMEZ FERNANDEZ (914)	3	914	711	255	255	269	711	128	914	398	398	398	711	611	611	611	128	914	914	914	914
ZOE FONT SUBERO (48)	4	48	269	711	711	711	128	255	11	128	711	711	711	611	711	711	914	914	128	128	128
MAYRA MORENO BARFUSS (15)	5	15	48	269	269	11	611	210	398	711	611	611	611	914	11	914	711	711	711	711	711
IRUNE BERNAL LUQUE (269)	6	269	11	11	11	128	48	48	711	611	269	269	914	11	914	96	269	269	269	269	269
LAURA PEÑALVER CARO (277)	7	277	255	48	277	277	210	914	611	269	914	914	11	106	96	269	96	96	96	96	96
AROA CASTROMAN FIGUEIRA (11)	8	11	15	210	128	611	255	96	269	914	11	11	106	96	269	106	106	11	11	11	11
MARIA ISABEL CANO GOMEZ (96)	9	96	277	277	48	159	96	11	210	106	106	106	96	159	106	11	11	106	106	106	106
ANNA GONZALEZ TOMAS (50)	10	50	159	15	159	48	357	398	106	210	159	48	159	269	159	159	159	159	159	159	159
MIRELIS RABADAN RAMIREZ (159)	11	159	210	159	210	210	914	611	277	277	277	96	269	357	398	398	210	210	210	210	210
AYA VAINER (210)	12	210	96	96	15	15	11	15	159	159	48	159	357	210	277	210	357	50	50	50	50
ISONA BALLART ESTEVE (357)	13	357	357	128	611	106	15	106	96	48	96	357	210	398	210	277	50	357	357	357	357
DANIELA GUILLEN GARCIA (255)	14	255	128	611	96	96	106	277	48	96	357	210	50	277	357	357	277	277	277	277	277
JANA SANCHEZ NEQUI (128)	15	128	611	357	106	357	277	159	357	357	15	50	277	50	50	50	48	48	48	48	48
NATALIA ROSADO BENITO (611)	16	611	106	106	357	914	159	50	15	15	210	277	48	48	48	48	398	398	398	398	398
ZOE QUEROL ALCAÑIZ (106)	17	106	50	50	50	50	50	357	50	50	50	15	15	15	15	15	15	15	15	15	15

Jefe de cronometraje

Orbits

Director de Carrera





XX Cto de España MX Villa Ducal de Osuna

Clasificado por vueltas

3.- MXFemenino

Circuito El Calvario - OSUNA 1,540 km

RACE 1

02/05/2026 14:40

Carrera (20:00 y 2 Vueltas) iniciado a 14:36:07

Pos.	Nº	Nombre	Puntos	Mejor Tm	Dif. resp. 1º	Dif. anterior	Vueltas	Total Tº	Vel. media	Reg. Piloto	Marca
1	255	DANIELA GUILLEN GARCIA	25	1:38.710			14	23:30.849	55,014	150627-GI	---
2	128	JANA SANCHEZ NEQUI	22	1:45.550	1:46.459	1:46.459	14	25:17.308	51,154	150952-GI	YAMAHA
3	914	CARMEN GOMEZ FERNANDEZ	20	1:46.732	1 Vuelta	1 Vuelta	13	24:05.088	49,874	226502-M	YAMAHA
4	611	NATALIA ROSADO BENITO	18	1:47.872	1 Vuelta	0.775	13	24:05.863	49,847	90010-AV	HONDA
5	106	ZOE QUEROL ALCAÑIZ	16	1:49.797	1 Vuelta	4.287	13	24:10.150	49,700	150282-L	KAWASAKI
6	50	ANNA GONZALEZ TOMAS	15	1:48.171	1 Vuelta	7.886	13	24:18.036	49,431	150452-B	KAWASAKI
7	398	JULIETA CROCI GRASSI	14	1:53.136	1 Vuelta	56.835	13	25:14.871	47,576	56168-Z	---
8	210	AYA VAINER	13	1:54.070	1 Vuelta	8.742	13	25:23.613	47,303	151708-B	YAMAHA
9	11	AROA CASTROMAN FIGUEIRA	12	1:55.857	2 Vueltas	1 Vuelta	12	23:47.339	46,610	199381-PO	KAWASAKI
10	269	IRUNE BERNAL LUQUE	11	1:54.470	2 Vueltas	28.633	12	24:15.972	45,693	150447-B	TRIUMPH
11	159	MIRELIS RABADAN RAMIREZ	10	1:57.809	2 Vueltas	2.873	12	24:18.845	45,603	199363-PO	KTM
12	277	LAURA PEÑALVER CARO	9	1:59.426	2 Vueltas	8.409	12	24:27.254	45,342	253861-A	SIN MARCA
13	48	ZOE FONT SUBERO	8	2:00.720	2 Vueltas	15.562	12	24:42.816	44,866	254002-CS	HONDA
14	711	LAIA COBO CARBONERO	7	2:01.781	2 Vueltas	10.184	12	24:53.000	44,560	56165-TE	---
15	357	ISONA BALLART ESTEVE	6	1:59.383	2 Vueltas	11.869	12	25:04.869	44,208	150472-B	---
16	96	MARIA ISABEL CANO GOMEZ	5	2:02.192	2 Vueltas	18.148	12	25:23.017	43,682	254054-V	TRIUMPH
17	15	MAYRA MORENO BARFUSS	4	2:11.212	3 Vueltas	1 Vuelta	11	25:21.334	40,086	56178-Z	YAMAHA

Márgen de victoria	Velocidad media	Mejor tº de vuelta	Mejor Vel.	Mejor vuelta para
1:46.459	55,014	1:38.710	56,165	255 - DANIELA GUILLEN GARCIA

Jefe de cronometraje

Orbits

Director de Carrera





XX Cto de España MX Villa Ducal de Osuna


3.- MXFemenino

Circuito El Calvario - OSUNA 1,540 km

RACE 1

02/05/2026 14:40

Carrera (20:00 y 2 Vueltas) iniciado a 14:36:07



Vuelta	Tiempo de vuelta	Dif. resp. 1°	Hora del día	Vuelta	Tiempo de vuelta	Dif. resp. 1°	Hora del día	Vuelta	Tiempo de vuelta	Dif. resp. 1°	Hora del día
(255) DANIELA GUILLEN GARCIA											
1	1:41.939	+3.229	14:37:54.451	3	1:51.717	+1.920	14:41:52.630	9	1:57.315	+1.458	14:53:50.407
2	1:39.599	+0.889	14:39:34.050	4	1:50.215	+0.418	14:43:42.845	10	2:01.407	+5.550	14:55:51.865
3	1:40.120	+1.410	14:41:14.170	5	1:49.856	+0.059	14:45:32.701	11	2:00.996	+5.139	14:57:52.861
4	1:39.459	+0.749	14:42:53.629	6	1:51.270	+1.473	14:47:23.971	12	2:02.305	+6.448	14:59:54.818
5	1:40.240	+1.530	14:44:33.869	7	1:49.965	+0.168	14:49:13.936	(269) IRUNE BERNAL LUQUE			
6	1:41.053	+2.343	14:46:14.922	8	1:52.057	+2.260	14:51:05.993	1	1:58.015	+3.545	14:38:10.000
7	1:40.151	+1.441	14:47:55.073	9	1:49.797		14:52:55.790	2	1:55.160	+0.690	14:40:05.000
8	1:41.429	+2.719	14:49:36.502	10	1:50.214	+0.417	14:54:46.004	3	2:36.916	+42.446	14:42:42.000
9	1:38.993	+0.283	14:51:15.495	11	1:50.164	+0.367	14:56:36.168	4	2:02.071	+7.601	14:44:44.000
10	1:41.615	+2.905	14:52:57.110	12	1:50.864	+1.067	14:58:27.032	5	1:57.493	+3.023	14:46:42.000
11	1:42.381	+3.671	14:54:39.491	13	1:50.685	+0.888	15:00:17.717	6	1:57.105	+2.635	14:48:39.000
12	1:41.349	+2.639	14:56:20.840	(50) ANNA GONZALEZ TOMAS				7	1:59.041	+4.571	14:50:38.000
13	1:38.710		14:57:59.550	1	1:54.370	+6.199	14:38:07.082	8	1:57.711	+3.241	14:52:36.000
14	1:38.866	+0.156	14:59:38.416	2	1:52.278	+4.107	14:39:59.360	9	1:57.589	+3.119	14:54:33.000
(128) JANA SANCHEZ NEQUI											
1	1:46.302	+0.752	14:37:58.601	3	1:51.168	+2.997	14:41:50.528	10	1:56.518	+2.048	14:56:30.000
2	1:47.373	+1.823	14:39:45.974	4	1:49.462	+1.291	14:43:39.990	11	1:54.470		14:58:24.000
3	1:48.732	+3.182	14:41:34.706	5	1:51.174	+3.003	14:45:31.164	12	1:58.756	+4.286	15:00:23.000
4	1:48.589	+3.039	14:43:23.295	6	1:51.256	+3.085	14:47:22.420	(159) MIRELIS RABADAN RAMIREZ			
5	1:47.396	+1.846	14:45:10.691	7	1:58.052	+9.881	14:49:20.472	1	2:17.005	+19.196	14:38:30.000
6	1:47.578	+2.028	14:46:58.269	8	1:48.171		14:51:08.643	2	1:59.526	+1.717	14:40:25.000
7	1:48.721	+3.171	14:48:46.990	9	1:50.535	+2.364	14:52:59.178	3	1:59.860	+2.051	14:42:25.000
8	1:50.411	+4.861	14:50:37.401	10	1:51.453	+3.282	14:54:50.631	4	2:00.960	+3.151	14:44:30.000
9	1:49.535	+3.985	14:52:26.936	11	1:50.657	+2.486	14:56:41.288	5	1:59.083	+1.274	14:46:29.000
10	1:48.131	+2.581	14:54:15.067	12	1:51.263	+3.092	14:58:32.551	6	1:59.288	+1.479	14:48:25.000
11	1:46.718	+1.168	14:56:01.785	13	1:53.052	+4.881	15:00:25.603	7	1:57.809		14:50:26.000
12	1:45.550		14:57:47.335	(398) JULIETA CROCI GRASSI				8	1:58.473	+0.664	14:52:25.000
13	1:46.640	+1.090	14:59:33.975	1	1:58.206	+5.070	14:38:11.149	9	2:00.205	+2.396	14:54:25.000
14	1:50.900	+5.350	15:01:24.875	2	1:54.926	+1.790	14:40:06.075	10	2:00.177	+2.368	14:56:25.000
(914) CARMEN GOMEZ FERNANDEZ											
1	1:53.870	+7.138	14:38:06.580	3	1:55.156	+2.020	14:42:01.231	11	1:59.788	+1.979	14:58:25.000
2	1:51.501	+4.769	14:39:58.081	4	1:54.010	+0.874	14:43:55.241	12	2:00.814	+3.005	15:00:26.000
3	1:50.793	+4.061	14:41:48.874	5	1:53.136		14:45:48.377	(277) LAURA PEÑALVER CARO			
4	1:48.903	+2.171	14:43:37.777	6	1:54.013	+0.877	14:47:42.390	1	2:04.277	+4.851	14:38:17.000
5	1:50.751	+4.019	14:45:28.528	7	1:53.888	+0.752	14:49:36.278	2	2:01.965	+2.539	14:40:19.000
6	1:51.008	+4.276	14:47:19.536	8	1:54.805	+1.669	14:51:31.083	3	1:59.426		14:42:18.000
7	1:52.337	+5.605	14:49:11.873	9	1:54.278	+1.142	14:53:25.361	4	2:01.010	+1.584	14:44:19.000
8	1:50.799	+4.067	14:51:02.672	10	1:54.471	+1.335	14:55:19.832	5	2:01.048	+1.622	14:46:20.000
9	1:50.760	+4.028	14:52:53.432	11	1:54.402	+1.266	14:57:14.234	6	2:00.055	+0.629	14:48:20.000
10	1:50.240	+3.508	14:54:43.672	12	2:08.459	+15.323	14:59:22.693	7	2:00.253	+0.827	14:50:21.000
11	1:49.052	+2.320	14:56:32.724	13	1:59.745	+6.609	15:01:22.438	8	2:01.783	+2.357	14:52:22.000
12	1:53.199	+6.467	14:58:25.923	(210) AYA VAINER				9	2:01.718	+2.292	14:54:24.000
13	1:46.732		15:00:12.655	1	2:02.702	+8.632	14:38:15.699	10	2:02.821	+3.395	14:56:27.000
(611) NATALIA ROSADO BENITO											
1	1:52.108	+4.236	14:38:04.490	2	1:57.160	+3.090	14:40:12.859	11	2:04.505	+5.079	14:58:31.000
2	1:52.062	+4.190	14:39:56.552	3	1:57.517	+3.447	14:42:10.376	12	2:02.875	+3.449	15:00:34.000
3	1:51.776	+3.904	14:41:48.328	4	1:57.174	+3.104	14:44:07.550	(48) ZOE FONT SUBERO			
4	1:51.236	+3.364	14:43:39.564	5	1:55.859	+1.789	14:46:03.409	1	2:09.343	+8.623	14:38:22.000
5	1:50.281	+2.409	14:45:29.845	6	1:55.917	+1.847	14:47:59.326	2	2:02.936	+2.216	14:40:25.000
6	1:51.984	+4.112	14:47:21.829	7	1:57.397	+3.327	14:49:56.723	3	2:03.189	+2.469	14:42:28.000
7	1:50.572	+2.700	14:49:12.401	8	1:57.542	+3.472	14:51:54.265	4	2:02.192	+1.472	14:44:31.000
8	1:51.552	+3.680	14:51:03.953	9	1:56.912	+2.842	14:53:51.177	5	2:02.496	+1.776	14:46:33.000
9	1:50.522	+2.650	14:52:54.475	10	1:54.070		14:55:45.247	6	2:02.574	+1.854	14:48:36.000
10	1:49.937	+2.065	14:54:44.412	11	1:55.343	+1.273	14:57:40.590	7	2:03.170	+2.450	14:50:39.000
11	1:49.536	+1.664	14:56:33.948	12	1:55.686	+1.616	14:59:36.276	8	2:00.720		14:52:40.000
12	1:51.610	+3.738	14:58:25.558	13	1:54.904	+0.834	15:01:31.180	9	2:02.500	+1.780	14:54:42.000
13	1:47.872		15:00:13.430	(11) AROA CASTROMAN FIGUEIRA				10	2:03.913	+3.193	14:56:46.000
(106) ZOE QUEROL ALCAÑIZ											
1	1:55.566	+5.769	14:38:08.017	1	1:59.832	+3.975	14:38:12.629	11	2:01.436	+0.716	14:58:47.000
2	1:52.896	+3.099	14:40:00.913	2	1:56.797	+0.940	14:40:09.426	12	2:02.522	+1.802	15:00:50.000
				3	1:58.894	+3.037	14:42:08.320	(711) LAIA COBO CARBONERO			
				4	1:57.872	+2.015	14:44:06.192	1	2:08.910	+7.129	14:38:21.000
				5	1:55.857		14:46:02.049	2	2:03.102	+1.321	14:40:24.000
				6	1:56.337	+0.480	14:47:58.386	3	2:03.467	+1.686	14:42:28.000
				7	1:57.053	+1.196	14:49:55.439	4	2:01.781		14:44:30.000
				8	1:57.444	+1.587	14:51:52.883				

Jefe de cronometraje
Director de Carrera

Orbits



XX Cto de España MX Villa Ducal de Osuna

3.- MXFemenino

Circuito El Calvario - OSUNA 1,540 km

RACE 1

02/05/2026 14:40

Carrera (20:00 y 2 Vueltas) iniciado a 14:36:07

Vuelta	Tiempo de vuelta	Dif. resp. 1°	Hora del día	Vuelta	Tiempo de vuelta	Dif. resp. 1°	Hora del día	Vuelta	Tiempo de vuelta	Dif. resp. 1°	Hora del día
5	2:04.605	+2.824	14:46:34.786								
6	2:03.074	+1.293	14:48:37.860								
7	2:04.689	+2.908	14:50:42.549								
8	2:03.080	+1.299	14:52:45.629								
9	2:05.527	+3.746	14:54:51.156								
10	2:03.229	+1.448	14:56:54.385								
11	2:02.283	+0.502	14:58:56.668								
12	2:03.899	+2.118	15:01:00.567								
(357) ISONA BALLART ESTEVE											
1	2:04.560	+5.177	14:38:17.173								
2	1:59.589	+0.206	14:40:16.762								
3	2:00.872	+1.489	14:42:17.634								
4	1:59.383		14:44:17.017								
5	2:00.980	+1.597	14:46:17.997								
6	2:24.619	+25.236	14:48:42.616								
7	2:06.069	+6.686	14:50:48.685								
8	2:12.273	+12.890	14:53:00.958								
9	2:03.175	+3.792	14:55:04.133								
10	2:00.248	+0.865	14:57:04.381								
11	2:01.838	+2.455	14:59:06.219								
12	2:06.217	+6.834	15:01:12.436								
(96) MARIA ISABEL CANO GOMEZ											
1	2:06.482	+4.290	14:38:19.530								
2	2:03.122	+0.930	14:40:22.652								
3	2:03.332	+1.140	14:42:25.984								
4	2:02.192		14:44:28.176								
5	2:04.676	+2.484	14:46:32.852								
6	2:02.378	+0.186	14:48:35.230								
7	2:15.013	+12.821	14:50:50.243								
8	2:06.895	+4.703	14:52:57.138								
9	2:03.101	+0.909	14:55:00.239								
10	2:03.759	+1.567	14:57:03.998								
11	2:19.960	+17.768	14:59:23.958								
12	2:06.626	+4.434	15:01:30.584								
(15) MAYRA MORENO BARFUSS											
1	2:15.701	+4.489	14:38:28.859								
2	2:13.489	+2.277	14:40:42.348								
3	2:11.637	+0.425	14:42:53.985								
4	2:16.135	+4.923	14:45:10.120								
5	2:13.920	+2.708	14:47:24.040								
6	2:18.490	+7.278	14:49:42.530								
7	2:14.170	+2.958	14:51:56.700								
8	2:13.116	+1.904	14:54:09.816								
9	2:11.212		14:56:21.028								
10	2:13.209	+1.997	14:58:34.237								
11	2:54.664	+43.452	15:01:28.901								

Jefe de cronometraje
Director de Carrera

Orbits



XX Cto de España MX Villa Ducal de Osuna

Vuelta a vuelta


3.- MXFemenino

Circuito El Calvario - OSUNA 1,540 km

RACE 1

02/05/2026 14:40

Carrera (20:00 y 2 Vueltas) iniciado a 14:36:07



Competidores	Vueltas															
	0	1	2	3	4	5	6	7	8	9	10	11	12	13	14	
JANA SANCHEZ NEQUI (128)	1	128	255	255	255	255	255	255	255	255	255	255	255	255	255	255
NATALIA ROSADO BENITO (611)	2	611	128	128	128	128	128	128	128	128	128	128	128	128	128	128
ZOE QUEROL ALCAÑIZ (106)	3	106	611	611	611	914	914	914	914	914	914	914	914	611	914	914
DANIELA GUILLEN GARCIA (255)	4	255	914	914	914	611	611	611	611	611	611	611	611	914	611	611
ISONA BALLART ESTEVE (357)	5	357	50	50	50	50	50	50	106	106	106	106	106	106	106	106
IRUNE BERNAL LUQUE (269)	6	269	106	106	106	106	106	106	50	50	50	50	50	50	50	50
CARMEN GOMEZ FERNANDEZ (914)	7	914	269	269	398	398	398	398	398	398	398	398	398	398	398	398
ANNA GONZALEZ TOMAS (50)	8	50	398	398	11	11	11	11	11	11	11	11	210	210	210	210
ARO CASTROMAN FIGUEIRA (11)	9	11	11	11	210	210	210	210	210	210	210	11	11	11	11	11
LAIA COBO CARBONERO (711)	10	711	210	210	357	357	357	277	277	277	277	277	159	269	269	269
JULIETA CROCI GRASSI (398)	11	398	357	357	277	277	277	159	159	159	159	159	277	159	159	159
AYA VAINER (210)	12	210	277	277	96	96	159	96	269	269	269	269	269	277	277	277
MARIA ISABEL CANO GOMEZ (96)	13	96	96	96	711	711	96	48	48	48	48	48	48	48	48	48
LAURA PEÑALVER CARO (277)	14	277	711	711	48	159	48	711	711	711	711	711	711	711	711	711
MAYRA MORENO BARFUSS (15)	15	15	48	48	159	48	711	269	357	96	96	96	96	357	357	357
ZOE FONT SUBERO (48)	16	48	15	159	269	269	269	357	96	357	357	357	357	96	96	96
MIRELIS RABADAN RAMIREZ (159)	17	159	159	15	15	15	15	15	15	15	15	15	15	15	15	15

Jefe de cronometraje

Orbits

Director de Carrera





XX Cto de España MX Villa Ducal de Osuna

Clasificado por mejor tiempo de vuelta

3.- MXFemenino

Circuito El Calvario - OSUNA 1,540 km

WARM UP

03/05/2026 10:00

Práctica (10:00 Tiempo) iniciado a 10:00:02

Pos.	Nº	Nombre	Total Tº	Vueltas	Mejor Tm	Dif. resp. 1º	Dif. anterior	Velocidad	Clase	Marca	Club
1	106	ZOE QUEROL ALCAÑIZ	11:47.902	5	2:06.947			39,158	MXFemenir	KAWASAKI	Mc. Segre
2	269	IRUNE BERNAL LUQUE	11:58.788	5	2:14.205	7.258	7.258	38,565	MXFemenir	TRIUMPH	Amv Torroella
3	50	ANNA GONZALEZ TOMAS	10:28.295	4	2:20.773	13.826	6.568	35,296	MXFemenir	KAWASAKI	
4	398	JULIETA CROCI GRASSI	5:08.696	2	2:21.280	14.333	0.507	35,919	MXFemenir	---	
5	48	ZOE FONT SUBERO	10:26.960	4	2:25.974	19.027	4.694	35,371	MXFemenir	HONDA	
6	914	CARMEN GOMEZ FERNANDEZ	11:45.774	3	2:28.710	21.763	2.736	23,566	MXFemenir	YAMAHA	Mc. El Búnker
7	96	MARIA ISABEL CANO GOMEZ	11:07.615	4	2:32.216	25.269	3.506	33,217	MXFemenir	TRIUMPH	MC Off Road Novelda Riders
8	277	LAURA PEÑALVER CARO	12:55.038	4	2:35.157	28.210	2.941	28,613	MXFemenir	SIN MARCA	
9	159	MIRELIS RABADAN RAMIREZ	5:53.890	2	2:42.977	36.030	7.820	31,332	MXFemenir	KTM	Mc. Papaya
10	11	AROA CASTROMAN FIGUEIRA	13:02.315	4	2:43.854	36.907	0.877	28,347	MXFemenir	KAWASAKI	C.S.R.
11	711	LAIA COBO CARBONERO	9:28.851	3	2:52.655	45.708	8.801	29,238	MXFemenir	---	
12	611	NATALIA ROSADO BENITO	6:31.002	2	3:03.811	56.864	11.156	28,358	MXFemenir	HONDA	MC Vallisoletano
13	15	MAYRA MORENO BARFUSS	7:44.934	2	3:04.769	57.822	0.958	23,849	MXFemenir	YAMAHA	
14	128	JANA SANCHEZ NEQUI						-	MXFemenir	YAMAHA	Mc St.Celoni
15	210	AYA VAINER						-	MXFemenir	YAMAHA	
16	255	DANIELA GUILLEN GARCIA						-	MXFemenir	---	Racc M.S.
17	357	ISONA BALLART ESTEVE						-	MXFemenir	---	Mc. Polea SX

Jefe de cronometraje

Orbits

Director de Carrera





XX Cto de España MX Villa Ducal de Osuna

3.- MXFemenino

Circuito El Calvario - OSUNA 1,540 km


WARM UP

03/05/2026 10:00

Práctica (10:00 Tiempo) iniciado a 10:00:02

Vuelta	Tiempo de vuelta	Dif. resp. 1°	Hora del día
(106) ZOE QUEROL ALCAÑIZ			
1	2:35.268	+28.321	10:03:07.487
2	2:16.555	+9.608	10:05:24.042
3	2:10.503	+3.556	10:07:34.545
4	2:06.947		10:09:41.492
5	2:09.205	+2.258	10:11:50.697
(269) IRUNE BERNAL LUQUE			
1	2:31.605	+17.400	10:02:48.637
2	2:15.769	+1.564	10:05:04.406
3	2:14.205		10:07:18.611
4	2:20.186	+5.981	10:09:38.797
5	2:22.786	+8.581	10:12:01.583
(50) ANNA GONZALEZ TOMAS			
1	2:44.344	+23.571	10:03:18.715
2	2:27.123	+6.350	10:05:45.838
3	2:24.479	+3.706	10:08:10.317
4	2:20.773		10:10:31.090
(398) JULIETA CROCI GRASSI			
1	2:27.207	+5.927	10:02:50.211
2	2:21.280		10:05:11.491
(48) ZOE FONT SUBERO			
1	2:42.114	+16.140	10:03:01.533
2	2:31.632	+5.658	10:05:33.165
3	2:25.974		10:07:59.139
4	2:30.616	+4.642	10:10:29.755
(914) CARMEN GOMEZ FERNANDEZ			
1	6:12.101	+3:43.391	10:06:38.989
2	2:40.870	+12.160	10:09:19.859
3	2:28.710		10:11:48.569
(96) MARIA ISABEL CANO GOMEZ			
1	3:04.910	+32.694	10:03:24.888
2	2:35.579	+3.363	10:06:00.467
3	2:32.216		10:08:32.683
4	2:37.727	+5.511	10:11:10.410
(277) LAURA PEÑALVER CARO			
1	3:29.473	+54.316	10:03:51.836
2	2:57.640	+22.483	10:06:49.476
3	2:35.157		10:09:24.633
4	3:33.200	+58.043	10:12:57.833
(159) MIRELIS RABADAN RAMIREZ			
1	2:58.868	+15.891	10:03:13.708
2	2:42.977		10:05:56.685
(11) AROA CASTROMAN FIGUEIRA			
1	3:05.360	+21.506	10:03:35.327
2	2:43.854		10:06:19.181
3	2:44.454	+0.600	10:09:03.635
4	4:01.475	+1:17.621	10:13:05.110
(711) LAIA COBO CARBONERO			
1	3:19.117	+26.462	10:03:44.511
2	2:54.480	+1.825	10:06:38.991
3	2:52.655		10:09:31.646
(611) NATALIA ROSADO BENITO			
1	3:05.462	+1.651	10:03:29.986
2	3:03.811		10:06:33.797

Vuelta	Tiempo de vuelta	Dif. resp. 1°	Hora del día
(15) MAYRA MORENO BARFUSS			
1	4:13.872	+1:09.103	10:04:42.960
2	3:04.769		10:07:47.729



Jefe de cronometraje
Director de Carrera

Orbits





XX Cto de España MX Villa Ducal de Osuna

Vuelta a vuelta

3.- MxFemenino

Circuito El Calvario - OSUNA 1,540 km

WARM UP

03/05/2026 10:00

Práctica (10:00 Tiempo) iniciado a 10:00:02

Competidores	Vueltas						
	0	1	2	3	4	5	
MIRELIS RABADAN RAMIREZ (159)	1	159	269	269	269	269	106
IRUNE BERNAL LUQUE (269)	2	269	398	398	106	106	269
ZOE FONT SUBERO (48)	3	48	48	106	48	48	
MARIA ISABEL CANO GOMEZ (96)	4	96	106	48	50	50	
LAURA PEÑALVER CARO (277)	5	277	159	50	96	96	
JULIETA CROCI GRASSI (398)	6	398	50	159	11	277	
NATALIA ROSADO BENITO (611)	7	611	96	96	277	11	
LAIA COBO CARBONERO (711)	8	711	611	11	711		
CARMEN GOMEZ FERNANDEZ (914)	9	914	11	611	914		
MAYRA MORENO BARFUSS (15)	10	15	711	711			
AROA CASTROMAN FIGUEIRA (11)	11	11	277	277			
ZOE QUEROL ALCAÑIZ (106)	12	106	15	15			
ANNA GONZALEZ TOMAS (50)	13	50	914	914			
-	14						
-	15						
-	16						
-	17						

Jefe de cronometraje

Orbits

Director de Carrera





XX Cto de España MX Villa Ducal de Osuna

Clasificado por vueltas

3.- MXFemenino

Circuito El Calvario - OSUNA 1,540 km

RACE 2

03/05/2026 12:20

Carrera (20:00 y 2 Vueltas) iniciado a 12:19:20

Pos.	Nº	Nombre	Puntos	Mejor Tm	Dif. resp. 1º	Dif. anterior	Vueltas	Total Tº	Vel. media	Reg. Piloto	Marca
1	255	DANIELA GUILLEN GARCIA	25	1:43.525			15	24:50.643	55,788	150627-GI	---
2	128	JANA SANCHEZ NEQUI	22	1:49.734	1:18.152	1:18.152	15	26:08.795	53,009	150952-GI	YAMAHA
3	50	ANNA GONZALEZ TOMAS	20	1:51.441	1:36.265	18.113	15	26:26.908	52,404	150452-B	KAWASAKI
4	914	CARMEN GOMEZ FERNANDEZ	18	1:51.862	1:47.156	10.891	15	26:37.799	52,047	226502-M	YAMAHA
5	611	NATALIA ROSADO BENITO	16	1:51.581	1:47.986	0.830	15	26:38.629	52,020	90010-AV	HONDA
6	106	ZOE QUEROL ALCAÑIZ	15	1:49.858	1 Vuelta	1 Vuelta	14	25:04.234	51,598	150282-L	KAWASAKI
7	398	JULIETA CROCI GRASSI	14	1:54.163	1 Vuelta	18.748	14	25:22.982	50,963	56168-Z	---
8	269	IRUNE BERNAL LUQUE	13	1:55.469	1 Vuelta	19.656	14	25:42.638	50,314	150447-B	TRIUMPH
9	210	AYA VAINER	12	1:55.843	1 Vuelta	8.651	14	25:51.289	50,033	151708-B	YAMAHA
10	277	LAURA PEÑALVER CARO	11	2:00.533	2 Vueltas	1 Vuelta	13	24:58.937	48,082	253861-A	SIN MARCA
11	159	MIRELIS RABADAN RAMIREZ	10	2:01.990	2 Vueltas	4.504	13	25:03.441	47,938	199363-PO	KTM
12	48	ZOE FONT SUBERO	9	2:02.944	2 Vueltas	8.486	13	25:11.927	47,669	254002-CS	HONDA
13	711	LAIA COBO CARBONERO	8	2:03.164	2 Vueltas	3.384	13	25:15.311	47,563	56165-TE	---
14	11	AROA CASTROMAN FIGUEIRA	7	2:03.962	2 Vueltas	49.149	13	26:04.460	46,068	199381-PO	KAWASAKI
15	96	MARIA ISABEL CANO GOMEZ	6	2:02.926	2 Vueltas	2.160	13	26:06.620	46,005	254054-V	TRIUMPH
16	357	ISONA BALLART ESTEVE	5	2:05.806	4 Vueltas	2 Vueltas	11	25:04.614	40,531	150472-B	---
17	15	MAYRA MORENO BARFUSS	4	2:17.410	4 Vueltas	10.448	11	25:15.062	40,252	56178-Z	YAMAHA

Márgen de victoria	Velocidad media	Mejor tº de vuelta	Mejor Vel.	Mejor vuelta para
1:18.152	55,788	1:43.525	53,552	255 - DANIELA GUILLEN GARCIA

Jefe de cronometraje

Orbits

Director de Carrera





XX Cto de España MX Villa Ducal de Osuna

3.- MXFemenino

Circuito El Calvario - OSUNA 1,540 km

RACE 2

03/05/2026 12:20

Carrera (20:00 y 2 Vueltas) iniciado a 12:19:20

Vuelta	Tiempo de vuelta	Dif. resp. 1°	Hora del día
(255) DANIELA GUILLEN GARCIA			
1			12:19:24.518
2	1:44.041	+0.516	12:21:08.559
3	1:43.821	+0.296	12:22:52.380
4	1:45.116	+1.591	12:24:37.496
5	1:45.099	+1.574	12:26:22.595
6	1:45.572	+2.047	12:28:08.167
7	1:46.501	+2.976	12:29:54.668
8	1:43.773	+0.248	12:31:38.441
9	1:43.525		12:33:21.966
10	1:47.621	+4.096	12:35:09.587
11	1:48.394	+4.869	12:36:57.981
12	1:47.708	+4.183	12:38:45.689
13	1:45.638	+2.113	12:40:31.327
14	1:46.628	+3.103	12:42:17.955
15	1:52.751	+9.226	12:44:10.706
(128) JANA SANCHEZ NEQUI			
1			12:19:24.654
2	1:53.130	+3.396	12:21:17.784
3	1:55.589	+5.855	12:23:13.373
4	1:50.950	+1.216	12:25:04.323
5	1:50.252	+0.518	12:26:54.575
6	1:51.221	+1.487	12:28:45.796
7	1:51.289	+1.555	12:30:37.085
8	1:50.995	+1.261	12:32:28.080
9	1:50.885	+1.151	12:34:18.965
10	1:52.933	+3.199	12:36:11.898
11	1:50.754	+1.020	12:38:02.652
12	1:49.734		12:39:52.386
13	1:49.825	+0.091	12:41:42.211
14	1:51.473	+1.739	12:43:33.684
15	1:55.174	+5.440	12:45:28.858
(50) ANNA GONZALEZ TOMAS			
1			12:19:24.752
2	1:57.673	+6.232	12:21:22.425
3	1:53.122	+1.681	12:23:15.547
4	1:51.822	+0.381	12:25:07.369
5	1:52.047	+0.606	12:26:59.416
6	1:51.441		12:28:50.857
7	1:51.776	+0.335	12:30:42.633
8	1:52.333	+0.892	12:32:34.966
9	1:54.674	+3.233	12:34:29.640
10	1:52.382	+0.941	12:36:22.022
11	1:52.590	+1.149	12:38:14.612
12	1:51.757	+0.316	12:40:06.369
13	1:53.309	+1.868	12:41:59.678
14	1:53.462	+2.021	12:43:53.140
15	1:53.831	+2.390	12:45:46.971
(914) CARMEN GOMEZ FERNANDEZ			
1			12:19:24.569
2	1:57.222	+5.360	12:21:21.791
3	1:54.989	+3.127	12:23:16.780
4	1:53.912	+2.050	12:25:10.692
5	1:52.467	+0.605	12:27:03.159
6	1:53.154	+1.292	12:28:56.313
7	1:51.862		12:30:48.175
8	1:51.905	+0.043	12:32:40.080
9	1:53.710	+1.848	12:34:33.790
10	1:54.359	+2.497	12:36:28.149
11	1:53.922	+2.060	12:38:22.071
12	1:53.116	+1.254	12:40:15.187
13	1:54.146	+2.284	12:42:09.333

Vuelta	Tiempo de vuelta	Dif. resp. 1°	Hora del día
14	1:55.370	+3.508	12:44:04.703
15	1:53.159	+1.297	12:45:57.862
(611) NATALIA ROSADO BENITO			
1			12:19:24.652
2	1:59.552	+7.971	12:21:24.204
3	1:55.329	+3.748	12:23:19.533
4	1:53.620	+2.039	12:25:13.153
5	1:52.130	+0.549	12:27:05.283
6	1:52.495	+0.914	12:28:57.778
7	1:51.664	+0.083	12:30:49.442
8	1:51.581		12:32:41.023
9	1:53.549	+1.968	12:34:34.572
10	1:54.303	+2.722	12:36:28.875
11	1:54.867	+3.286	12:38:23.742
12	1:54.285	+2.704	12:40:18.027
13	1:56.652	+5.071	12:42:14.679
14	1:52.306	+0.725	12:44:06.985
15	1:51.707	+0.126	12:45:58.692
(106) ZOE QUEROL ALCAÑIZ			
1			12:19:24.781
2	1:55.939	+6.081	12:21:20.720
3	1:51.136	+1.278	12:23:11.856
4	1:50.702	+0.844	12:25:02.558
5	1:51.640	+1.782	12:26:54.198
6	1:49.858		12:28:44.056
7	1:54.059	+4.201	12:30:38.115
8	1:56.491	+6.633	12:32:34.606
9	1:54.344	+4.486	12:34:28.950
10	1:57.514	+7.656	12:36:26.464
11	2:00.183	+10.325	12:38:26.647
12	1:58.469	+8.611	12:40:25.116
13	1:58.276	+8.418	12:42:23.392
14	2:00.905	+11.047	12:44:24.297
(398) JULIETA CROCI GRASSI			
1			12:19:25.186
2	2:00.716	+6.553	12:21:25.902
3	1:55.175	+1.012	12:23:21.077
4	1:54.228	+0.065	12:25:15.305
5	1:54.766	+0.603	12:27:10.071
6	1:54.163		12:29:04.234
7	1:55.604	+1.441	12:30:59.838
8	1:56.244	+2.081	12:32:56.082
9	1:56.568	+2.405	12:34:52.650
10	1:58.427	+4.264	12:36:51.077
11	1:58.881	+4.718	12:38:49.958
12	1:55.951	+1.788	12:40:45.909
13	1:57.841	+3.678	12:42:43.750
14	1:59.295	+5.132	12:44:43.045
(269) IRUNE BERNAL LUQUE			
1			12:19:25.683
2	2:05.376	+9.907	12:21:31.059
3	1:59.504	+4.035	12:23:30.563
4	1:57.232	+1.763	12:25:27.795
5	1:57.987	+2.518	12:27:25.782
6	1:57.024	+1.555	12:29:22.806
7	1:55.469		12:31:18.275
8	1:57.031	+1.562	12:33:15.306
9	1:57.855	+2.386	12:35:13.161
10	2:01.150	+5.681	12:37:14.311
11	1:55.741	+0.272	12:39:10.052
12	1:58.602	+3.133	12:41:08.654
13	1:55.745	+0.276	12:43:04.399

Vuelta	Tiempo de vuelta	Dif. resp. 1°	Hora del día
14	1:58.302	+2.833	12:45:02.000
(210) AYA VAINER			
1			12:19:25.000
2	2:03.932	+8.089	12:21:28.932
3	1:59.051	+3.208	12:23:27.983
4	1:59.128	+3.285	12:25:27.111
5	1:57.820	+1.977	12:27:24.931
6	1:56.893	+1.050	12:29:21.824
7	1:55.843		12:31:17.671
8	1:56.964	+1.121	12:33:14.635
9	1:57.380	+1.537	12:35:12.025
10	2:03.923	+8.080	12:37:15.948
11	1:58.085	+2.242	12:39:14.190
12	1:59.512	+3.669	12:41:13.702
13	1:58.664	+2.821	12:43:12.523
14	1:59.020	+3.177	12:45:11.640
(277) LAURA PEÑALVER CARO			
1			12:19:25.000
2	2:11.979	+11.446	12:21:36.979
3	2:05.456	+4.923	12:23:42.435
4	2:04.066	+3.533	12:25:46.468
5	2:04.392	+3.859	12:27:50.860
6	2:05.312	+4.779	12:29:56.172
7	2:06.085	+5.552	12:32:02.257
8	2:04.192	+3.659	12:34:06.449
9	2:01.235	+0.702	12:36:07.684
10	2:02.754	+2.221	12:38:10.438
11	2:00.533		12:40:10.971
12	2:04.112	+3.579	12:42:15.550
13	2:03.544	+3.011	12:44:19.561
(159) MIRELIS RABADAN RAMIREZ			
1			12:19:25.000
2	2:16.192	+14.202	12:21:41.192
3	2:06.666	+4.676	12:23:47.858
4	2:04.106	+2.116	12:25:51.964
5	2:02.890	+0.900	12:27:54.854
6	2:04.225	+2.235	12:29:59.089
7	2:02.072	+0.082	12:32:01.161
8	2:02.785	+0.795	12:34:03.946
9	2:03.037	+1.047	12:36:07.083
10	2:01.990		12:38:09.073
11	2:03.399	+1.409	12:40:12.472
12	2:04.600	+2.610	12:42:17.082
13	2:06.056	+4.066	12:44:23.138
(48) ZOE FONT SUBERO			
1			12:19:25.000
2	2:13.937	+10.993	12:21:38.937
3	2:06.654	+3.710	12:23:45.651
4	2:04.969	+2.025	12:25:50.610
5	2:03.822	+0.878	12:27:54.432
6	2:06.315	+3.371	12:30:00.747
7	2:04.556	+1.612	12:32:05.303
8	2:02.944		12:34:08.247
9	2:05.719	+2.775	12:36:13.966
10	2:04.310	+1.366	12:38:18.276
11	2:04.065	+1.121	12:40:22.341
12	2:05.415	+2.471	12:42:27.812
13	2:03.933	+0.989	12:44:31.745
(711) LAIA COBO CARBONERO			
1			12:19:25.000
2	2:18.431	+15.267	12:21:43.431

Jefe de cronometraje
Director de Carrera

Orbits





XX Cto de España MX Villa Ducal de Osuna

3.- MXFemenino

Circuito El Calvario - OSUNA 1,540 km

RACE 2

03/05/2026 12:20

Carrera (20:00 y 2 Vueltas) iniciado a 12:19:20

Vuelta	Tiempo de vuelta	Dif. resp. 1°	Hora del día	Vuelta	Tiempo de vuelta	Dif. resp. 1°	Hora del día	Vuelta	Tiempo de vuelta	Dif. resp. 1°	Hora del día
3	2:07.672	+4.508	12:23:51.153	11	2:21.174	+3.764	12:44:35.125				
4	2:05.147	+1.983	12:25:56.300								
5	2:04.303	+1.139	12:28:00.603								
6	2:05.749	+2.585	12:30:06.352								
7	2:04.069	+0.905	12:32:10.421								
8	2:03.266	+0.102	12:34:13.687								
9	2:03.164		12:36:16.851								
10	2:04.767	+1.603	12:38:21.618								
11	2:06.155	+2.991	12:40:27.773								
12	2:03.554	+0.390	12:42:31.327								
13	2:04.047	+0.883	12:44:35.374								
(11) AROA CASTROMAN FIGUEIRA											
1			12:19:24.990								
2	2:12.917	+8.955	12:21:37.907								
3	2:06.329	+2.367	12:23:44.236								
4	2:03.962		12:25:48.198								
5	2:24.297	+20.335	12:28:12.495								
6	2:08.156	+4.194	12:30:20.651								
7	2:06.948	+2.986	12:32:27.599								
8	2:12.511	+8.549	12:34:40.110								
9	2:15.783	+11.821	12:36:55.893								
10	2:10.432	+6.470	12:39:06.325								
11	2:06.426	+2.464	12:41:12.751								
12	2:07.410	+3.448	12:43:20.161								
13	2:04.362	+0.400	12:45:24.523								
(96) MARIA ISABEL CANO GOMEZ											
1			12:19:25.623								
2	2:21.575	+18.649	12:21:47.198								
3	2:10.332	+7.406	12:23:57.530								
4	2:09.397	+6.471	12:26:06.927								
5	2:08.700	+5.774	12:28:15.627								
6	2:09.175	+6.249	12:30:24.802								
7	2:11.769	+8.843	12:32:36.571								
8	2:09.651	+6.725	12:34:46.222								
9	2:12.998	+10.072	12:36:59.220								
10	2:09.045	+6.119	12:39:08.265								
11	2:08.710	+5.784	12:41:16.975								
12	2:06.782	+3.856	12:43:23.757								
13	2:02.926		12:45:26.683								
(357) ISONA BALLART ESTEVE											
1			12:19:24.729								
2	2:10.225	+4.419	12:21:34.954								
3	2:07.012	+1.206	12:23:41.966								
4	2:13.341	+7.535	12:25:55.307								
5	2:10.393	+4.587	12:28:05.700								
6	2:07.130	+1.324	12:30:12.830								
7	2:05.806		12:32:18.636								
8	2:09.061	+3.255	12:34:27.697								
9	4:56.383	+2:50.577	12:39:24.080								
10	2:28.942	+23.136	12:41:53.022								
11	2:31.655	+25.849	12:44:24.677								
(15) MAYRA MORENO BARFUSS											
1			12:19:25.228								
2	2:24.470	+7.060	12:21:49.698								
3	2:22.274	+4.864	12:24:11.972								
4	2:17.410		12:26:29.382								
5	4:08.721	+1:51.311	12:30:38.103								
6	2:20.330	+2.920	12:32:58.433								
7	2:17.742	+0.332	12:35:16.175								
8	2:20.857	+3.447	12:37:37.032								
9	2:17.614	+0.204	12:39:54.646								
10	2:19.305	+1.895	12:42:13.951								

Jefe de cronometraje

Orbits

Director de Carrera





XX Cto de España MX Villa Ducal de Osuna

Vuelta a vuelta


3.- MXFemenino

Circuito El Calvario - OSUNA 1,540 km

RACE 2

03/05/2026 12:20

Carrera (20:00 y 2 Vueltas) iniciado a 12:19:20



Competidores	Vueltas														
	1	2	3	4	5	6	7	8	9	10	11	12	13	14	15
DANIELA GUILLEN GARCIA (255)	1	255	255	255	255	255	255	255	255	255	255	255	255	255	255
CARMEN GOMEZ FERNANDEZ (914)	2	914	128	106	106	106	106	128	128	128	128	128	128	128	128
NATALIA ROSADO BENITO (611)	3	611	106	128	128	128	128	106	106	106	50	50	50	50	50
JANA SANCHEZ NEQUI (128)	4	128	914	50	50	50	50	50	50	50	106	914	914	914	914
ISONA BALLART ESTEVE (357)	5	357	50	914	914	914	914	914	914	914	914	611	611	611	611
ANNA GONZALEZ TOMAS (50)	6	50	611	611	611	611	611	611	611	611	611	106	106	106	106
ZOE QUEROL ALCAÑIZ (106)	7	106	398	398	398	398	398	398	398	398	398	398	398	398	398
AROA CASTROMAN FIGUEIRA (11)	8	11	210	210	210	210	210	210	210	210	269	269	269	269	269
LAIA COBO CARBONERO (711)	9	711	269	269	269	269	269	269	269	269	210	210	210	210	210
AYA VAINER (210)	10	210	357	357	277	277	277	159	159	159	159	277	277	277	277
JULIETA CROCI GRASSI (398)	11	398	277	277	11	48	159	277	277	277	277	159	159	159	159
MAYRA MORENO BARFUSS (15)	12	15	11	11	48	159	48	48	48	48	48	48	48	48	48
LAURA PEÑALVER CARO (277)	13	277	48	48	159	711	711	711	711	711	711	711	711	711	711
ZOE FONT SUBERO (48)	14	48	159	159	357	357	357	357	357	11	11	11	11	11	11
MIRELIS RABADAN RAMIREZ (159)	15	159	711	711	711	11	11	11	11	96	96	96	96	96	96
MARIA ISABEL CANO GOMEZ (96)	16	96	96	96	96	96	96	96	96	357	357	357	357	357	357
IRUNE BERNAL LUQUE (269)	17	269	15	15	15	15	15	15	15	15	15	15	15	15	15

Jefe de cronometraje
Director de Carrera

Orbits






XX Cto de España MX Villa Ducal de Osuna

3.- MXFemenino

Circuito El Calvario - OSUNA 1,540 km

GENERAL



Pos.	Nº	Nombre	Total	OSU1	OSU2	Licencia	Marca	Club
1	255	DANIELA GUILLEN GARCIA	50	25	25	150627-GI	---	Racc M.S.
2	128	JANA SANCHEZ NEQUI	44	22	22	150952-GI	YAMAHA	Mc St.Celoni
3	914	CARMEN GOMEZ FERNANDEZ	38	20	18	226502-M	YAMAHA	Mc. El Búnker
4	50	ANNA GONZALEZ TOMAS	35	15	20	150452-B	KAWASAKI	
5	611	NATALIA ROSADO BENITO	34	18	16	90010-AV	HONDA	MC Vallisoletano
6	106	ZOE QUEROL ALCAÑIZ	31	16	15	150282-L	KAWASAKI	Mc. Segre
7	398	JULIETA CROCI GRASSI	28	14	14	56168-Z	---	
8	210	AYA VAINER	25	13	12	151708-B	YAMAHA	
9	269	IRUNE BERNAL LUQUE	24	11	13	150447-B	TRIUMPH	Amv Torroella
10	277	LAURA PEÑALVER CARO	20	9	11	253861-A	SIN MARCA	
11	159	MIRELIS RABADAN RAMIREZ	20	10	10	199363-PO	KTM	Mc. Papaya
12	11	AROA CASTROMAN FIGUEIRA	19	12	7	199381-PO	KAWASAKI	C.S.R.
13	48	ZOE FONT SUBERO	17	8	9	254002-CS	HONDA	
14	711	LAIA COBO CARBONERO	15	7	8	56165-TE	---	
15	96	MARIA ISABEL CANO GOMEZ	11	5	6	254054-V	TRIUMPH	MC Off Road Novelda Riders
16	357	ISONA BALLART ESTEVE	11	6	5	150472-B	---	Mc. Polea SX
17	15	MAYRA MORENO BARFUSS	8	4	4	56178-Z	YAMAHA	

Jefe de cronometraje

Orbits

Director de Carrera





XX Cto de España MX Villa Ducal de Osuna

Clasificado por mejor tiempo de vuelta

4.- MXS18

Circuito El Calvario - OSUNA 1,540 km

CRONOMETRADOS

02/05/2026 12:00

Clasificación (40:00 Tiempo) iniciado a 11:59:58

Pos.	Nº	Nombre	Total T°	Vueltas	Mejor Tm	Dif. resp. 1º	Dif. anterior	Vel. media	Clase	Marca	Club
1	494	PABLO LARA CABALLERO	39:38.546	19	1:34.861			44,286	MXS18	---	
2	351	CARLOS PRAT SENDRA	40:50.577	19	1:35.371	0.510	0.510	42,984	MXS18	TRIUMPH	Mc. Segre
3	337	BRUNO MIRO RODRIGUEZ	41:55.550	20	1:35.653	0.792	0.282	44,078	MXS18	---	
4	23	ALEJANDRO TORRES FERNANDEZ	41:21.177	22	1:35.720	0.859	0.067	49,157	MXS18	YAMAHA	Mc. Esc. Eduardo Castro
5	385	JORGE SALVADOR DIAZ	40:56.368	20	1:37.098	2.237	1.378	45,140	MXS18	YAMAHA	
6	166	ALEX LASHERAS ORTA	40:38.117	21	1:37.420	2.559	0.322	47,752	MXS18	KTM	CD. TRT Race Service
7	268	SAMUEL TAPIA REDONDO	40:35.498	19	1:37.501	2.640	0.081	43,250	MXS18	---	Miajadas Mc.
8	208	IZAN QUEROL ALCAÑIZ	41:14.261	20	1:37.852	2.991	0.351	44,813	MXS18	KAWASAKI	Mc. Segre
9	214	JOSE LUIS MORENO PANIAGUA	40:22.817	20	1:37.905	3.044	0.053	45,765	MXS18	YAMAHA	Mc. Las Arenas
10	128	OSCAR RUEDA ALCOHOLADO	40:55.057	13	1:38.833	3.972	0.928	29,357	MXS18	YAMAHA	Mc. Esc. Eduardo Castro
11	137	JACOBO ROMAN VELASQUEZ	40:26.662	21	1:38.946	4.085	0.113	47,977	MXS18	YAMAHA	M.N.M.
12	14	TAL OVADIA	40:26.208	19	1:39.636	4.775	0.690	43,416	MXS18	YAMAHA	
13	322	NIL PALLARES MURISCOT	41:26.893	19	1:40.619	5.758	0.983	42,356	MXS18	YAMAHA	Mc. Segre
14	90	BIEL PONS PEREZ	40:02.356	19	1:40.776	5.915	0.157	43,847	MXS18	SIN MARCA	Amv Torroella
15	314	ANGEL MARTINEZ MAS	40:50.685	17	1:41.213	6.352	0.437	38,458	MXS18	BETA TRUEE	MC Domeño Off Road
16	176	VICTOR CORBACHO ROLDAN	41:32.127	20	1:42.149	7.288	0.936	44,492	MXS18	YAMAHA	Mc. Esc. Eduardo Castro
17	274	SANTIAGO CORDERO JIMENEZ	40:40.270	19	1:42.470	7.609	0.321	43,166	MXS18	---	T. Pavo & Rueda R.
18	113	ANTIOCO BENITO VAZQUEZ	41:07.489	20	1:43.029	8.168	0.559	44,936	MXS18	YAMAHA	
19	129	YENEDEY SANCHEZ CACERES	40:16.370	17	1:43.131	8.270	0.102	39,004	MXS18	---	
20	22	ENOL VALLIN GANCEDO	38:50.969	15	1:43.636	8.775	0.505	35,676	MXS18	---	Mc. Villaviciosa
21	18	LUIS FERNANDO ALBA BONET	40:30.484	14	1:45.148	10.287	1.512	31,934	MXS18	YAMAHA	Mc. Formentera-Eivissa
22	11	CHEMA OCAMPOS GUZMAN	40:54.086	15	1:45.372	10.511	0.224	33,886	MXS18	---	
23	114	ADRIAN MUÑOZ ZAMORANO	41:33.549	17	1:45.925	11.064	0.553	37,797	MXS18	HONDA	
24	16	HUGO CIDONCHA MOLANO	41:18.165	16	1:47.412	12.551	1.487	35,794	MXS18	YAMAHA	Mc. Via de la Plata
25	223	ROBERTO RODRIGUEZ LOPEZ	41:40.553	18	1:48.169	13.308	0.757	39,908	MXS18	KTM	
26	28	MANUEL MONTERO RODRIGUEZ	41:36.430	16	1:48.362	13.501	0.193	35,532	MXS18	YAMAHA	Mc. Urso
27	219	IAN BENAVENTE PERDIGÓN	40:46.569	16	1:54.615	19.754	6.253	36,256	MXS18	---	MC Off Road Novelda Riders
28	78	FRANCISCO JOSE JIMENEZ ALBA	42:23.550	16	2:02.960	28.099	8.345	34,874	MXS18	HONDA	

Jefe de cronometraje

Orbits

Director de Carrera



XX Cto de España MX Villa Ducal de Osuna

4.- MXS18

Circuito El Calvario - OSUNA 1,540 km

CRONOMETRADOS

02/05/2026 12:00

Clasificación (40:00 Tiempo) iniciado a 11:59:58

Vuelta	Tiempo de vuelta	Dif. resp. 1°	Hora del día	Vuelta	Tiempo de vuelta	Dif. resp. 1°	Hora del día	Vuelta	Tiempo de vuelta	Dif. resp. 1°	Hora del día
(494) PABLO LARA CABALLERO								(268) SAMUEL TAPIA REDONDO			
1	1:47.385	+12.524	12:02:03.838	1	1:46.174	+10.454	12:01:57.406	21	2:11.204	+33.784	12:40:37.845
2	1:38.505	+3.644	12:03:42.343	2	1:36.300	+0.580	12:03:33.706	1	1:59.722	+22.221	12:02:47.567
3	1:51.539	+16.678	12:05:33.882	3	2:02.139	+26.419	12:05:35.845	2	1:46.755	+9.254	12:04:34.322
4	1:36.050	+1.189	12:07:09.932	4	1:35.912	+0.192	12:07:11.757	3	1:40.288	+2.787	12:06:14.610
5	1:50.647	+15.786	12:09:00.579	5	1:47.115	+11.395	12:08:58.872	4	1:51.403	+13.902	12:08:06.013
6	1:36.136	+1.275	12:10:36.715	6	3:26.592	+150.872	12:12:25.464	5	1:42.684	+5.183	12:09:48.196
7	1:48.635	+13.774	12:12:25.350	7	1:48.700	+12.980	12:14:14.164	6	1:38.356	+0.855	12:11:27.552
8	1:43.618	+8.757	12:14:08.968	8	1:36.043	+0.323	12:15:50.207	7	3:48.939	+2:11.438	12:15:16.491
9	1:35.870	+1.009	12:15:44.838	9	2:07.665	+31.945	12:17:57.872	8	1:37.501		12:16:53.992
10	1:35.630	+0.769	12:17:20.468	10	1:50.855	+15.135	12:19:48.727	9	1:37.864	+0.363	12:18:31.856
11	7:43.177	+6:08.316	12:25:03.645	11	1:36.420	+0.700	12:21:25.147	10	2:03.771	+26.270	12:20:35.627
12	1:57.404	+22.543	12:27:01.049	12	1:49.402	+13.682	12:23:14.549	11	1:51.391	+13.890	12:22:26.018
13	1:35.610	+0.749	12:28:36.659	13	2:00.746	+25.026	12:25:15.295	12	4:49.736	+3:12.235	12:27:16.754
14	2:04.186	+29.325	12:30:40.845	14	1:38.996	+3.276	12:26:54.291	13	2:02.869	+25.368	12:29:19.623
15	1:52.380	+17.519	12:32:33.225	15	1:51.209	+15.489	12:30:21.220	14	1:49.109	+11.608	12:31:08.732
16	1:36.268	+1.407	12:34:09.493	16	1:37.211	+1.491	12:31:58.431	15	1:51.508	+14.007	12:32:59.239
17	1:58.902	+24.041	12:36:08.395	17	1:37.224	+2.004	12:33:36.155	16	1:46.874	+9.373	12:34:46.612
18	1:34.861		12:37:43.256	18	2:12.769	+37.049	12:35:48.924	17	1:57.286	+19.785	12:36:44.897
19	1:54.221	+19.360	12:39:37.477	19	1:50.241	+14.521	12:37:39.165	18	1:52.013	+14.512	12:38:36.910
				20	1:36.079	+0.359	12:39:15.244	19	1:52.013	+14.512	12:38:36.910
				21	1:36.079	+0.359	12:39:15.244				
				22	2:04.864	+29.144	12:41:20.108				
(351) CARLOS PRAT SENDRA				(385) JORGE SALVADOR DIAZ				(208) IZAN QUEROL ALCAÑIZ			
1	1:53.668	+18.297	12:02:59.252	1	1:56.970	+19.872	12:02:49.443	1	1:58.923	+21.071	12:02:58.380
2	1:46.637	+11.266	12:04:45.889	2	1:50.319	+13.221	12:04:39.762	2	1:51.660	+13.808	12:04:50.040
3	1:41.252	+5.881	12:06:27.141	3	1:42.115	+5.017	12:06:21.877	3	1:46.169	+8.317	12:06:36.357
4	1:47.962	+12.591	12:08:15.103	4	1:38.429	+1.331	12:08:00.306	4	1:41.867	+4.015	12:08:18.224
5	1:38.203	+2.832	12:09:53.306	5	1:56.744	+19.646	12:09:57.050	5	1:51.818	+13.966	12:10:10.142
6	2:03.012	+27.641	12:11:56.318	6	1:39.392	+2.294	12:11:36.442	6	1:38.961	+1.109	12:11:49.103
7	1:36.769	+1.398	12:13:33.087	7	1:50.811	+13.713	12:13:27.253	7	3:23.469	+1:45.617	12:15:12.572
8	1:36.361	+0.990	12:15:09.448	8	1:37.098		12:15:04.351	8	2:03.946	+26.094	12:17:16.518
9	6:09.451	+4:34.080	12:21:18.899	9	2:57.454	+1:20.356	12:18:01.805	9	1:46.952	+9.100	12:19:03.470
10	1:36.379	+1.008	12:22:55.278	10	1:37.307	+0.209	12:19:39.112	10	1:37.852		12:20:41.322
11	1:58.353	+22.982	12:24:53.631	11	1:38.704	+1.606	12:21:17.816	11	1:51.127	+13.275	12:22:32.497
12	1:36.526	+1.155	12:26:30.157	12	2:01.218	+24.120	12:23:19.034	12	1:48.460	+10.608	12:24:21.105
13	4:13.345	+2:37.974	12:30:43.502	13	1:37.975	+0.877	12:24:57.009	13	1:51.782	+13.930	12:26:13.035
14	1:35.623	+0.252	12:32:19.125	14	1:53.506	+16.408	12:26:50.515	14	1:40.045	+2.193	12:27:53.028
15	1:35.371		12:33:54.496	15	1:37.711	+0.613	12:28:28.226	15	1:38.320	+0.468	12:29:31.496
16	1:49.894	+14.523	12:35:44.390	16	4:39.415	+3:02.317	12:33:07.641	16	3:14.963	+1:37.111	12:32:46.609
17	1:40.255	+4.884	12:37:24.645	17	1:57.706	+20.608	12:35:05.347	17	1:38.938	+1.086	12:34:25.597
18	1:35.418	+0.047	12:39:00.063	18	1:53.653	+16.555	12:36:59.000	18	1:38.166	+0.314	12:36:03.683
19	1:49.445	+14.074	12:40:49.508	19	1:37.403	+0.305	12:38:36.403	19	3:06.951	+1:29.099	12:39:10.644
				20	2:18.896	+41.798	12:40:55.299	20	2:02.796	+24.944	12:41:13.640
(337) BRUNO MIRO RODRIGUEZ				(166) ALEX LASHERAS ORTA				(214) JOSE LUIS MORENO PANIAGUA			
1	1:59.087	+23.434	12:03:28.354	1	1:56.104	+18.684	12:02:23.221	1	1:56.401	+18.496	12:02:45.847
2	1:48.143	+12.490	12:05:16.497	2	1:49.539	+12.119	12:04:12.760	2	1:45.816	+7.911	12:04:31.763
3	1:40.238	+4.585	12:06:56.735	3	1:50.417	+12.997	12:06:03.177	3	1:45.889	+7.984	12:06:17.747
4	1:49.369	+13.716	12:08:46.104	4	1:48.443	+11.023	12:07:51.620	4	1:41.636	+3.731	12:07:59.478
5	1:45.432	+9.779	12:10:31.536	5	1:39.406	+1.986	12:09:31.026	5	1:40.122	+2.217	12:09:39.695
6	1:37.613	+1.960	12:12:09.149	6	1:54.828	+17.408	12:11:25.854	6	1:44.166	+6.261	12:11:23.961
7	1:55.298	+19.645	12:14:04.447	7	1:38.901	+1.481	12:13:04.755	7	1:45.239	+7.334	12:13:08.195
8	1:37.398	+1.745	12:15:41.845	8	2:04.248	+26.828	12:15:09.003	8	1:40.842	+2.937	12:14:49.132
9	1:49.872	+14.219	12:17:31.717	9	3:30.123	+1:52.703	12:18:39.126	9	1:47.540	+9.635	12:16:37.667
10	1:36.885	+1.232	12:19:08.602	10	1:39.158	+1.738	12:20:18.284	10	4:45.620	+3:07.715	12:21:22.382
11	5:06.831	+3:31.178	12:24:15.433	11	1:55.951	+18.531	12:22:14.235	11	1:39.232	+1.327	12:23:02.609
12	1:35.653		12:25:51.086	12	1:37.420		12:23:51.655	12	1:44.793	+6.888	12:24:46.497
13	1:59.936	+24.283	12:27:51.022	13	1:58.469	+21.049	12:25:50.124	13	1:37.905		12:26:24.402
14	1:36.982	+1.329	12:29:28.004	14	1:37.850	+0.430	12:27:27.974	14	2:02.247	+24.342	12:28:26.644
15	2:00.360	+24.707	12:31:28.364	15	2:03.758	+26.338	12:29:31.732	15	1:41.579	+3.674	12:30:08.223
16	1:37.072	+1.419	12:33:05.436	16	1:39.109	+1.689	12:31:10.841	16	1:38.338	+0.433	12:31:46.566
17	2:15.069	+39.416	12:35:20.505	17	2:02.648	+25.228	12:33:13.489	17	3:26.186	+1:48.281	12:35:13.757
18	1:36.766	+1.113	12:36:57.271	18	1:37.827	+0.407	12:34:51.316	18	1:39.460	+1.555	12:36:52.312
19	2:50.219	+1:14.566	12:39:47.490	19	1:56.908	+19.488	12:36:48.224	19	1:39.455	+1.550	12:38:31.767
20	2:06.991	+31.338	12:41:54.481	20	1:37.620	+0.200	12:38:25.844	20	1:49.753	+11.848	12:40:21.520
(23) ALEJANDRO TORRES FERNANDEZ											

Jefe de cronometraje
Director de Carrera

Orbits



XX Cto de España MX Villa Ducal de Osuna

4.- MXS18

Circuito El Calvario - OSUNA 1,540 km

CRONOMETRADOS

02/05/2026 12:00

Clasificación (40:00 Tiempo) iniciado a 11:59:58

Vuelta	Tiempo de vuelta	Dif. resp. 1°	Hora del día
(128) OSCAR RUEDA ALCOHOLADO			
1	1:43.174	+4.341	12:16:40.075
2	3:46.289	+2:07.456	12:20:26.364
3	1:49.833	+11.000	12:22:16.197
4	1:39.231	+0.398	12:23:55.428
5	1:47.455	+8.622	12:25:42.883
6	1:38.833		12:27:21.716
7	3:09.832	+1:30.999	12:30:31.548
8	1:49.711	+10.878	12:32:21.259
9	1:42.345	+3.512	12:34:03.604
10	1:42.117	+3.284	12:35:45.721
11	1:42.433	+3.600	12:37:28.154
12	1:39.639	+0.806	12:39:07.793
13	1:46.195	+7.362	12:40:53.988
(137) JACOBO ROMAN VELASQUEZ			
1	1:51.954	+13.008	12:02:24.997
2	1:52.320	+13.374	12:04:17.317
3	1:41.722	+2.776	12:05:59.039
4	1:55.109	+16.163	12:07:54.148
5	1:40.521	+1.575	12:09:34.669
6	1:54.902	+15.956	12:11:29.571
7	1:39.536	+0.590	12:13:09.107
8	1:39.891	+0.945	12:14:48.998
9	3:39.667	+2:00.721	12:18:28.665
10	1:39.371	+0.425	12:20:08.036
11	2:00.043	+21.097	12:22:08.079
12	1:39.958	+1.012	12:23:48.037
13	2:06.395	+27.449	12:25:54.432
14	1:43.594	+4.648	12:27:38.026
15	1:56.790	+17.844	12:29:34.816
16	1:41.663	+2.717	12:31:16.479
17	2:00.987	+22.041	12:33:17.466
18	1:40.064	+1.118	12:34:57.530
19	1:51.635	+12.689	12:36:49.165
20	1:38.946		12:38:28.111
21	1:57.482	+18.536	12:40:25.593
(14) TAL OVADIA			
1	2:08.718	+29.082	12:03:04.591
2	1:57.063	+17.427	12:05:01.654
3	1:53.055	+13.419	12:06:54.709
4	1:42.924	+3.288	12:08:37.633
5	2:00.806	+21.170	12:10:38.439
6	1:41.355	+1.719	12:12:19.794
7	2:07.639	+28.003	12:14:27.433
8	1:40.297	+0.661	12:16:07.730
9	4:40.718	+3:01.082	12:20:48.448
10	2:03.482	+23.846	12:22:51.930
11	1:40.209	+0.573	12:24:32.139
12	2:10.059	+30.423	12:26:42.198
13	1:39.708	+0.072	12:28:21.906
14	2:21.734	+42.098	12:30:43.640
15	1:39.636		12:32:23.276
16	2:18.063	+38.427	12:34:41.339
17	1:39.898	+0.262	12:36:21.237
18	2:23.950	+44.314	12:38:45.187
19	1:39.952	+0.316	12:40:25.139
(322) NIL PALLARES MURISCOT			
1	2:01.092	+20.473	12:02:59.541
2	3:23.664	+1:43.045	12:06:23.205
3	1:44.323	+3.704	12:08:07.528
4	1:43.733	+3.114	12:09:51.261
5	2:06.504	+25.885	12:11:57.765

Vuelta	Tiempo de vuelta	Dif. resp. 1°	Hora del día
6	1:40.619		12:13:38.384
7	1:53.840	+13.221	12:15:32.224
8	2:09.095	+28.476	12:17:41.319
9	1:42.010	+1.391	12:19:23.329
10	5:41.842	+4:01.223	12:25:05.171
11	1:57.671	+17.052	12:27:02.842
12	1:41.567	+0.948	12:28:44.409
13	1:41.388	+0.769	12:30:25.797
14	2:04.901	+24.282	12:32:30.698
15	1:42.022	+1.403	12:34:12.720
16	1:42.519	+1.900	12:35:55.239
17	2:03.882	+23.263	12:37:59.121
18	1:44.671	+4.052	12:39:43.792
19	1:42.032	+1.413	12:41:25.824
(90) BIEL PONS PEREZ			
1	2:03.504	+22.728	12:02:45.687
2	1:59.340	+18.564	12:04:45.027
3	1:57.431	+16.655	12:06:42.458
4	1:41.899	+1.123	12:08:24.357
5	2:08.432	+27.656	12:10:32.789
6	2:02.014	+21.238	12:12:34.803
7	1:55.923	+15.147	12:14:30.726
8	1:41.181	+0.405	12:16:11.907
9	2:02.261	+21.485	12:18:14.168
10	4:14.009	+2:33.233	12:22:28.177
11	1:41.654	+0.878	12:24:09.831
12	2:09.649	+28.873	12:26:19.480
13	1:55.445	+14.669	12:28:14.925
14	1:49.131	+8.355	12:30:04.056
15	1:41.224	+0.448	12:31:45.280
16	2:51.898	+1:11.122	12:34:37.178
17	1:41.464	+0.688	12:36:18.642
18	1:40.776		12:37:59.418
19	2:01.869	+21.093	12:40:01.287
(314) ANGEL MARTINEZ MAS			
1	1:58.025	+16.812	12:02:43.836
2	1:43.638	+2.425	12:04:27.474
3	1:42.853	+1.640	12:06:10.327
4	4:14.977	+2:33.764	12:10:25.304
5	1:46.290	+5.077	12:12:11.594
6	1:41.226	+0.013	12:13:52.820
7	2:10.739	+29.526	12:16:03.559
8	1:41.213		12:17:44.772
9	6:32.648	+4:51.435	12:24:17.420
10	1:43.147	+1.934	12:26:00.567
11	1:41.578	+0.365	12:27:42.145
12	2:09.093	+27.880	12:29:51.238
13	1:41.548	+0.335	12:31:32.786
14	4:08.549	+2:27.336	12:35:41.335
15	1:41.462	+0.249	12:37:22.797
16	1:43.081	+1.868	12:39:05.878
17	1:43.738	+2.525	12:40:49.616
(176) VICTOR CORBACHO ROLDAN			
1	1:52.637	+10.488	12:02:17.891
2	1:47.548	+5.399	12:04:05.439
3	1:47.898	+5.749	12:05:53.337
4	1:44.852	+2.703	12:07:38.189
5	1:43.533	+1.384	12:09:21.722
6	3:32.385	+1:50.236	12:12:54.107
7	1:42.947	+0.798	12:14:37.054
8	2:02.828	+20.679	12:16:39.882
9	1:44.271	+2.122	12:18:24.153
10	4:14.416	+2:32.267	12:22:38.569

Vuelta	Tiempo de vuelta	Dif. resp. 1°	Hora del día
11	1:44.638	+2.489	12:24:23.114
12	2:01.745	+19.596	12:26:24.909
13	1:44.110	+1.961	12:28:09.020
14	2:07.508	+25.359	12:30:16.529
15	1:43.798	+1.649	12:32:00.327
16	2:05.153	+23.004	12:34:05.480
17	1:42.864	+0.715	12:35:48.344
18	1:57.188	+15.039	12:37:45.533
19	1:42.149		12:39:27.682
20	2:03.336	+21.187	12:41:31.018
(274) SANTIAGO CORDERO JIMENEZ			
1	1:53.627	+11.157	12:02:29.627
2	1:44.811	+2.341	12:04:14.438
3	2:04.958	+22.488	12:06:19.426
4	1:45.320	+2.850	12:08:04.776
5	1:54.531	+12.061	12:09:59.307
6	1:42.878	+0.408	12:11:42.185
7	2:09.586	+27.116	12:13:51.771
8	2:58.015	+1:15.545	12:16:49.816
9	2:07.458	+24.988	12:18:57.274
10	1:43.076	+0.606	12:20:39.940
11	2:03.135	+20.665	12:22:43.075
12	3:48.167	+2:05.697	12:26:31.272
13	1:44.255	+1.785	12:28:15.557
14	1:55.153	+12.683	12:30:10.740
15	1:42.504	+0.034	12:31:53.244
16	3:21.718	+1:39.248	12:35:14.962
17	1:45.762	+3.292	12:37:00.724
18	1:42.470		12:38:43.194
19	1:56.090	+13.620	12:40:39.214
(113) ANTIOCO BENITO VAZQUEZ			
1	2:02.580	+19.551	12:02:15.580
2	1:54.307	+11.278	12:04:09.857
3	1:48.589	+5.560	12:05:58.446
4	1:46.068	+3.039	12:07:44.524
5	1:44.690	+1.661	12:09:29.215
6	1:54.898	+11.869	12:11:24.184
7	1:53.277	+10.248	12:13:17.461
8	1:43.029		12:15:00.490
9	1:43.329	+0.300	12:16:43.819
10	5:50.015	+4:06.986	12:22:33.805
11	1:55.496	+12.467	12:24:29.272
12	1:44.670	+1.641	12:26:13.913
13	1:45.659	+2.630	12:27:59.562
14	1:57.642	+14.613	12:29:57.175
15	1:43.831	+0.802	12:31:40.977
16	1:44.628	+1.599	12:33:25.576
17	2:03.852	+20.823	12:35:29.428
18	1:43.400	+0.371	12:37:12.829
19	1:45.521	+2.492	12:38:58.321
20	2:08.244	+25.215	12:41:06.536
(129) YENEDEY SANCHEZ CACERES			
1	2:06.186	+23.055	12:02:49.641
2	2:00.116	+16.985	12:04:49.757
3	1:54.334	+11.203	12:06:44.000
4	1:55.220	+12.089	12:08:39.089
5	1:53.284	+10.153	12:10:32.342
6	1:49.574	+6.443	12:12:22.826
7	1:58.756	+15.625	12:14:20.582
8	4:52.969	+3:09.838	12:19:13.551
9	1:43.847	+0.716	12:20:57.367
10	1:43.131		12:22:40.500
11	2:01.581	+18.450	12:24:42.050

Jefe de cronometraje: _____ Director de Carrera: _____ Orbits: _____





XX Cto de España MX Villa Ducal de Osuna

4.- MXS18

Circuito El Calvario - OSUNA 1,540 km

CRONOMETRADOS

02/05/2026 12:00

Clasificación (40:00 Tiempo) iniciado a 11:59:58

Vuelta	Tiempo de vuelta	Dif. resp. 1°	Hora del día	Vuelta	Tiempo de vuelta	Dif. resp. 1°	Hora del día	Vuelta	Tiempo de vuelta	Dif. resp. 1°	Hora del día
(22) ENOL VALLIN GANCEDO				(16) HUGO CIDONCHA MOLANO				(219) IAN BENAVENTE PERDIGÓN			
1	1:59.676	+16.040	12:03:01.831	1	2:17.930	+30.518	12:03:22.010	1	2:13.341	+18.726	12:02:44.000
2	1:53.521	+9.885	12:04:55.352	2	2:05.118	+17.706	12:05:27.128	2	2:03.801	+9.186	12:04:48.000
3	1:50.766	+7.130	12:06:46.118	3	1:52.358	+4.946	12:07:19.486	3	1:58.798	+4.183	12:06:46.000
4	1:44.236	+0.600	12:08:30.354	4	1:48.823	+1.411	12:09:08.309	4	1:56.263	+1.648	12:08:43.000
5	2:10.881	+27.245	12:10:41.235	5	3:21.959	+1:34.547	12:12:30.268	5	1:58.234	+3.619	12:10:41.000
6	2:53.873	+1:10.237	12:13:35.108	6	1:49.365	+1.953	12:14:19.633	6	1:55.678	+1.063	12:12:37.000
7	1:44.800	+1.164	12:15:19.908	7	2:13.636	+26.224	12:16:33.269	7	1:57.952	+3.337	12:14:34.000
8	1:44.247	+0.611	12:17:04.155	8	1:48.962	+1.550	12:18:22.231	8	1:57.348	+2.733	12:16:32.000
9	4:34.493	+2:50.857	12:21:38.648	9	2:07.377	+19.965	12:20:29.608	9	6:56.416	+5:01.801	12:23:28.000
10	1:43.636		12:23:22.284	10	1:48.273	+0.861	12:22:17.881	10	1:58.962	+4.347	12:25:27.000
11	2:15.185	+31.549	12:25:37.469	11	4:12.468	+2:25.056	12:26:30.349	11	2:03.012	+8.397	12:27:30.000
12	2:18.485	+34.849	12:27:55.954	12	2:04.695	+17.283	12:28:35.044	12	1:58.111	+3.496	12:29:28.000
13	3:35.499	+1:51.863	12:31:31.453	13	1:48.157	+0.745	12:30:23.201	13	5:23.879	+3:29.264	12:34:52.000
14	5:34.203	+3:50.567	12:37:05.656	14	5:00.604	+3:13.192	12:35:23.805	14	1:58.983	+4.368	12:36:51.000
15	1:44.244	+0.608	12:38:49.900	15	1:47.412		12:37:11.217	15	1:59.192	+4.577	12:38:50.000
(18) LUIS FERNANDO ALBA BONET				(223) ROBERTO RODRIGUEZ LOPEZ				(78) FRANCISCO JOSE JIMENEZ ALBA			
1	2:00.722	+15.574	12:03:08.444	1	2:02.489	+14.320	12:02:41.128	1	2:20.765	+17.805	12:03:33.000
2	1:52.882	+7.734	12:05:01.326	2	1:56.719	+8.550	12:04:37.847	2	2:11.259	+8.299	12:05:44.000
3	1:47.400	+2.332	12:06:48.806	3	1:50.683	+2.514	12:06:28.530	3	2:05.941	+2.981	12:07:50.000
4	1:49.402	+4.254	12:08:38.208	4	1:59.911	+11.742	12:08:28.441	4	2:05.551	+2.591	12:09:55.000
5	4:11.445	+2:26.297	12:12:49.653	5	1:59.699	+11.530	12:10:28.140	5	4:18.771	+2:15.811	12:14:14.000
6	1:45.527	+0.379	12:14:35.180	6	1:49.095	+0.926	12:12:17.235	6	2:28.108	+25.148	12:16:42.000
7	1:45.491	+0.343	12:16:20.671	7	2:21.522	+33.353	12:14:38.757	7	2:04.598	+1.638	12:18:47.000
8	7:22.771	+5:37.623	12:23:43.442	8	2:03.825	+15.656	12:16:42.582	8	2:05.934	+2.974	12:20:53.000
9	1:45.720	+0.572	12:25:29.162	9	1:48.402	+0.233	12:18:30.984	9	2:03.169	+0.209	12:22:56.000
10	2:00.220	+15.072	12:27:29.382	10	1:48.365	+0.196	12:20:19.349	10	2:05.078	+2.118	12:25:01.000
11	1:45.680	+0.532	12:29:15.062	11	6:37.552	+4:49.383	12:26:56.901	11	4:39.316	+2:36.356	12:29:40.000
12	7:12.288	+5:27.140	12:36:27.350	12	2:07.062	+18.893	12:29:03.963	12	2:06.163	+3.203	12:31:46.000
13	1:45.148		12:38:12.498	13	1:48.761	+0.592	12:30:52.724	13	2:02.960		12:33:49.000
14	2:16.917	+31.769	12:40:29.415	14	1:48.169		12:32:40.893	14	2:05.318	+2.358	12:35:55.000
(11) CHEMA OCAMPOS GUZMAN				(28) MANUEL MONTERO RODRIGUEZ							
1	1:58.021	+12.649	12:02:51.808	1	2:10.752	+22.390	12:02:36.234	1	2:10.752	+22.390	12:02:36.234
2	1:51.459	+6.087	12:04:43.267	2	1:49.674	+1.312	12:04:25.908	2	1:49.674	+1.312	12:04:25.908
3	1:46.564	+1.192	12:06:29.831	3	1:48.637	+0.275	12:06:14.545	3	1:48.637	+0.275	12:06:14.545
4	1:47.666	+2.294	12:08:17.497	4	3:02.658	+1:14.296	12:09:17.203	4	3:02.658	+1:14.296	12:09:17.203
5	5:18.819	+3:33.447	12:13:36.316	5	3:16.344	+1:27.982	12:12:33.547	5	3:16.344	+1:27.982	12:12:33.547
6	1:50.196	+4.824	12:15:26.512	6	1:58.484	+10.122	12:14:32.031	6	1:58.484	+10.122	12:14:32.031
7	1:45.372		12:17:11.884	7	1:48.516	+0.154	12:16:20.547	7	1:48.516	+0.154	12:16:20.547
8	1:55.069	+9.697	12:19:06.953	8	5:44.742	+3:56.380	12:22:05.289	8	5:44.742	+3:56.380	12:22:05.289
9	1:46.732	+1.360	12:20:53.685	9	2:50.091	+1:01.729	12:24:55.380	9	2:50.091	+1:01.729	12:24:55.380
10	9:23.258	+7:37.886	12:30:16.943	10	1:52.290	+3.928	12:26:47.670	10	1:52.290	+3.928	12:26:47.670
11	1:46.299	+0.927	12:32:03.242	11	1:59.825	+11.463	12:28:47.495	11	1:59.825	+11.463	12:28:47.495
12	1:47.007	+1.635	12:33:50.249	12	1:48.362		12:30:35.857	12	1:48.362		12:30:35.857
13	2:06.451	+21.079	12:35:56.700	13	2:19.307	+30.945	12:32:55.164	13	2:19.307	+30.945	12:32:55.164
14	1:54.171	+8.799	12:37:50.871	14	1:49.468	+1.106	12:34:44.632	14	1:49.468	+1.106	12:34:44.632
15	3:02.146	+1:16.774	12:40:53.017	15	4:21.217	+2:32.855	12:39:05.849	15	4:21.217	+2:32.855	12:39:05.849
(114) ADRIAN MUÑOZ ZAMORANO											
1	2:05.114	+19.189	12:02:27.165	16	2:29.512	+41.150	12:41:35.361	16	2:29.512	+41.150	12:41:35.361
2	1:54.858	+8.933	12:04:22.023								
3	1:48.259	+2.334	12:06:10.282								
4	2:11.475	+25.550	12:08:21.757								
5	3:28.566	+1:42.631	12:11:50.313								
6	2:08.871	+22.946	12:13:59.184								
7	1:47.721	+1.796	12:15:46.905								
8	1:47.678	+1.753	12:17:34.583								

Jefe de cronometraje Director de Carrera Orbits





XX Cto de España MX Villa Ducal de Osuna

Vuelta a vuelta

4.- MXS18

Circuito El Calvario - OSUNA 1,540 km

CRONOMETRADOS

02/05/2026 12:00

Clasificación (40:00 Tiempo) iniciado a 11:59:58

Competidores	Vueltas																					
	0	1	2	3	4	5	6	7	8	9	10	11	12	13	14	15	16	17	18	19	20	21
ALEJANDRO TORRES FERNANDEZ (23)	1	23	23	23	494	494	23	494	494	494	494	385	23	385	385	385	23	23	23	23	23	23
ANTIOCO BENITO VAZQUEZ (113)	2	113	494	494	23	23	494	214	166	137	214	337	23	385	23	23	23	166	166	166	166	137
PABLO LARA CABALLERO (494)	3	494	113	176	176	176	176	113	214	214	113	385	137	137	166	166	208	137	137	137	137	166
ADRIAN MUÑOZ ZAMORANO (114)	4	114	176	113	113	113	166	137	113	337	23	166	166	137	137	166	214	208	208	214	214	
VICTOR CORBACHO ROLDAN (176)	5	176	166	166	137	166	166	268	113	385	23	137	268	208	208	208	137	208	385	214	385	385
MANUEL MONTERO RODRIGUEZ (28)	6	28	137	274	166	137	137	137	385	166	385	166	208	214	214	214	337	214	337	113	113	
ALEX LASHERAS ORTA (166)	7	166	114	137	114	214	214	385	351	351	90	223	274	337	337	337	337	385	337	385	208	208
IAN BENAVENTE PERDIGÓN (219)	8	219	274	114	314	385	268	274	274	337	176	268	214	113	113	113	113	113	113	113	176	176
JACOBO ROMAN VELASQUEZ (137)	9	137	28	28	28	274	351	208	337	23	137	274	90	90	176	90	90	176	176	494	494	337
SANTIAGO CORDERO JIMENEZ (274)	10	274	223	314	268	268	385	351	23	14	223	208	337	176	129	274	274	494	494	176	337	
ROBERTO RODRIGUEZ LOPEZ (223)	11	223	314	214	214	351	274	337	129	90	268	214	176	129	90	176	176	90	90	90	90	
BIEL PONS PEREZ (90)	12	90	219	268	274	11	208	223	14	219	166	16	113	351	274	494	14	14	14	268	14	
YENEDEY SANCHEZ CACERES (129)	13	129	90	223	385	208	223	14	90	176	274	90	14	274	14	14	494	268	268	274	268	
ANGEL MARTINEZ MAS (314)	14	314	214	385	351	114	337	129	219	223	208	113	129	14	494	268	268	274	274	14	274	
SAMUEL TAPIA REDONDO (268)	15	268	268	11	223	90	129	23	176	274	322	176	351	494	268	351	351	351	351	351	351	
JOSE LUIS MORENO PANIAGUA (214)	16	214	385	90	11	223	90	90	223	268	16	129	494	268	16	322	322	322	322	322	322	
JORGE SALVADOR DIAZ (385)	17	385	129	351	208	22	14	219	208	22	14	14	22	22	322	223	223	223	223	223	223	
CHEMA OCAMPOS GUZMAN (11)	18	11	11	219	90	14	22	176	268	208	11	351	16	16	351	129	129	129	129	129	129	
TAL OVADIA (14)	19	14	208	129	129	18	219	22	22	114	129	22	223	322	223	28	16	314	314			
NIL PALLARES MURISCOT (322)	20	322	351	208	22	129	114	322	322	322	351	78	322	223	114	16	314	114	114			
IZAN QUEROL ALCAÑIZ (208)	21	208	322	22	219	219	322	314	114	314	22	322	114	114	22	314	114	219				
ENOL VALLIN GANCEDO (22)	22	22	22	18	18	337	314	114	314	16	78	114	219	219	314	114	78	16				
HUGO CIDONCHA MOLANO (16)	23	16	14	14	14	16	16	16	28	11	219	219	314	314	28	78	22	28				
CARLOS PRAT SENDRA (351)	24	351	18	337	337	28	28	28	18	129	114	314	28	28	78	219	219	78				
LUIS FERNANDO ALBA BONET (18)	25	18	16	16	16	322	18	18	16	78	314	28	18	78	219	22	28					
FRANCISCO JOSE JIMENEZ ALBA (78)	26	78	337	78	78	78	11	11	11	28	28	18	78	11	11	11	11					
BRUNO MIRO RODRIGUEZ (337)	27	337	78	322	322	314	78	78	78	18	18	11	11	18	18	18						
OSCAR RUEDA ALCOHOLADO (128)	28	128	128	128	128	128	128	128	128	128	128	128	128	128	128	128						

Jefe de cronometraje

Orbits

Director de Carrera





XX Cto de España MX Villa Ducal de Osuna

Clasificado por mejor tiempo de vuelta

4.- MXS18

Circuito El Calvario - OSUNA 1,540 km

WARM UP

03/05/2026 09:30

Práctica (10:00 Tiempo) iniciado a 9:30:00

Pos.	Nº	Nombre	Total Tº	Vueltas	Mejor Tm	Dif. resp. 1º	resp. anterior	Velocidad r	Clase	Marca	Club
1	351	CARLOS PRAT SENDRA	11:24.081	6	1:46.783			48,626	MXS18	TRIUMPH	Mc. Segre
2	337	BRUNO MIRO RODRIGUEZ	12:01.496	5	1:47.695	0.912	0.912	38,420	MXS18	---	
3	268	SAMUEL TAPIA REDONDO	11:48.178	5	1:50.387	3.604	2.692	39,143	MXS18	---	Miajadas Mc.
4	23	ALEJANDRO TORRES FERNANDEZ	10:03.513	5	1:51.737	4.954	1.350	45,931	MXS18	YAMAHA	Mc. Esc. Eduardo Castro
5	14	TAL OVADIA	11:01.326	5	1:51.932	5.149	0.195	41,916	MXS18	YAMAHA	
6	385	JORGE SALVADOR DIAZ	11:15.755	5	1:53.716	6.933	1.784	41,021	MXS18	YAMAHA	
7	129	YENEDEY SANCHEZ CACERES	10:30.505	5	1:54.239	7.456	0.523	43,965	MXS18	---	
8	90	BIEL PONS PEREZ	11:42.180	5	1:54.353	7.570	0.114	39,477	MXS18	SIN MARCA	Amv Torroella
9	128	OSCAR RUEDA ALCOHOLADO	10:17.790	5	1:55.650	8.867	1.297	44,870	MXS18	YAMAHA	Mc. Esc. Eduardo Castro
10	214	JOSE LUIS MORENO PANIAGUA	10:22.003	5	1:55.914	9.131	0.264	44,566	MXS18	YAMAHA	Mc. Las Arenas
11	322	NIL PALLARES MURISCOT	11:03.568	5	1:57.821	11.038	1.907	41,774	MXS18	YAMAHA	Mc. Segre
12	274	SANTIAGO CORDERO JIMENEZ	11:46.097	5	1:57.915	11.132	0.094	39,258	MXS18	---	T. Pavo & Rueda R.
13	22	ENOL VALLIN GANCEDO	12:13.432	5	1:58.316	11.533	0.401	37,795	MXS18	---	Mc. Villaviciosa
14	113	ANTIOCO BENITO VAZQUEZ	10:36.989	5	2:00.420	13.637	2.104	43,517	MXS18	YAMAHA	
15	176	VICTOR CORBACHO ROLDAN	10:58.109	5	2:00.876	14.093	0.456	42,121	MXS18	YAMAHA	Mc. Esc. Eduardo Castro
16	18	LUIS FERNANDO ALBA BONET	9:59.382	4	2:02.721	15.938	1.845	36,998	MXS18	YAMAHA	Mc. Formentera-Eivissa
17	11	CHEMA OCAMPOS GUZMAN	4:55.215	2	2:04.303	17.520	1.582	37,559	MXS18	---	
18	16	HUGO CIDONCHA MOLANO	10:24.575	4	2:10.249	23.466	5.946	35,506	MXS18	YAMAHA	Mc. Via de la Plata
19	28	MANUEL MONTERO RODRIGUEZ	11:11.162	4	2:13.074	26.291	2.825	33,041	MXS18	YAMAHA	Mc. Urso
20	114	ADRIAN MUÑOZ ZAMORANO	10:16.983	4	2:15.377	28.594	2.303	35,943	MXS18	HONDA	
21	219	IAN BENAVENTE PERDIGÓN	10:48.743	4	2:30.108	43.325	14.731	34,183	MXS18	---	MC Off Road Novelda Riders
22	78	FRANCISCO JOSE JIMENEZ ALBA	11:57.564	4	2:40.282	53.499	10.174	30,905	MXS18	HONDA	
23	137	JACOBO ROMAN VELASQUEZ	1:27.579					-	MXS18	YAMAHA	M.N.M.
24	166	ALEX LASHERAS ORTA	1:42.099					-	MXS18	KTM	CD. TRT Race Service
25	208	IZAN QUEROL ALCAÑIZ						-	MXS18	KAWASAKI	Mc. Segre
26	223	ROBERTO RODRIGUEZ LOPEZ						-	MXS18	KTM	
27	314	ANGEL MARTINEZ MAS						-	MXS18	BETA TRUEE	MC Domeño Off Road
28	494	PABLO LARA CABALLERO						-	MXS18	---	

Jefe de cronometraje

Orbits

Director de Carrera





XX Cto de España MX Villa Ducal de Osuna

4.- MXS18

Circuito El Calvario - OSUNA 1,540 km

WARM UP

03/05/2026 09:30

Práctica (10:00 Tiempo) iniciado a 9:30:00

Vuelta	Tiempo de vuelta	Dif. resp. 1°	Hora del día	Vuelta	Tiempo de vuelta	Dif. resp. 1°	Hora del día	Vuelta	Tiempo de vuelta	Dif. resp. 1°	Hora d
(351) CARLOS PRAT SENDRA				1	2:08.592	+12.678	9:32:24.638	3	2:27.211	+11.834	9:37:33
1	2:02.133	+15.350	9:32:22.167	2	2:04.073	+8.159	9:34:28.711	4	2:44.068	+28.691	9:40:17
2	1:50.778	+3.995	9:34:12.945	3	1:55.914		9:36:24.625	(219) IAN BENAVENTE PERDIGÓN			
3	1:46.961	+0.178	9:35:59.906	4	1:56.835	+0.921	9:38:21.460	1	2:41.001	+10.893	9:33:18
4	1:51.130	+4.347	9:37:51.036	5	2:01.302	+5.388	9:40:22.762	2	2:30.781	+0.673	9:35:49
5	1:46.783		9:39:37.819	(322) NIL PALLARES MURISCOT				3	2:30.355	+0.247	9:38:19
6	1:47.021	+0.238	9:41:24.840	1	2:22.544	+24.723	9:32:54.323	4	2:30.108		9:40:49
(337) BRUNO MIRO RODRIGUEZ				2	2:03.945	+6.124	9:34:58.268	(78) FRANCISCO JOSE JIMENEZ ALBA			
1	2:03.694	+15.999	9:33:16.609	3	2:09.021	+11.200	9:37:07.289	1	2:40.282		9:33:34
2	1:51.565	+3.870	9:35:08.174	4	1:59.217	+1.396	9:39:06.506	2	2:44.203	+3.921	9:36:19
3	2:02.557	+14.862	9:37:10.731	5	1:57.821		9:41:04.327	3	2:50.221	+9.939	9:39:09
4	1:47.695		9:38:58.426	(274) SANTIAGO CORDERO JIMENEZ				4	2:48.918	+8.636	9:41:58
5	3:03.829	+1:16.134	9:42:02.255	1	2:49.639	+51.724	9:33:23.164				
(268) SAMUEL TAPIA REDONDO				2	2:05.616	+7.701	9:35:28.780				
1	1:59.955	+9.568	9:32:17.539	3	2:00.471	+2.556	9:37:29.251				
2	1:50.387		9:34:07.926	4	1:57.915		9:39:27.166				
3	2:06.754	+16.367	9:36:14.680	5	2:19.690	+21.775	9:41:46.856				
4	1:56.969	+6.582	9:38:11.649	(22) ENOL VALLIN GANCEDO							
5	3:37.288	+1:46.901	9:41:48.937	1	2:16.485	+18.169	9:33:00.366				
(23) ALEJANDRO TORRES FERNANDEZ				2	2:01.527	+3.211	9:35:01.893				
1	2:00.861	+9.124	9:32:13.074	3	1:58.316		9:37:00.209				
2	1:51.737		9:34:04.811	4	2:12.104	+13.788	9:39:12.313				
3	1:51.758	+0.021	9:35:56.569	5	3:01.878	+1:03.562	9:42:14.191				
4	2:04.083	+12.346	9:38:00.652	(113) ANTIOCO BENITO VAZQUEZ							
5	2:03.620	+11.883	9:40:04.272	1	2:07.972	+7.552	9:32:28.175				
(14) TAL OVADIA				2	2:02.382	+1.962	9:34:30.557				
1	2:15.196	+23.264	9:32:44.307	3	2:05.056	+4.636	9:36:35.613				
2	1:58.277	+6.345	9:34:42.584	4	2:01.715	+1.295	9:38:37.328				
3	2:04.351	+12.419	9:36:46.935	5	2:00.420		9:40:37.748				
4	1:51.932		9:38:38.867	(176) VICTOR CORBACHO ROLDAN							
5	2:23.218	+31.286	9:41:02.085	1	2:19.310	+18.434	9:32:47.047				
(385) JORGE SALVADOR DIAZ				2	2:07.344	+6.468	9:34:54.391				
1	2:32.316	+38.600	9:33:19.683	3	2:01.138	+0.262	9:36:55.529				
2	2:06.940	+13.224	9:35:26.623	4	2:02.463	+1.587	9:38:57.992				
3	1:55.916	+2.200	9:37:22.539	5	2:00.876		9:40:58.868				
4	1:53.716		9:39:16.255	(18) LUIS FERNANDO ALBA BONET							
5	2:00.259	+6.543	9:41:16.514	1	2:17.118	+14.397	9:33:36.722				
(129) YENEDEY SANCHEZ CACERES				2	2:08.442	+5.721	9:35:45.164				
1	2:11.208	+16.969	9:32:32.790	3	2:12.256	+9.535	9:37:57.420				
2	2:02.423	+8.184	9:34:35.213	4	2:02.721		9:40:00.141				
3	1:55.215	+0.976	9:36:30.428	(11) CHEMA OCAMPOS GUZMAN							
4	1:54.239		9:38:24.667	1	2:16.764	+12.461	9:32:51.671				
5	2:06.597	+12.358	9:40:31.264	2	2:04.303		9:34:55.974				
(90) BIEL PONS PEREZ				(16) HUGO CIDONCHA MOLANO							
1	2:20.349	+25.996	9:33:12.574	1	2:23.036	+12.787	9:33:04.752				
2	2:11.727	+17.374	9:35:24.301	2	2:10.249		9:35:15.001				
3	1:54.353		9:37:18.654	3	2:38.041	+27.792	9:37:53.042				
4	2:21.633	+27.280	9:39:40.287	4	2:32.292	+22.043	9:40:25.334				
5	2:02.652	+8.299	9:41:42.939	(28) MANUEL MONTERO RODRIGUEZ							
(128) OSCAR RUEDA ALCOHOLADO				1	2:21.775	+8.701	9:33:02.652				
1	2:09.707	+14.057	9:32:23.987	2	2:52.459	+39.385	9:35:55.111				
2	1:59.563	+3.913	9:34:23.550	3	2:13.074		9:38:08.185				
3	1:58.541	+2.891	9:36:22.091	4	3:03.736	+50.662	9:41:11.921				
4	1:55.650		9:38:17.741	(114) ADRIAN MUÑOZ ZAMORANO							
5	2:00.808	+5.158	9:40:18.549	1	2:26.241	+10.864	9:32:51.086				
(214) JOSE LUIS MORENO PANIAGUA				2	2:15.377		9:35:06.463				





XX Cto de España MX Villa Ducal de Osuna

Vuelta a vuelta

4.- MXS18

Circuito El Calvario - OSUNA 1,540 km

WARM UP

03/05/2026 09:30

Práctica (10:00 Tiempo) iniciado a 9:30:00

Competidores	Vueltas							
	0	1	2	3	4	5	6	
ALEJANDRO TORRES FERNANDEZ (23)	1	23	23	23	23	351	351	351
OSCAR RUEDA ALCOHOLADO (128)	2	128	268	268	351	23	23	
JOSE LUIS MORENO PANIAGUA (214)	3	214	351	351	268	268	128	
SAMUEL TAPIA REDONDO (268)	4	268	128	128	128	128	214	
CARLOS PRAT SENDRA (351)	5	351	214	214	214	214	129	
ANTIOCO BENITO VAZQUEZ (113)	6	113	113	113	129	129	113	
YENEDEY SANCHEZ CACERES (129)	7	129	129	129	113	113	176	
ADRIAN MUÑOZ ZAMORANO (114)	8	114	14	14	14	14	14	
VICTOR CORBACHO ROLDAN (176)	9	176	176	176	176	176	322	
TAL OVADIA (14)	10	14	114	11	22	337	385	
NIL PALLARES MURISCOT (322)	11	322	11	322	322	322	90	
SANTIAGO CORDERO JIMENEZ (274)	12	274	322	22	337	22	274	
CHEMA OCAMPOS GUZMAN (11)	13	11	22	114	90	385	268	
IAN BENAVENTE PERDIGÓN (219)	14	219	28	337	385	274	337	
MANUEL MONTERO RODRIGUEZ (28)	15	28	16	16	274	90	22	
HUGO CIDONCHA MOLANO (16)	16	16	90	90	114	18		
ENOL VALLIN GANCEDO (22)	17	22	337	385	16	114		
JORGE SALVADOR DIAZ (385)	18	385	219	274	18	16		
BIEL PONS PEREZ (90)	19	90	385	18	28	219		
FRANCISCO JOSE JIMENEZ ALBA (78)	20	78	274	219	219	28		
BRUNO MIRO RODRIGUEZ (337)	21	337	78	28	78	78		
LUIS FERNANDO ALBA BONET (18)	22	18	18	78				
JACOBO ROMAN VELASQUEZ (137)	23	137						
ALEX LASHERAS ORTA (166)	24	166						
-	25							
-	26							
-	27							
-	28							

Jefe de cronometraje

Orbits

Director de Carrera





XX Cto de España MX Villa Ducal de Osuna

Clasificado por vueltas

4.- MXS18 Circuito El Calvario - OSUNA 1,540 km
 RACE 1 03/05/2026 10:45
 Carrera (25:00 y 2 Vueltas) iniciado a 10:45:10

Pos.	Nº	Nombre	Puntos	Mejor Tm	Dif. resp. 1º	Dif. anterior	Vueltas	Total Tº	Vel. media	Reg. Piloto	Marca
1	337	BRUNO MIRO RODRIGUEZ	25	1:41.609			17	29:35.311	53,088	150415-T	---
2	351	CARLOS PRAT SENDRA	22	1:42.923	38.327	38.327	17	30:13.638	51,966	150281-L	TRIUMPH
3	166	ALEX LASHERAS ORTA	20	1:43.877	43.474	5.147	17	30:18.785	51,819	27583-SE	KTM
4	23	ALEJANDRO TORRES FERNANDEZ	18	1:43.750	49.326	5.852	17	30:24.637	51,653	27609-MA	YAMAHA
5	268	SAMUEL TAPIA REDONDO	16	1:43.999	52.169	2.843	17	30:27.480	51,573	191165-CC	---
6	494	PABLO LARA CABALLERO	15	1:43.862	1:42.958	50.789	17	31:18.269	50,178	27607-MA	---
7	137	JACOBO ROMAN VELASQUEZ	14	1:47.671	1:51.341	8.383	17	31:26.652	49,955	199339-C	YAMAHA
8	385	JORGE SALVADOR DIAZ	13	1:48.778	1 Vuelta	1 Vuelta	16	29:45.038	49,693	226450-M	YAMAHA
9	208	IZAN QUEROL ALCAÑIZ	12	1:48.761	1 Vuelta	12.978	16	29:58.016	49,334	150384-L	KAWASAKI
10	90	BIEL PONS PEREZ	11	1:50.169	1 Vuelta	11.084	16	30:09.100	49,032	150467-B	SIN MARCA
11	322	NIL PALLARES MURISCOT	10	1:51.730	1 Vuelta	21.663	16	30:30.763	48,452	150373-L	YAMAHA
12	214	JOSE LUIS MORENO PANIAGUA	9	1:48.314	1 Vuelta	2.005	16	30:32.768	48,399	191166-CC	YAMAHA
13	128	OSCAR RUEDA ALCOHOLADO	8	1:51.239	1 Vuelta	5.930	16	30:38.698	48,243	27617-MA	YAMAHA
14	129	YENEDEY SANCHEZ CACERES	7	1:51.501	1 Vuelta	10.232	16	30:48.930	47,976	68852-GC	---
15	18	LUIS FERNANDO ALBA BONET	6	1:53.249	1 Vuelta	40.639	16	31:29.569	46,944	69793-IB	YAMAHA
16	274	SANTIAGO CORDERO JIMENEZ	5	1:53.569	2 Vueltas	1 Vuelta	15	29:43.248	46,634	191169-BA	---
17	14	TAL OVADIA	4	1:51.076	2 Vueltas	26.636	15	30:09.884	45,948	IMSF-2990	YAMAHA
18	314	ANGEL MARTINEZ MAS	3	1:56.693	2 Vueltas	1.352	15	30:11.236	45,913	253837-CS	BETA TRUEBA
19	22	ENOL VALLIN GANCEDO	2	1:57.339	2 Vueltas	50.183	15	31:01.419	44,676	61116-AS	---
20	11	CHEMA OCAMPOS GUZMAN	1	1:57.292	2 Vueltas	3.216	15	31:04.635	44,599	27595-CO	---
21	114	ADRIAN MUÑOZ ZAMORANO	0	1:57.688	2 Vueltas	20.978	15	31:25.613	44,102	27893-CO	HONDA
22	113	ANTIOCO BENITO VAZQUEZ	0	1:59.304	3 Vueltas	1 Vuelta	14	29:41.577	43,566	68850-GC	YAMAHA
23	223	ROBERTO RODRIGUEZ LOPEZ	0	2:01.578	4 Vueltas	1 Vuelta	13	30:16.471	39,677	86638-S	KTM
24	219	IAN BENAVENTE PERDIGÓN	0	2:16.604	5 Vueltas	1 Vuelta	12	30:24.961	36,454	253950-A	---
25	78	FRANCISCO JOSE JIMENEZ ALBA	0	2:30.559	6 Vueltas	1 Vuelta	11	30:04.640	33,793	28242-CA	HONDA
No clasificado											
NT	16	HUGO CIDONCHA MOLANO	0	2:02.860	NT		4	8:37.129	42,883	191163-BA	YAMAHA
NT	28	MANUEL MONTERO RODRIGUEZ	0	2:06.228	NT		3	9:46.651	28,351	27711-SE	YAMAHA
NT	176	VICTOR CORBACHO ROLDAN	0		NT				-	27597-MA	YAMAHA

Márgen de victoria	Velocidad media	Mejor tº de vuelta	Mejor Vel.	Mejor vuelta para
38.327	53,088	1:41.609	54,562	337 - BRUNO MIRO RODRIGUEZ

Jefe de cronometraje _____ Orbits
 Director de Carrera _____



XX Cto de España MX Villa Ducal de Osuna

4.- MXS18

Circuito El Calvario - OSUNA 1,540 km

RACE 1

03/05/2026 10:45

Carrera (25:00 y 2 Vueltas) iniciado a 10:45:10

Vuelta	Tiempo de vuelta	Dif. resp. 1º	Hora del día	Vuelta	Tiempo de vuelta	Dif. resp. 1º	Hora del día	Vuelta	Tiempo de vuelta	Dif. resp. 1º	Hora del día
(337) BRUNO MIRO RODRIGUEZ											
1			10:46:59.512	8	1:46.558	+2.808	10:59:29.555	17	1:54.040	+6.369	11:16:36
2	1:43.515	+1.906	10:48:43.027	9	1:46.983	+3.233	11:01:16.538	(385) JORGE SALVADOR DIAZ			
3	1:42.019	+0.410	10:50:25.046	10	1:44.083	+0.333	11:03:00.621	1			10:47:17
4	1:41.609		10:52:06.655	11	1:44.817	+1.067	11:04:45.438	2	1:52.129	+3.351	10:49:09
5	1:41.678	+0.069	10:53:48.333	12	1:47.056	+3.306	11:06:32.494	3	1:51.025	+2.247	10:51:00
6	1:43.214	+1.605	10:55:31.547	13	1:46.912	+3.162	11:08:19.406	4	1:53.780	+5.002	10:52:54
7	1:41.996	+0.387	10:57:13.543	14	1:48.753	+5.003	11:10:08.159	5	1:50.138	+1.360	10:54:44
8	1:45.729	+4.120	10:58:59.272	15	1:48.982	+5.232	11:11:57.141	6	1:49.233	+0.455	10:56:33
9	1:43.974	+2.365	11:00:43.246	16	1:47.178	+3.428	11:13:44.319	7	1:51.077	+2.299	10:58:24
10	1:44.698	+3.089	11:02:27.944	17	1:50.323	+6.573	11:15:34.642	8	1:49.611	+0.833	11:00:14
11	1:43.419	+1.810	11:04:11.363	(268) SAMUEL TAPIA REDONDO				9	1:51.213	+2.435	11:02:05
12	1:46.836	+5.227	11:05:58.199	1			10:47:10.350	10	1:49.977	+1.199	11:03:55
13	1:45.353	+3.744	11:07:43.552	2	1:47.440	+3.441	10:48:57.790	11	1:51.824	+3.046	11:05:47
14	1:45.099	+3.490	11:09:28.651	3	1:44.869	+0.870	10:50:42.659	12	1:49.086	+0.308	11:07:36
15	1:44.642	+3.033	11:11:13.293	4	1:46.657	+2.658	10:52:29.316	13	1:49.352	+0.574	11:09:25
16	1:45.387	+3.778	11:12:58.680	5	1:45.151	+1.152	10:54:14.467	14	1:49.662	+0.884	11:11:15
17	1:46.636	+5.027	11:14:45.316	6	1:47.955	+3.956	10:56:02.422	15	1:48.778		11:13:04
(351) CARLOS PRAT SENDRA				7	1:45.343	+1.344	10:57:47.765	16	1:50.725	+1.947	11:14:55
1			10:47:02.300	8	1:44.116	+0.117	10:59:31.881	(208) IZAN QUEROL ALCAÑIZ			
2	1:43.361	+0.438	10:48:45.661	9	1:46.664	+2.665	11:01:18.545	1			10:47:14
3	1:48.072	+5.149	10:50:33.733	10	1:43.999		11:03:02.544	2	1:52.975	+4.214	10:49:07
4	1:42.923		10:52:16.656	11	1:45.780	+1.781	11:04:48.324	3	1:50.685	+1.924	10:50:56
5	1:47.454	+4.531	10:54:04.110	12	1:48.552	+4.553	11:06:36.876	4	1:51.413	+2.652	10:52:49
6	1:46.417	+3.494	10:55:50.527	13	1:46.560	+2.561	11:08:23.436	5	1:51.603	+2.842	10:54:41
7	1:44.440	+1.517	10:57:34.967	14	1:47.282	+3.283	11:10:10.718	6	1:51.877	+3.116	10:56:33
8	1:45.395	+2.472	10:59:20.362	15	1:52.633	+8.634	11:12:03.351	7	1:55.661	+6.900	10:58:28
9	1:45.776	+2.853	11:01:06.138	16	1:45.876	+1.877	11:13:49.227	8	1:52.212	+3.451	11:00:20
10	1:44.997	+2.074	11:02:51.135	17	1:48.258	+4.259	11:15:37.485	9	1:48.761		11:02:09
11	1:47.163	+4.240	11:04:38.298	(494) PABLO LARA CABALLERO				10	1:50.374	+1.613	11:04:00
12	1:48.878	+5.955	11:06:27.176	1			10:47:04.377	11	1:51.511	+2.750	11:05:51
13	1:46.332	+3.409	11:08:13.508	2	1:46.498	+2.636	10:48:50.875	12	1:50.394	+1.633	11:07:41
14	1:48.596	+5.673	11:10:02.104	3	1:46.595	+2.733	10:50:37.470	13	1:53.233	+4.472	11:09:35
15	1:46.490	+3.567	11:11:48.594	4	1:44.766	+0.904	10:52:22.236	14	1:50.564	+1.803	11:11:25
16	1:45.861	+2.938	11:13:34.455	5	1:43.862		10:54:06.098	15	1:51.133	+2.372	11:13:16
17	1:49.188	+6.265	11:15:23.643	6	2:17.020	+33.158	10:56:23.118	16	1:51.175	+2.414	11:15:08
(166) ALEX LASHERAS ORTA				7	1:56.037	+12.175	10:58:19.155	(90) BIEL PONS PEREZ			
1			10:47:02.958	8	1:50.400	+6.538	11:00:09.555	1			10:47:21
2	1:47.160	+3.283	10:48:50.118	9	1:48.094	+4.232	11:01:57.649	2	1:54.379	+4.210	10:49:16
3	1:45.100	+1.223	10:50:35.218	10	1:48.152	+4.290	11:03:45.801	3	1:52.405	+2.236	10:51:08
4	1:45.567	+1.690	10:52:20.785	11	1:47.414	+3.552	11:05:33.215	4	1:50.319	+0.150	10:52:58
5	1:44.408	+0.531	10:54:05.193	12	1:47.161	+3.299	11:07:20.376	5	1:50.410	+0.241	10:54:49
6	1:46.659	+2.782	10:55:51.852	13	1:47.218	+3.356	11:09:07.594	6	1:53.300	+3.131	10:56:42
7	1:46.258	+2.381	10:57:38.110	14	1:48.551	+4.689	11:10:56.145	7	1:50.225	+0.056	10:58:32
8	1:45.903	+2.026	10:59:24.013	15	1:51.615	+7.753	11:12:47.760	8	1:54.012	+3.843	11:00:26
9	1:46.954	+3.077	11:01:10.967	16	1:48.581	+4.719	11:14:36.341	9	1:53.441	+3.272	11:02:20
10	1:45.534	+1.657	11:02:56.501	17	1:51.933	+8.071	11:16:28.274	10	1:50.831	+0.662	11:04:10
11	1:43.877		11:04:40.378	(137) JACOBO ROMAN VELASQUEZ				11	1:54.289	+4.120	11:06:05
12	1:48.855	+4.978	11:06:29.233	1			10:47:12.670	12	1:50.169		11:07:55
13	1:48.234	+4.357	11:08:17.467	2	1:50.252	+2.581	10:49:02.922	13	1:50.731	+0.562	11:09:46
14	1:48.188	+4.311	11:10:05.655	3	1:51.980	+4.309	10:50:54.902	14	1:50.295	+0.126	11:11:36
15	1:48.439	+4.562	11:11:54.094	4	1:50.449	+2.778	10:52:45.351	15	1:51.375	+1.206	11:13:27
16	1:46.144	+2.267	11:13:40.238	5	1:48.756	+1.085	10:54:34.107	16	1:51.260	+1.091	11:15:19
17	1:48.552	+4.675	11:15:28.790	6	1:52.029	+4.358	10:56:26.136	(322) NIL PALLARES MURISCOT			
(23) ALEJANDRO TORRES FERNANDEZ				7	1:49.397	+1.726	10:58:15.533	1			10:47:18
1			10:47:08.479	8	1:47.671		11:00:03.204	2	1:55.923	+4.193	10:49:14
2	1:45.476	+1.726	10:48:53.955	9	1:47.755	+0.084	11:01:50.959	3	1:54.391	+2.661	10:51:09
3	1:45.512	+1.762	10:50:39.467	10	1:50.086	+2.415	11:03:41.045	4	1:56.463	+4.733	10:53:05
4	1:44.787	+1.037	10:52:24.254	11	1:49.904	+2.233	11:05:30.949	5	1:52.494	+0.764	10:54:58
5	1:43.750		10:54:08.004	12	1:51.949	+4.278	11:07:22.898	6	1:54.456	+2.726	10:56:52
6	1:47.622	+3.872	10:55:55.626	13	1:51.182	+3.511	11:09:14.080	7	1:52.686	+0.956	10:58:45
7	1:47.371	+3.621	10:57:42.997	14	1:51.777	+4.106	11:11:05.857	8	1:51.730		11:00:37
				15	1:48.852	+1.181	11:12:54.709	9	1:51.797	+0.067	11:02:28
				16	1:47.908	+0.237	11:14:42.617				



XX Cto de España MX Villa Ducal de Osuna

4.- MXS18

Circuito El Calvario - OSUNA 1,540 km

RACE 1

03/05/2026 10:45

Carrera (25:00 y 2 Vueltas) iniciado a 10:45:10

Vuelta	Tiempo de vuelta	Dif. resp. 1°	Hora del día	Vuelta	Tiempo de vuelta	Dif. resp. 1°	Hora del día	Vuelta	Tiempo de vuelta	Dif. resp. 1°	Hora del día
10	1:51.788	+0.058	11:04:20.680	4	1:55.375	+2.126	10:53:07.554	1			10:47:26
11	1:51.761	+0.031	11:06:12.441	5	1:54.631	+1.382	10:55:02.185	2	2:03.093	+5.754	10:49:29
12	1:52.404	+0.674	11:08:04.845	6	1:59.121	+5.872	10:57:01.306	3	1:59.492	+2.153	10:51:28
13	1:55.596	+3.866	11:10:00.441	7	2:04.216	+10.967	10:59:05.522	4	1:57.339		10:53:26
14	1:53.268	+1.538	11:11:53.709	8	1:57.409	+4.160	11:01:02.931	5	2:23.800	+26.461	10:55:50
15	1:54.119	+2.389	11:13:47.828	9	1:55.638	+2.389	11:02:58.569	6	2:01.292	+3.953	10:57:51
16	1:52.940	+1.210	11:15:40.768	10	1:57.057	+3.808	11:04:55.626	7	1:57.370	+0.031	10:59:48
(214) JOSE LUIS MORENO PANIAGUA				11	1:55.464	+2.215	11:06:51.090	8	1:59.437	+2.098	11:01:48
1			10:47:16.555	12	1:56.174	+2.925	11:08:47.264	9	2:03.178	+5.839	11:03:51
2	1:52.704	+4.390	10:49:09.259	13	1:57.284	+4.035	11:10:44.548	10	2:01.694	+4.355	11:05:53
3	1:51.068	+2.754	10:51:00.327	14	1:58.043	+4.794	11:12:42.591	11	2:05.592	+8.253	11:07:58
4	2:20.611	+32.297	10:53:20.938	15	1:57.648	+4.399	11:14:40.239	12	2:06.607	+9.268	11:10:05
5	1:50.120	+1.806	10:55:11.058	16	1:59.335	+6.086	11:16:39.574	13	2:07.044	+9.705	11:12:12
6	1:51.656	+3.342	10:57:02.714	(274) SANTIAGO CORDERO JIMENEZ				14	2:00.202	+2.863	11:14:12
7	1:52.176	+3.862	10:58:54.890	1			10:47:28.480	15	1:58.940	+1.601	11:16:11
8	1:54.066	+5.752	11:00:48.956	2	2:00.246	+6.677	10:49:28.726	(11) CHEMA OCAMPOS GUZMAN			
9	1:51.508	+3.194	11:02:40.464	3	1:58.122	+4.553	10:51:26.848	1			10:47:32
10	1:51.182	+2.868	11:04:31.646	4	1:57.032	+3.463	10:53:23.880	2	2:05.035	+7.743	10:49:37
11	1:55.195	+6.881	11:06:26.841	5	1:58.420	+4.851	10:55:22.300	3	1:58.337	+1.045	10:51:35
12	1:50.222	+1.908	11:08:17.063	6	1:56.687	+3.118	10:57:18.987	4	2:26.881	+29.589	10:54:02
13	1:50.699	+2.385	11:10:07.762	7	1:55.736	+2.167	10:59:14.723	5	2:06.512	+9.220	10:56:05
14	1:55.321	+7.007	11:12:03.083	8	1:56.424	+2.855	11:01:11.147	6	1:58.536	+1.244	10:58:07
15	1:51.376	+3.062	11:13:54.459	9	1:58.694	+5.125	11:03:09.841	7	1:59.924	+2.632	11:00:07
16	1:48.314		11:15:42.773	10	1:55.724	+2.155	11:05:05.565	8	2:00.475	+3.183	11:02:08
(128) OSCAR RUEDA ALCOHOLADO				11	1:53.569		11:06:59.134	9	2:00.872	+3.580	11:04:08
1			10:47:26.423	12	1:57.511	+3.942	11:08:56.645	10	2:02.810	+5.518	11:06:11
2	1:54.596	+3.357	10:49:21.019	13	1:57.287	+3.718	11:10:53.932	11	1:57.292		11:08:08
3	1:52.838	+1.599	10:51:13.857	14	1:58.514	+4.945	11:12:52.446	12	2:04.887	+7.595	11:10:13
4	1:55.901	+4.662	10:53:09.758	15	2:00.807	+7.238	11:14:53.253	13	2:02.422	+5.130	11:12:16
5	1:52.943	+1.704	10:55:02.701	(14) TAL OVADIA				14	1:58.693	+1.401	11:14:14
6	1:54.277	+3.038	10:56:56.978	1			10:47:27.107	15	1:59.654	+2.362	11:16:14
7	1:56.799	+5.560	10:58:53.777	2	1:56.460	+5.384	10:49:23.567	(114) ADRIAN MUÑOZ ZAMORANO			
8	1:53.392	+2.153	11:00:47.169	3	1:51.076		10:51:14.643	1			10:47:24
9	1:51.711	+0.472	11:02:38.880	4	1:56.614	+5.538	10:53:11.257	2	2:04.073	+6.385	10:49:28
10	1:51.239		11:04:30.119	5	1:52.503	+1.427	10:55:03.760	3	2:05.944	+8.256	10:51:34
11	1:52.061	+0.822	11:06:22.180	6	1:55.429	+4.353	10:56:59.189	4	2:02.080	+4.392	10:53:36
12	1:53.568	+2.329	11:08:15.748	7	2:19.767	+28.691	10:59:18.956	5	2:08.259	+10.571	10:55:44
13	1:52.796	+1.557	11:10:08.544	8	2:01.852	+10.776	11:01:20.808	6	2:08.765	+11.077	10:57:53
14	1:55.693	+4.454	11:12:04.237	9	2:02.970	+11.894	11:03:23.778	7	2:31.794	+34.106	11:00:25
15	1:51.818	+0.579	11:13:56.055	10	1:57.653	+6.577	11:05:21.431	8	1:59.293	+1.605	11:02:24
16	1:52.648	+1.409	11:15:48.703	11	1:56.458	+5.382	11:07:17.889	9	2:00.922	+3.234	11:04:25
(129) YENEDEY SANCHEZ CACERES				12	2:16.034	+24.958	11:09:33.923	10	2:06.250	+8.562	11:06:31
1			10:47:10.222	13	1:55.360	+4.284	11:11:29.283	11	2:06.433	+8.745	11:08:38
2	1:51.919	+0.418	10:49:02.141	14	1:54.497	+3.421	11:13:23.780	12	2:01.084	+3.396	11:10:39
3	1:52.119	+0.618	10:50:54.260	15	1:56.109	+5.033	11:15:19.889	13	2:00.001	+2.313	11:12:35
4	1:53.248	+1.747	10:52:47.508	(314) ANGEL MARTINEZ MAS				14	1:58.814	+1.126	11:14:37
5	1:51.501		10:54:39.009	1			10:47:30.210	15	1:57.688		11:16:35
6	1:53.304	+1.803	10:56:32.313	2	2:00.673	+3.980	10:49:30.883	(113) ANTIOCO BENITO VAZQUEZ			
7	1:54.087	+2.586	10:58:26.400	3	1:59.163	+2.470	10:51:30.046	1			10:47:36
8	1:55.933	+4.432	11:00:22.333	4	1:56.693		10:53:26.739	2	2:04.031	+4.727	10:49:40
9	1:54.628	+3.127	11:02:16.961	5	2:06.040	+9.347	10:55:32.779	3	2:49.683	+50.379	10:52:30
10	1:53.383	+1.882	11:04:10.344	6	1:58.694	+2.001	10:57:31.473	4	1:59.578	+0.274	10:54:29
11	1:58.356	+6.855	11:06:08.700	7	2:02.471	+5.778	10:59:33.944	5	1:59.304		10:56:29
12	1:55.876	+4.375	11:08:04.576	8	1:58.701	+2.008	11:01:32.645	6	2:00.115	+0.811	10:58:29
13	1:59.903	+8.402	11:10:04.479	9	1:57.506	+0.813	11:03:30.151	7	2:00.209	+0.905	11:00:29
14	2:01.583	+10.082	11:12:06.062	10	1:57.569	+0.876	11:05:27.720	8	2:05.582	+6.278	11:02:35
15	1:56.514	+5.013	11:14:02.576	11	1:59.847	+3.154	11:07:27.567	9	1:59.478	+0.174	11:04:34
16	1:56.359	+4.858	11:15:58.935	12	1:58.079	+1.386	11:09:25.646	10	2:06.560	+7.256	11:06:41
(18) LUIS FERNANDO ALBA BONET				13	1:57.411	+0.718	11:11:23.057	11	2:00.395	+1.091	11:08:41
1			10:47:22.297	14	1:59.096	+2.403	11:13:22.153	12	2:02.197	+2.893	11:10:43
2	1:56.633	+3.384	10:49:18.930	15	1:59.088	+2.395	11:15:21.241	13	2:04.673	+5.369	11:12:48
3	1:53.249		10:51:12.179	(22) ENOL VALLIN GANCEDO				14	2:03.254	+3.950	11:14:51

Jefe de cronometraje Director de Carrera Orbits





XX Cto de España MX Villa Ducal de Osuna

4.- MXS18

Circuito El Calvario - OSUNA 1,540 km

RACE 1

03/05/2026 10:45

Carrera (25:00 y 2 Vueltas) iniciado a 10:45:10

Vuelta	Tiempo de vuelta	Dif. resp. 1°	Hora del día
(223) ROBERTO RODRIGUEZ LOPEZ			
1			10:47:29.844
2	2:11.222	+9.644	10:49:41.066
3	2:05.111	+3.533	10:51:46.177
4	2:01.578		10:53:47.755
5	3:12.649	+1:11.071	10:57:00.404
6	3:25.740	+1:24.162	11:00:26.144
7	2:07.946	+6.368	11:02:34.090
8	2:09.325	+7.747	11:04:43.415
9	2:07.298	+5.720	11:06:50.713
10	2:08.118	+6.540	11:08:58.831
11	2:07.658	+6.080	11:11:06.489
12	2:08.845	+7.267	11:13:15.334
13	2:11.142	+9.564	11:15:26.476
(219) IAN BENAVENTE PERDIGÓN			
1			10:47:48.711
2	2:20.090	+3.486	10:50:08.801
3	2:20.385	+3.781	10:52:29.186
4	2:19.183	+2.579	10:54:48.369
5	2:26.243	+9.639	10:57:14.612
6	2:16.604		10:59:31.216
7	2:18.639	+2.035	11:01:49.855
8	2:20.357	+3.753	11:04:10.212
9	2:28.206	+11.602	11:06:38.418
10	3:59.316	+1:42.712	11:10:37.734
11	2:32.150	+15.546	11:13:09.884
12	2:25.082	+8.478	11:15:34.966
(78) FRANCISCO JOSE JIMENEZ ALBA			
1			10:47:50.548
2	2:48.521	+17.962	10:50:39.069
3	2:35.112	+4.553	10:53:14.181
4	3:07.668	+37.109	10:56:21.849
5	2:40.149	+9.590	10:59:01.998
6	2:34.910	+4.351	11:01:36.908
7	2:32.595	+2.036	11:04:09.503
8	2:35.154	+4.595	11:06:44.657
9	3:17.405	+46.846	11:10:02.062
10	2:42.024	+11.465	11:12:44.086
11	2:30.559		11:15:14.645
(16) HUGO CIDONCHA MOLANO			
1			10:47:35.591
2	2:04.177	+1.317	10:49:39.768
3	2:04.506	+1.646	10:51:44.274
4	2:02.860		10:53:47.134
(28) MANUEL MONTERO RODRIGUEZ			
1			10:47:29.316
2	2:06.228		10:49:35.544
3	5:21.112	+3:14.884	10:54:56.656

Vuelta	Tiempo de vuelta	Dif. resp. 1°	Hora del día
--------	------------------	---------------	--------------

Vuelta	Tiempo de vuelta	Dif. resp. 1°	Hora del día
--------	------------------	---------------	--------------

Jefe de cronometraje

Orbits

Director de Carrera





XX Cto de España MX Villa Ducal de Osuna

Vuelta a vuelta

4.- MXS18

Circuito El Calvario - OSUNA 1,540 km

RACE 1

03/05/2026 10:45

Carrera (25:00 y 2 Vueltas) iniciado a 10:45:10

Competidores	Vueltas																
	1	2	3	4	5	6	7	8	9	10	11	12	13	14	15	16	17
BRUNO MIRO RODRIGUEZ (337)	1	337	337	337	337	337	337	337	337	337	337	337	337	337	337	337	337
CARLOS PRAT SENDRA (351)	2	351	351	351	351	351	351	351	351	351	351	351	351	351	351	351	351
ALEX LASHERAS ORTA (166)	3	166	166	166	166	166	166	166	166	166	166	166	166	166	166	166	166
PABLO LARA CABALLERO (494)	4	494	494	494	494	23	23	23	23	23	23	23	23	23	23	23	23
ALEJANDRO TORRES FERNANDEZ (23)	5	23	23	23	23	268	268	268	268	268	268	268	268	268	268	268	268
YENEDEY SANCHEZ CACERES (129)	6	129	268	268	268	268	494	137	137	137	137	137	494	494	494	494	494
SAMUEL TAPIA REDONDO (268)	7	268	129	129	137	137	137	494	494	494	494	137	137	137	137	137	137
JACOBO ROMAN VELASQUEZ (137)	8	137	137	137	129	129	129	385	385	385	385	385	385	385	385	385	385
IZAN QUEROL ALCAÑIZ (208)	9	208	208	208	208	208	129	208	208	208	208	208	208	208	208	208	208
JOSE LUIS MORENO PANIAGUA (214)	10	214	214	214	385	385	385	208	129	129	129	90	90	90	90	90	90
JORGE SALVADOR DIAZ (385)	11	385	385	385	90	90	90	90	90	90	90	129	129	322	322	322	322
NIL PALLARES MURISCOT (322)	12	322	322	90	322	322	322	322	322	322	322	322	322	129	214	214	214
BIEL PONS PEREZ (90)	13	90	90	322	18	18	128	128	128	128	128	128	128	214	128	128	128
LUIS FERNANDO ALBA BONET (18)	14	18	18	18	128	128	14	214	214	214	214	214	214	128	129	129	129
ADRIAN MUÑOZ ZAMORANO (114)	15	114	128	128	14	14	18	18	18	18	18	18	18	18	18	18	18
ENOL VALLIN GANCEDO (22)	16	22	14	14	214	214	214	274	274	274	274	274	274	274	274	274	274
OSCAR RUEDA ALCOHOLADO (128)	17	128	114	274	274	274	274	14	14	14	14	14	314	314	314	314	14
TAL OVADIA (14)	18	14	274	22	22	314	314	314	314	314	314	314	14	14	14	14	314
SANTIAGO CORDERO JIMENEZ (274)	19	274	22	314	314	114	22	22	22	22	22	22	22	22	22	22	22
MANUEL MONTERO RODRIGUEZ (28)	20	28	314	114	114	22	114	11	11	11	11	11	11	11	11	11	11
ROBERTO RODRIGUEZ LOPEZ (223)	21	223	28	11	16	11	11	114	114	114	114	114	114	114	114	114	114
ANGEL MARTINEZ MAS (314)	22	314	11	16	223	113	113	113	113	113	113	113	113	113	113	113	113
CHEMA OCAMPOS GUZMAN (11)	23	11	16	223	11	223	219	219	219	219	223	223	223	223	223	223	223
HUGO CIDONCHA MOLANO (16)	24	16	113	219	113	219	223	223	223	223	219	219	219	219	219	219	219
ANTIOCO BENITO VAZQUEZ (113)	25	113	223	113	219	78	78	78	78	78	78	78	78	78	78	78	78
IAN BENAVENTE PERDIGÓN (219)	26	219	219	78	78	78	78	78	78	78	78	78	78	78	78	78	78
FRANCISCO JOSE JIMENEZ ALBA (78)	27	78	78	28	28	28	28	28	28	28	28	28	28	28	28	28	28
-	28																

Jefe de cronometraje

Orbits

Director de Carrera





XX Cto de España MX Villa Ducal de Osuna

Clasificado por vueltas

4.- MXS18

Circuito El Calvario - OSUNA 1,540 km

RACE 2

03/05/2026 13:50

Carrera (25:00 y 2 Vueltas) iniciado a 13:49:41

Pos.	Nº	Nombre	Puntos	Mejor Tm	Dif. resp. 1º	Dif. anterior	Vueltas	Total Tº	Vel. media	Reg. Piloto	Marca
1	351	CARLOS PRAT SENDRA	25	1:37.703			18	29:40.860	56,036	150281-L	TRIUMPH
2	337	BRUNO MIRO RODRIGUEZ	22	1:37.204	10.408	10.408	18	29:51.268	55,710	150415-T	---
3	166	ALEX LASHERAS ORTA	20	1:37.916	26.423	16.015	18	30:07.283	55,217	27583-SE	KTM
4	494	PABLO LARA CABALLERO	18	1:37.877	27.192	0.769	18	30:08.052	55,193	27607-MA	---
5	23	ALEJANDRO TORRES FERNANDEZ	16	1:38.257	39.676	12.484	18	30:20.536	54,815	27609-MA	YAMAHA
6	137	JACOBO ROMAN VELASQUEZ	15	1:40.387	1:04.493	24.817	18	30:45.353	54,077	199339-C	YAMAHA
7	268	SAMUEL TAPIA REDONDO	14	1:38.610	1:12.332	7.839	18	30:53.192	53,849	191165-CC	---
8	214	JOSE LUIS MORENO PANIAGUA	13	1:40.459	1:13.033	0.701	18	30:53.893	53,828	191166-CC	YAMAHA
9	208	IZAN QUEROL ALCAÑIZ	12	1:40.810	1:16.439	3.406	18	30:57.299	53,730	150384-L	KAWASAKI
10	322	NIL PALLARES MURISCOT	11	1:42.174	1:42.761	26.322	18	31:23.621	52,979	150373-L	YAMAHA
11	385	JORGE SALVADOR DIAZ	10	1:39.933	1 Vuelta	1 Vuelta	17	29:44.037	52,829	226450-M	YAMAHA
12	90	BIEL PONS PEREZ	9	1:42.660	1 Vuelta	1.510	17	29:45.547	52,784	150467-B	SIN MARCA
13	129	YENEDEY SANCHEZ CACERES	8	1:43.143	1 Vuelta	20.236	17	30:05.783	52,192	68852-GC	---
14	274	SANTIAGO CORDERO JIMENEZ	7	1:43.987	1 Vuelta	9.792	17	30:15.575	51,911	191169-BA	---
15	128	OSCAR RUEDA ALCOHOLADO	6	1:43.919	1 Vuelta	6.603	17	30:22.178	51,723	27617-MA	YAMAHA
16	18	LUIS FERNANDO ALBA BONET	5	1:45.627	1 Vuelta	17.663	17	30:39.841	51,226	69793-IB	YAMAHA
17	314	ANGEL MARTINEZ MAS	4	1:43.887	1 Vuelta	12.744	17	30:52.585	50,874	253837-CS	BETA TRUEBA
18	14	TAL OVADIA	3	1:42.567	1 Vuelta	8.631	17	31:01.216	50,638	IMSF-2990	YAMAHA
19	11	CHEMA OCAMPOS GUZMAN	2	1:47.516	1 Vuelta	11.080	17	31:12.296	50,338	27595-CO	---
20	113	ANTIOCO BENITO VAZQUEZ	1	1:47.202	1 Vuelta	0.677	17	31:12.973	50,320	68850-GC	YAMAHA
21	176	VICTOR CORBACHO ROLDAN	0	1:46.818	2 Vueltas	1 Vuelta	16	30:12.317	48,945	27597-MA	YAMAHA
22	223	ROBERTO RODRIGUEZ LOPEZ	0	1:50.913	2 Vueltas	50.488	16	31:02.805	47,619	86638-S	KTM
23	16	HUGO CIDONCHA MOLANO	0	1:51.993	2 Vueltas	15.982	16	31:18.787	47,213	191163-BA	YAMAHA
24	219	IAN BENAVENTE PERDIGÓN	0	1:57.492	3 Vueltas	1 Vuelta	15	30:38.760	45,226	253950-A	---
25	78	FRANCISCO JOSE JIMENEZ ALBA	0	2:10.603	4 Vueltas	1 Vuelta	14	31:38.187	40,890	28242-CA	HONDA
26	114	ADRIAN MUÑOZ ZAMORANO	0	1:54.476	5 Vueltas	1 Vuelta	13	31:03.098	38,684	27893-CO	HONDA

No clasificado											
NT	22	ENOL VALLIN GANCEDO	0	1:49.481		NT	2	3:53.712	47,443	61116-AS	---

Márgen de victoria	Velocidad media	Mejor tº de vuelta	Mejor Vel.	Mejor vuelta para
10.408	56,036	1:37.204	57,035	337 - BRUNO MIRO RODRIGUEZ

Jefe de cronometraje Orbits
 Director de Carrera



XX Cto de España MX Villa Ducal de Osuna

4.- MXS18

Circuito El Calvario - OSUNA 1,540 km

RACE 2

03/05/2026 13:50

Carrera (25:00 y 2 Vueltas) iniciado a 13:49:41

Vuelta	Tiempo de vuelta	Dif. resp. 1°	Hora del día
(351) CARLOS PRAT SENDRA			
1			13:51:23.223
2	1:38.377	+0.674	13:53:01.600
3	1:38.048	+0.345	13:54:39.648
4	1:37.703		13:56:17.351
5	1:38.235	+0.532	13:57:55.586
6	1:38.685	+0.982	13:59:34.271
7	1:38.492	+0.789	14:01:12.763
8	1:39.958	+2.255	14:02:52.721
9	1:39.099	+1.396	14:04:31.820
10	1:38.691	+0.988	14:06:10.511
11	1:38.564	+0.861	14:07:49.075
12	1:39.030	+1.327	14:09:28.105
13	1:39.124	+1.421	14:11:07.229
14	1:38.475	+0.772	14:12:45.704
15	1:38.819	+1.116	14:14:24.523
16	1:38.327	+0.624	14:16:02.850
17	1:38.785	+1.082	14:17:41.635
18	1:40.583	+2.880	14:19:22.218
(337) BRUNO MIRO RODRIGUEZ			
1			13:51:28.966
2	1:38.716	+1.512	13:53:07.682
3	1:38.575	+1.371	13:54:46.257
4	1:38.213	+1.009	13:56:24.470
5	1:38.515	+1.311	13:58:02.985
6	1:38.522	+1.318	13:59:41.507
7	1:41.187	+3.983	14:01:22.694
8	1:39.662	+2.458	14:03:02.356
9	1:38.314	+1.110	14:04:40.670
10	1:38.623	+1.419	14:06:19.293
11	1:37.204		14:07:56.497
12	1:39.474	+2.270	14:09:35.971
13	1:39.240	+2.036	14:11:15.211
14	1:37.510	+0.306	14:12:52.721
15	1:37.685	+0.481	14:14:30.406
16	1:39.646	+2.442	14:16:10.052
17	1:40.285	+3.081	14:17:50.337
18	1:42.289	+5.085	14:19:32.626
(166) ALEX LASHERAS ORTA			
1			13:51:25.273
2	1:39.478	+1.562	13:53:04.751
3	1:37.916		13:54:42.667
4	1:38.688	+0.772	13:56:21.355
5	1:39.989	+2.073	13:58:01.344
6	1:38.180	+0.264	13:59:39.524
7	1:40.043	+2.127	14:01:19.567
8	1:39.263	+1.347	14:02:58.830
9	1:39.289	+1.373	14:04:38.119
10	1:39.966	+2.050	14:06:18.085
11	1:37.955	+0.039	14:07:56.040
12	1:38.699	+0.783	14:09:34.739
13	1:41.096	+3.180	14:11:15.835
14	1:40.332	+2.416	14:12:56.167
15	1:40.726	+2.810	14:14:36.893
16	1:43.140	+5.224	14:16:20.033
17	1:43.915	+5.999	14:18:03.948
18	1:44.693	+6.777	14:19:48.641
(494) PABLO LARA CABALLERO			
1			13:51:27.383
2	1:39.533	+1.656	13:53:06.916
3	1:37.877		13:54:44.793
4	1:38.543	+0.666	13:56:23.336

Vuelta	Tiempo de vuelta	Dif. resp. 1°	Hora del día
5	1:38.989	+1.112	13:58:02.325
6	1:38.587	+0.710	13:59:40.912
7	1:40.623	+2.746	14:01:21.535
8	1:38.483	+0.606	14:03:00.018
9	1:38.979	+1.102	14:04:38.997
10	1:41.561	+3.684	14:06:20.558
11	1:39.971	+2.094	14:08:00.529
12	1:42.274	+4.397	14:09:42.803
13	1:40.519	+2.642	14:11:23.322
14	1:40.643	+2.766	14:13:03.965
15	1:39.922	+2.045	14:14:43.887
16	1:41.827	+3.950	14:16:25.714
17	1:42.356	+4.479	14:18:08.070
18	1:41.340	+3.463	14:19:49.410
(23) ALEJANDRO TORRES FERNANDEZ			
1			13:51:33.700
2	1:41.827	+3.570	13:53:15.527
3	1:38.257		13:54:53.784
4	1:39.932	+1.675	13:56:33.716
5	1:38.429	+0.172	13:58:12.145
6	1:38.440	+0.183	13:59:50.585
7	1:40.084	+1.827	14:01:30.669
8	1:39.584	+1.327	14:03:10.253
9	1:39.941	+1.684	14:04:50.194
10	1:40.727	+2.470	14:06:30.921
11	1:40.173	+1.916	14:08:11.094
12	1:40.315	+2.058	14:09:51.409
13	1:38.862	+0.605	14:11:30.271
14	1:40.329	+2.072	14:13:10.600
15	1:41.714	+3.457	14:14:52.314
16	1:42.103	+3.846	14:16:34.417
17	1:42.538	+4.281	14:18:16.955
18	1:44.939	+6.682	14:20:01.894
(137) JACOBO ROMAN VELASQUEZ			
1			13:51:32.333
2	1:43.958	+3.571	13:53:16.291
3	1:42.229	+1.842	13:54:58.520
4	1:42.097	+1.710	13:56:40.617
5	1:41.022	+0.635	13:58:21.639
6	1:40.602	+0.215	14:00:02.241
7	1:40.387		14:01:42.628
8	1:41.373	+0.986	14:03:24.001
9	1:42.534	+2.147	14:05:06.535
10	1:41.058	+0.671	14:06:47.593
11	1:42.150	+1.763	14:08:29.743
12	1:40.575	+0.188	14:10:10.318
13	1:42.532	+2.145	14:11:52.850
14	1:42.500	+2.113	14:13:35.350
15	1:43.068	+2.681	14:15:18.418
16	1:42.088	+1.701	14:17:00.506
17	1:42.869	+2.482	14:18:43.375
18	1:43.336	+2.949	14:20:26.711
(268) SAMUEL TAPIA REDONDO			
1			13:51:30.505
2	1:41.018	+2.408	13:53:11.523
3	1:40.511	+1.901	13:54:52.034
4	1:39.262	+0.652	13:56:31.296
5	1:38.610		13:58:09.906
6	1:38.696	+0.086	13:59:48.602
7	1:40.114	+1.504	14:01:28.716
8	1:39.699	+1.089	14:03:08.415
9	1:40.315	+1.705	14:04:48.730
10	1:43.069	+4.459	14:06:31.799

Vuelta	Tiempo de vuelta	Dif. resp. 1°	Hora del día
11	1:44.904	+6.294	14:08:16.100
12	1:46.185	+7.575	14:10:02.275
13	1:46.619	+8.009	14:11:49.100
14	1:44.311	+5.701	14:13:33.400
15	1:47.099	+8.489	14:15:20.500
16	1:45.325	+6.715	14:17:06.000
17	1:45.720	+7.110	14:18:51.500
18	1:42.588	+3.978	14:20:34.000
(214) JOSE LUIS MORENO PANIAGUA			
1			13:51:33.333
2	1:43.890	+3.431	13:53:17.224
3	1:42.455	+1.996	13:54:59.679
4	1:53.768	+13.309	13:56:53.447
5	1:41.724	+1.265	13:58:35.171
6	1:40.917	+0.458	14:00:16.129
7	1:41.124	+0.665	14:01:57.253
8	1:41.046	+0.587	14:03:38.300
9	1:42.002	+1.543	14:05:20.303
10	1:41.189	+0.730	14:07:01.483
11	1:42.302	+1.843	14:08:43.785
12	1:42.081	+1.622	14:10:25.807
13	1:42.133	+1.674	14:12:07.940
14	1:41.392	+0.933	14:13:49.333
15	1:41.805	+1.346	14:15:31.139
16	1:41.373	+0.914	14:17:12.512
17	1:42.533	+2.074	14:18:55.045
18	1:40.459		14:20:35.504
(208) IZAN QUEROL ALCAÑIZ			
1			13:51:28.966
2	1:49.946	+9.136	13:53:18.902
3	1:42.411	+1.601	13:55:01.313
4	1:42.031	+1.221	13:56:43.344
5	1:40.810		13:58:23.154
6	1:41.653	+0.843	14:00:04.000
7	1:41.706	+0.896	14:01:45.706
8	1:42.964	+2.154	14:03:28.670
9	1:42.133	+1.323	14:05:10.803
10	1:42.494	+1.684	14:06:53.297
11	1:42.405	+1.595	14:08:35.702
12	1:41.802	+0.992	14:10:17.504
13	1:43.047	+2.237	14:12:00.551
14	1:42.871	+2.061	14:13:43.422
15	1:41.945	+1.135	14:15:25.367
16	1:42.571	+1.761	14:17:07.938
17	1:43.905	+3.095	14:18:51.843
18	1:45.215	+4.405	14:20:37.058
(322) NIL PALLARES MURISCOT			
1			13:51:35.500
2	1:45.946	+3.772	13:53:21.472
3	1:44.179	+2.005	13:55:05.647
4	1:43.111	+0.937	13:56:48.758
5	1:43.701	+1.527	13:58:32.485
6	1:42.174		14:00:14.659
7	1:43.393	+1.219	14:01:58.052
8	1:43.080	+0.906	14:03:41.132
9	1:45.543	+3.369	14:05:26.681
10	1:42.618	+0.444	14:07:09.295
11	1:43.471	+1.297	14:08:52.772
12	1:43.322	+1.148	14:10:36.100
13	1:43.200	+1.026	14:12:19.300
14	1:44.967	+2.793	14:14:04.093
15	1:43.512	+1.338	14:15:47.605
16	1:44.124	+1.950	14:17:31.729

Jefe de cronometraje
Director de Carrera

Orbits



XX Cto de España MX Villa Ducal de Osuna

4.- MXS18

Circuito El Calvario - OSUNA 1,540 km

RACE 2

03/05/2026 13:50

Carrera (25:00 y 2 Vueltas) iniciado a 13:49:41

Vuelta	Tiempo de vuelta	Dif. resp. 1°	Hora del día
17	1:44.677	+2.503	14:19:16.470
18	1:48.509	+6.335	14:21:04.979

(385) JORGE SALVADOR DIAZ

1			13:52:17.200
2	1:42.992	+3.059	13:54:00.192
3	1:42.420	+2.487	13:55:42.612
4	1:42.614	+2.681	13:57:25.226
5	1:40.816	+0.883	13:59:06.042
6	1:41.380	+1.447	14:00:47.422
7	1:41.852	+1.919	14:02:29.274
8	1:42.116	+2.183	14:04:11.390
9	1:41.617	+1.684	14:05:53.007
10	1:39.933		14:07:32.940
11	1:43.484	+3.551	14:09:16.424
12	1:41.657	+1.724	14:10:58.081
13	1:39.947	+0.014	14:12:38.028
14	1:41.480	+1.547	14:14:19.508
15	1:40.803	+0.870	14:16:00.311
16	1:43.223	+3.290	14:17:43.534
17	1:41.861	+1.928	14:19:25.395

(90) BIEL PONS PEREZ

1			13:51:37.866
2	1:45.827	+3.167	13:53:23.693
3	1:44.071	+1.411	13:55:07.764
4	1:45.245	+2.585	13:56:53.009
5	1:45.936	+3.276	13:58:38.945
6	1:44.801	+2.141	14:00:23.746
7	1:44.820	+2.160	14:02:08.566
8	1:42.660		14:03:51.226
9	1:42.938	+0.278	14:05:34.164
10	1:43.890	+1.230	14:07:18.054
11	1:43.347	+0.687	14:09:01.401
12	1:44.207	+1.547	14:10:45.608
13	1:43.692	+1.032	14:12:29.300
14	1:44.795	+2.135	14:14:14.095
15	1:43.609	+0.949	14:15:57.704
16	1:43.011	+0.351	14:17:40.715
17	1:46.190	+3.530	14:19:26.905

(129) YENEDEY SANCHEZ CACERES

1			13:51:41.927
2	1:45.118	+1.975	13:53:27.045
3	1:44.550	+1.407	13:55:11.595
4	1:44.569	+1.426	13:56:56.164
5	1:44.401	+1.258	13:58:40.565
6	1:44.264	+1.121	14:00:24.829
7	1:44.250	+1.107	14:02:09.079
8	1:43.143		14:03:52.222
9	1:43.584	+0.441	14:05:35.806
10	1:43.908	+0.765	14:07:19.714
11	1:45.979	+2.836	14:09:05.693
12	1:45.239	+2.096	14:10:50.932
13	1:46.206	+3.063	14:12:37.138
14	1:45.522	+2.379	14:14:22.660
15	1:49.043	+5.900	14:16:11.703
16	1:46.612	+3.469	14:17:58.315
17	1:48.826	+5.683	14:19:47.141

(274) SANTIAGO CORDERO JIMENEZ

1			13:51:40.204
2	1:45.466	+1.479	13:53:25.670
3	1:44.462	+0.475	13:55:10.132
4	1:44.539	+0.552	13:56:54.671
5	1:45.092	+1.105	13:58:39.763

Vuelta	Tiempo de vuelta	Dif. resp. 1°	Hora del día
6	1:44.661	+0.674	14:00:24.424
7	1:45.784	+1.797	14:02:10.208
8	1:43.987		14:03:54.195
9	1:45.780	+1.793	14:05:39.975
10	1:46.101	+2.114	14:07:26.076
11	1:45.531	+1.544	14:09:11.607
12	1:45.393	+1.406	14:10:57.000
13	1:46.603	+2.616	14:12:43.603
14	1:47.709	+3.722	14:14:31.312
15	1:46.133	+2.146	14:16:17.445
16	1:48.702	+4.715	14:18:06.147
17	1:50.786	+6.799	14:19:56.933

(128) OSCAR RUEDA ALCOHOLADO

1			13:51:39.232
2	1:45.658	+1.739	13:53:24.890
3	1:43.919		13:55:08.809
4	1:45.021	+1.102	13:56:53.830
5	1:48.138	+4.219	13:58:41.968
6	1:46.463	+2.544	14:00:28.431
7	1:45.160	+1.241	14:02:13.591
8	1:46.214	+2.295	14:03:59.805
9	1:46.419	+2.500	14:05:46.224
10	1:45.549	+1.630	14:07:31.773
11	1:44.176	+0.257	14:09:15.949
12	1:45.285	+1.366	14:11:01.234
13	1:46.467	+2.548	14:12:47.701
14	1:47.573	+3.654	14:14:35.274
15	1:47.736	+3.817	14:16:23.010
16	1:49.745	+5.826	14:18:12.755
17	1:50.781	+6.862	14:20:03.536

(18) LUIS FERNANDO ALBA BONET

1			13:51:42.347
2	1:48.236	+2.609	13:53:30.583
3	1:45.637	+0.010	13:55:16.220
4	1:45.627		13:57:01.847
5	1:46.850	+1.223	13:58:48.697
6	1:46.050	+0.423	14:00:34.747
7	1:47.760	+2.133	14:02:22.507
8	1:46.513	+0.886	14:04:09.020
9	1:46.416	+0.789	14:05:55.436
10	1:48.204	+2.577	14:07:43.640
11	1:47.141	+1.514	14:09:30.781
12	1:49.831	+4.204	14:11:20.612
13	1:48.509	+2.882	14:13:09.121
14	1:47.553	+1.926	14:14:56.674
15	1:47.402	+1.775	14:16:44.076
16	1:49.264	+3.637	14:18:33.340
17	1:47.859	+2.232	14:20:21.199

(314) ANGEL MARTINEZ MAS

1			13:51:43.050
2	1:45.053	+1.166	13:53:28.103
3	1:43.887		13:55:11.990
4	1:44.675	+0.788	13:56:56.665
5	1:44.767	+0.880	13:58:41.432
6	1:45.033	+1.146	14:00:26.465
7	1:45.094	+1.207	14:02:11.559
8	1:46.672	+2.785	14:03:58.231
9	1:46.499	+2.612	14:05:44.730
10	1:45.987	+2.100	14:07:30.717
11	1:47.629	+3.742	14:09:18.346
12	1:47.312	+3.425	14:11:05.658
13	1:56.894	+13.007	14:13:02.552
14	1:56.117	+12.230	14:14:58.669

Vuelta	Tiempo de vuelta	Dif. resp. 1°	Hora del día
15	1:54.134	+10.247	14:16:52.134
16	1:50.815	+6.928	14:18:43.052
17	1:50.325	+6.438	14:20:33.380

(14) TAL OVADIA

1			13:51:49.232
2	1:46.016	+3.449	13:53:35.281
3	1:44.421	+1.854	13:55:19.702
4	1:42.634	+0.067	13:57:02.339
5	1:44.040	+1.473	13:58:46.412
6	1:42.567		14:00:29.229
7	1:59.178	+16.611	14:02:28.407
8	1:45.997	+3.430	14:04:14.404
9	1:48.291	+5.724	14:06:02.695
10	1:48.846	+6.279	14:07:51.541
11	1:53.796	+11.229	14:09:45.270
12	1:50.069	+7.502	14:11:35.272
13	1:48.231	+5.664	14:13:23.536
14	1:48.816	+6.249	14:15:12.285
15	1:48.011	+5.444	14:17:00.296
16	1:49.097	+6.530	14:18:49.826
17	1:53.008	+10.441	14:20:42.834

(11) CHEMA OCAMPOS GUZMAN

1			13:51:47.232
2	1:50.077	+2.561	13:53:37.309
3	1:49.152	+1.636	13:55:26.461
4	1:48.796	+1.280	13:57:15.251
5	1:49.325	+1.809	13:59:04.560
6	1:49.443	+1.927	14:00:54.003
7	1:48.358	+0.842	14:02:42.355
8	1:47.516		14:04:30.871
9	1:48.767	+1.251	14:06:19.632
10	1:50.093	+2.577	14:08:09.725
11	1:49.618	+2.102	14:09:59.343
12	1:48.192	+0.676	14:11:47.535
13	1:52.211	+4.695	14:13:39.746
14	1:50.443	+2.927	14:15:30.193
15	1:48.212	+0.696	14:17:17.405
16	1:47.968	+0.452	14:19:05.373
17	1:48.065	+0.549	14:20:53.438

(113) ANTIOCO BENITO VAZQUEZ

1			13:51:50.232
2	1:49.814	+2.612	13:53:40.046
3	1:49.449	+2.247	13:55:29.293
4	1:49.642	+2.440	13:57:18.933
5	1:47.202		13:59:06.135
6	1:49.241	+2.039	14:00:55.374
7	1:47.922	+0.720	14:02:43.294
8	1:48.174	+0.972	14:04:31.468
9	1:51.646	+4.444	14:06:23.114
10	1:50.419	+3.217	14:08:13.331
11	1:49.159	+1.957	14:10:02.488
12	1:50.748	+3.546	14:11:53.234
13	1:47.354	+0.152	14:13:40.586
14	1:49.420	+2.218	14:15:30.004
15	1:48.127	+0.925	14:17:18.131
16	1:48.539	+1.337	14:19:06.668
17	1:47.265	+0.063	14:20:53.933

(176) VICTOR CORBACHO ROLDAN

1			13:52:21.232
2	1:48.973	+2.155	13:54:10.207
3	1:48.316	+1.498	13:55:58.523
4	1:47.535	+0.717	13:57:46.060

Jefe de cronometraje
Director de Carrera

Orbits





XX Cto de España MX Villa Ducal de Osuna

4.- MXS18

Circuito El Calvario - OSUNA 1,540 km

RACE 2

03/05/2026 13:50

Carrera (25:00 y 2 Vueltas) iniciado a 13:49:41

Vuelta	Tiempo de vuelta	Dif. resp. 1°	Hora del día	Vuelta	Tiempo de vuelta	Dif. resp. 1°	Hora del día	Vuelta	Tiempo de vuelta	Dif. resp. 1°	Hora del día
5	1:47.452	+0.634	13:59:34.237	(78) FRANCISCO JOSE JIMENEZ ALBA							
6	1:50.397	+3.579	14:01:24.634	1			13:52:06.717				
7	1:47.458	+0.640	14:03:12.092	2	2:10.603		13:54:17.320				
8	1:46.818		14:04:58.910	3	2:11.917	+1.314	13:56:29.237				
9	1:48.010	+1.192	14:06:46.920	4	2:14.686	+4.083	13:58:43.923				
10	1:49.144	+2.326	14:08:36.064	5	2:13.498	+2.895	14:00:57.421				
11	1:48.957	+2.139	14:10:25.021	6	2:18.468	+7.865	14:03:15.889				
12	1:48.337	+1.519	14:12:13.358	7	2:16.676	+6.073	14:05:32.565				
13	2:11.053	+24.235	14:14:24.411	8	2:15.693	+5.090	14:07:48.258				
14	1:48.740	+1.922	14:16:13.151	9	2:13.952	+3.349	14:10:02.210				
15	1:48.424	+1.606	14:18:01.575	10	2:14.836	+4.233	14:12:17.046				
16	1:52.100	+5.282	14:19:53.675	11	2:17.517	+6.914	14:14:34.563				
				12	2:17.966	+7.363	14:16:52.529				
(223) ROBERTO RODRIGUEZ LOPEZ				13	2:14.448	+3.845	14:19:06.977				
1			13:51:50.548	14	2:12.568	+1.965	14:21:19.545				
2	1:52.028	+1.115	13:53:42.576	(114) ADRIAN MUÑOZ ZAMORANO							
3	1:50.913		13:55:33.489	1			13:51:58.335				
4	1:52.612	+1.699	13:57:26.101	2	1:56.445	+1.969	13:53:54.780				
5	1:53.358	+2.445	13:59:19.459	3	3:27.565	+1:33.089	13:57:22.345				
6	1:54.674	+3.761	14:01:14.133	4	2:03.413	+8.937	13:59:25.758				
7	1:58.846	+7.933	14:03:12.979	5	2:06.677	+12.201	14:01:32.435				
8	1:57.100	+6.187	14:05:10.079	6	2:00.854	+6.378	14:03:33.289				
9	1:56.423	+5.510	14:07:06.502	7	1:54.476		14:05:27.765				
10	1:53.841	+2.928	14:09:00.343	8	1:58.379	+3.903	14:07:26.144				
11	1:57.970	+7.057	14:10:58.313	9	4:48.209	+2:53.733	14:12:14.353				
12	1:55.615	+4.702	14:12:53.928	10	2:00.939	+6.463	14:14:15.292				
13	1:56.837	+5.924	14:14:50.765	11	2:09.838	+15.362	14:16:25.130				
14	1:58.194	+7.281	14:16:48.959	12	2:10.618	+16.142	14:18:35.748				
15	1:56.084	+5.171	14:18:45.043	13	2:08.708	+14.232	14:20:44.456				
16	1:59.120	+8.207	14:20:44.163	(22) ENOL VALLIN GANCEDO							
(16) HUGO CIDONCHA MOLANO				1			13:51:45.589				
1			13:51:53.281	2	1:49.481		13:53:35.070				
2	1:54.537	+2.544	13:53:47.818								
3	1:56.134	+4.141	13:55:43.952								
4	1:54.925	+2.932	13:57:38.877								
5	1:56.962	+4.969	13:59:35.839								
6	1:59.230	+7.237	14:01:35.069								
7	1:56.303	+4.310	14:03:31.372								
8	1:53.801	+1.808	14:05:25.173								
9	1:54.034	+2.041	14:07:19.207								
10	1:54.869	+2.876	14:09:14.076								
11	1:55.925	+3.932	14:11:10.001								
12	2:01.851	+9.858	14:13:11.852								
13	1:56.613	+4.620	14:15:08.465								
14	1:58.902	+6.909	14:17:07.367								
15	2:00.785	+8.792	14:19:08.152								
16	1:51.993		14:21:00.145								
(219) IAN BENAVENTE PERDIGÓN											
1			13:51:57.169								
2	2:04.364	+6.872	13:54:01.533								
3	2:02.725	+5.233	13:56:04.258								
4	2:02.322	+4.830	13:58:06.580								
5	2:02.511	+5.019	14:00:09.091								
6	2:02.743	+5.251	14:02:11.834								
7	2:03.616	+6.124	14:04:15.450								
8	2:00.945	+3.453	14:06:16.395								
9	2:01.847	+4.355	14:08:18.242								
10	1:58.560	+1.068	14:10:16.802								
11	2:00.900	+3.408	14:12:17.702								
12	2:00.840	+3.348	14:14:18.542								
13	2:03.732	+6.240	14:16:22.274								
14	2:00.352	+2.860	14:18:22.626								
15	1:57.492		14:20:20.118								

Jefe de cronometraje Director de Carrera Orbits





XX Cto de España MX Villa Ducal de Osuna

Vuelta a vuelta

4.- MXS18

Circuito El Calvario - OSUNA 1,540 km

RACE 2

03/05/2026 13:50

Carrera (25:00 y 2 Vueltas) iniciado a 13:49:41

Competidores	Vueltas																	
	1	2	3	4	5	6	7	8	9	10	11	12	13	14	15	16	17	18
CARLOS PRAT SENDRA (351)	1	351	351	351	351	351	351	351	351	351	351	351	351	351	351	351	351	351
ALEX LASHERAS ORTA (166)	2	166	166	166	166	166	166	166	166	166	166	166	166	337	337	337	337	337
PABLO LARA CABALLERO (494)	3	494	494	494	494	494	494	494	494	494	337	337	337	166	166	166	166	166
IZAN QUEROL ALCAÑIZ (208)	4	208	337	337	337	337	337	337	337	337	494	494	494	494	494	494	494	494
BRUNO MIRO RODRIGUEZ (337)	5	337	268	268	268	268	268	268	268	268	23	23	23	23	23	23	23	23
SAMUEL TAPIA REDONDO (268)	6	268	23	23	23	23	23	23	23	23	268	268	268	268	268	137	137	137
JACOBO ROMAN VELASQUEZ (137)	7	137	137	137	137	137	137	137	137	137	137	137	137	137	137	268	268	268
JOSE LUIS MORENO PANIAGUA (214)	8	214	214	214	208	208	208	208	208	208	208	208	208	208	208	208	208	214
ALEJANDRO TORRES FERNANDEZ (23)	9	23	208	208	322	322	322	214	214	214	214	214	214	214	214	214	214	208
NIL PALLARES MURISCOT (322)	10	322	322	322	90	214	214	322	322	322	322	322	322	322	322	322	322	322
BIEL PONS PEREZ (90)	11	90	90	90	214	90	90	90	90	90	90	90	90	90	90	90	90	385
OSCAR RUEDA ALCOHOLADO (128)	12	128	128	128	128	274	274	129	129	129	129	129	129	129	385	385	385	90
SANTIAGO CORDERO JIMENEZ (274)	13	274	274	274	274	129	129	274	274	274	274	274	274	385	129	129	129	129
YENEDEY SANCHEZ CACERES (129)	14	129	129	129	129	314	314	314	314	314	314	128	385	274	274	274	274	274
LUIS FERNANDO ALBA BONET (18)	15	18	314	314	314	128	128	128	128	128	128	385	128	128	128	128	128	128
ANGEL MARTINEZ MAS (314)	16	314	18	18	18	14	14	18	18	385	385	314	314	314	18	18	18	18
ENOL VALLIN GANCEDO (22)	17	22	22	14	14	18	18	14	385	18	18	18	18	18	314	314	314	314
CHEMA OCAMPOS GUZMAN (11)	18	11	14	11	11	11	385	385	14	14	14	14	14	14	14	14	14	14
TAL OVADIA (14)	19	14	11	113	113	385	11	11	11	11	11	11	11	11	11	11	11	11
ANTIOCO BENITO VAZQUEZ (113)	20	113	113	223	385	113	113	113	113	113	113	113	113	113	113	113	113	113
ROBERTO RODRIGUEZ LOPEZ (223)	21	223	223	385	223	223	223	176	176	176	176	176	176	176	176	176	176	176
HUGO CIDONCHA MOLANO (16)	22	16	16	16	16	176	176	223	223	223	223	223	223	223	223	223	223	223
IAN BENAVENTE PERDIGÓN (219)	23	219	114	176	176	16	16	16	16	16	16	16	16	16	16	16	16	16
ADRIAN MUÑOZ ZAMORANO (114)	24	114	385	219	219	219	219	219	219	219	219	219	219	219	219	219	219	219
FRANCISCO JOSE JIMENEZ ALBA (78)	25	78	219	78	78	78	78	114	114	78	78	78	78	78	78	78	78	78
JORGE SALVADOR DIAZ (385)	26	385	176	114	114	114	114	78	78	114	114	114	114	114	114	114	114	114
VICTOR CORBACHO ROLDAN (176)	27	176	78															

Jefe de cronometraje Director de Carrera






XX Cto de España MX Villa Ducal de Osuna

4.- MXS18

Circuito El Calvario - OSUNA 1,540 km

GENERAL



Pos.	Nº	Nombre	Total	OSU1	OSU2	Licencia	Marca	Club
1	351	CARLOS PRAT SENDRA	47	22	25	150281-L	TRIUMPH	Mc. Segre
2	337	BRUNO MIRO RODRIGUEZ	47	25	22	150415-T	---	
3	166	ALEX LASHERAS ORTA	40	20	20	27583-SE	KTM	CD. TRT Race Service
4	23	ALEJANDRO TORRES FERNANDEZ	34	18	16	27609-MA	YAMAHA	Mc. Esc. Eduardo Castro
5	494	PABLO LARA CABALLERO	33	15	18	27607-MA	---	
6	268	SAMUEL TAPIA REDONDO	30	16	14	191165-CC	---	Miajadas Mc.
7	137	JACOBO ROMAN VELASQUEZ	29	14	15	199339-C	YAMAHA	M.N.M.
8	208	IZAN QUEROL ALCAÑIZ	24	12	12	150384-L	KAWASAKI	Mc. Segre
9	385	JORGE SALVADOR DIAZ	23	13	10	226450-M	YAMAHA	
10	214	JOSE LUIS MORENO PANIAGUA	22	9	13	191166-CC	YAMAHA	Mc. Las Arenas
11	322	NIL PALLARES MURISCOT	21	10	11	150373-L	YAMAHA	Mc. Segre
12	90	BIEL PONS PEREZ	20	11	9	150467-B	SIN MARCA	Amv Torroella
13	129	YENEDEY SANCHEZ CACERES	15	7	8	68852-GC	---	
14	128	OSCAR RUEDA ALCOHOLADO	14	8	6	27617-MA	YAMAHA	Mc. Esc. Eduardo Castro
15	274	SANTIAGO CORDERO JIMENEZ	12	5	7	191169-BA	---	T. Pavo & Rueda R.
16	18	LUIS FERNANDO ALBA BONET	11	6	5	69793-IB	YAMAHA	Mc. Formentera-Eivissa
17	314	ANGEL MARTINEZ MAS	7	3	4	253837-CS	BETA TRUEB	MC Domeño Off Road
18	14	TAL OVADIA	7	4	3	IMSF-29900	YAMAHA	
19	11	CHEMA OCAMPOS GUZMAN	3	1	2	27595-CO	---	
20	22	ENOL VALLIN GANCEDO	2	2	0	61116-AS	---	Mc. Villaviciosa
21	113	ANTIOCO BENITO VAZQUEZ	1	0	1	68850-GC	YAMAHA	
22	176	VICTOR CORBACHO ROLDAN	0	0	0	27597-MA	YAMAHA	Mc. Esc. Eduardo Castro
23	223	ROBERTO RODRIGUEZ LOPEZ	0	0	0	86638-S	KTM	
24	16	HUGO CIDONCHA MOLANO	0	0	0	191163-BA	YAMAHA	Mc. Via de la Plata
25	219	IAN BENAVENTE PERDIGÓN	0	0	0	253950-A	---	MC Off Road Novelda Riders
26	78	FRANCISCO JOSE JIMENEZ ALBA	0	0	0	28242-CA	HONDA	
27	114	ADRIAN MUÑOZ ZAMORANO	0	0	0	27893-CO	HONDA	
NT	28	MANUEL MONTERO RODRIGUEZ	0	0	--	27711-SE	YAMAHA	Mc. Urso

Jefe de cronometraje

Orbits

Director de Carrera

